The Daily Star BUSINESS

DHAKA MONDAY, MAY 10, 1999

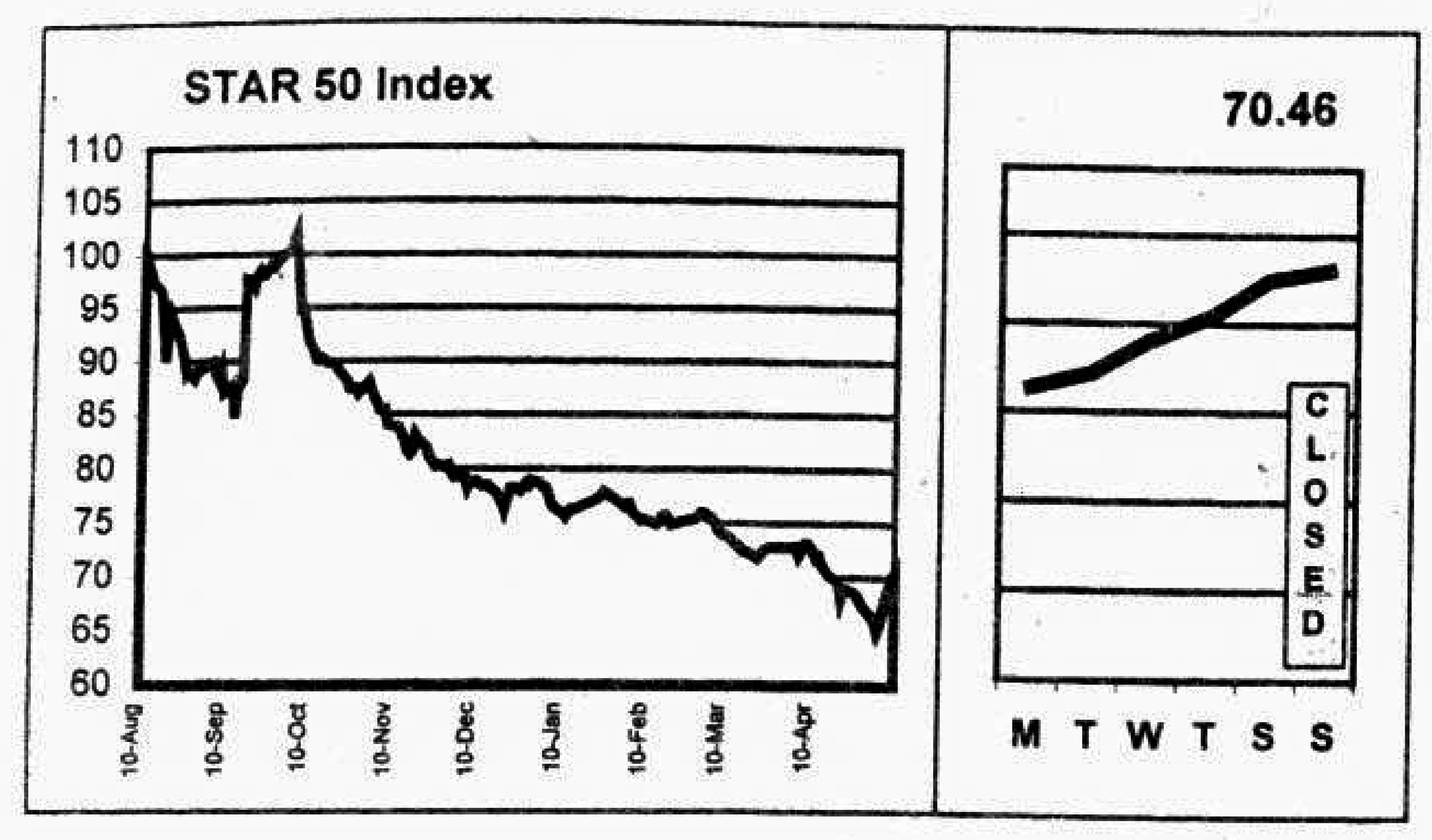

Fifty companies have been chosen for calculation of the **STAR 50 Index** based on their market capitalisation, liquidity, free float and corporate track record. The **Base Period** for the Index is **August 10, 1998**. The calculation has been done according to the widely used International Finance Corporation formula.

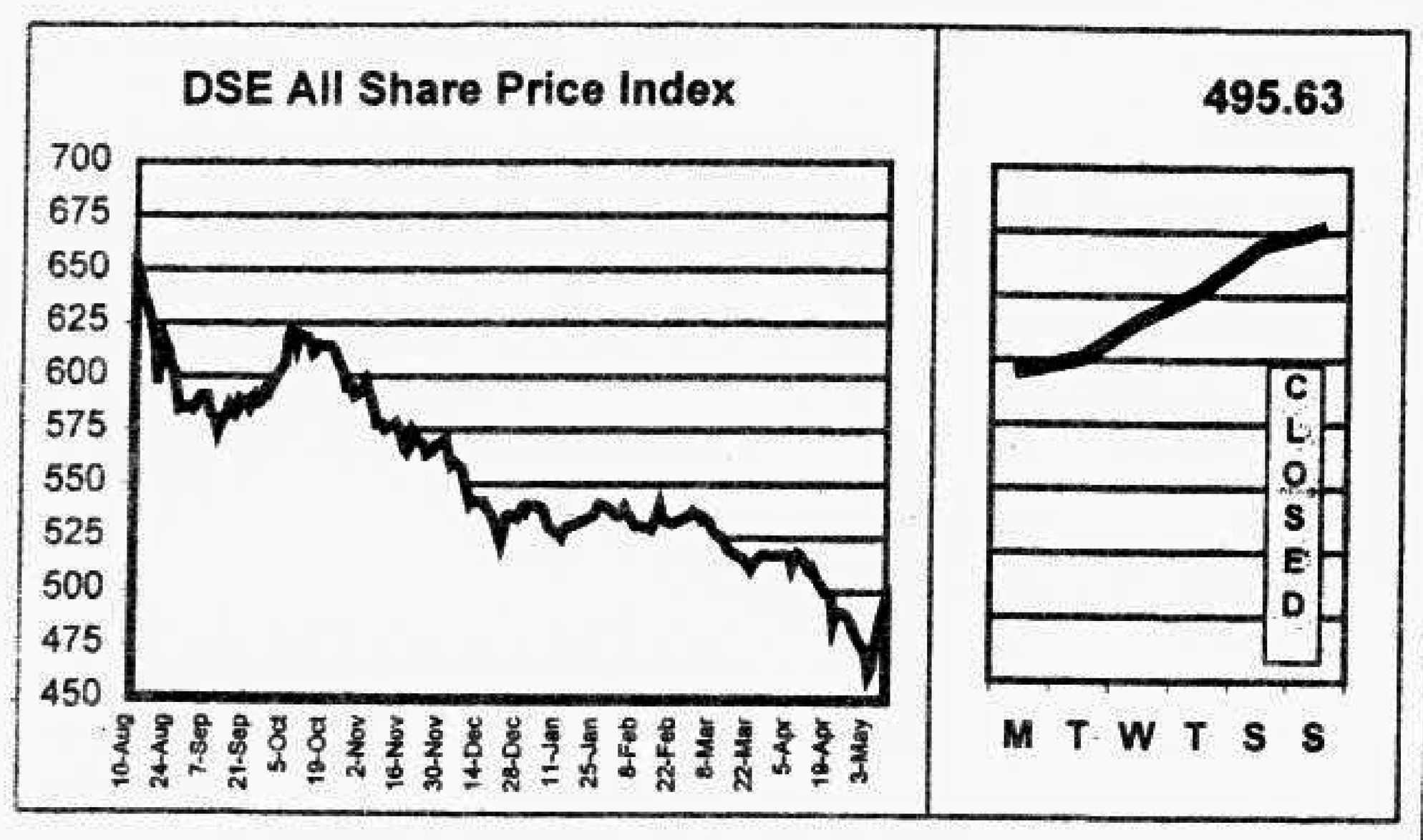

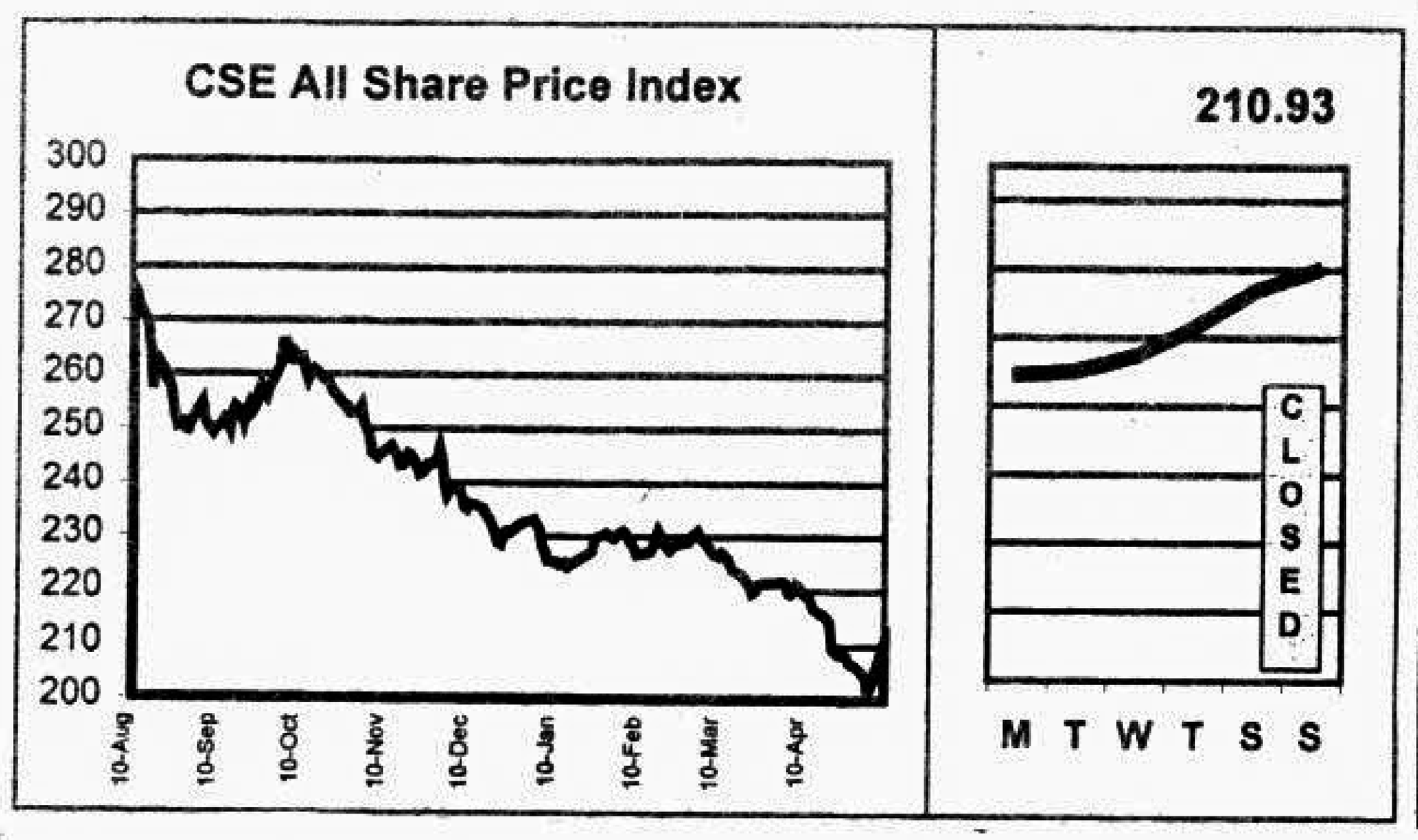

DAY'S MARKET
May 9, 1999

	DSE	CSE
All Share Price Index	495.63	210.93
Change in Index (pts)	3.82	1.74
Change in Index (%)	0.78%	0.83%
Market Capitalisation (cr Tk)	4,513.50	3,822.30
Market Capitalisation (mil US$)	940.31	796.31
Turnover Volume ('000)	2,438	623
Turnover Value (cr Tk)	12.55	2.52
No. of Issues Traded	160	73
No. of Issues Gained	73	38
No. of Issues Incurred Loss	82	30
No. of Issues Unchanged	5	5
Price Earning Ratio (x)	6.27	6.21
Dividend Yield (%)	8.57	9.02

DAY'S MARKET LEADERS

TURNOVER LEADERS

	DSE	Vol '000	Value Tkm		CSE	Vol '000	Value Tkm
1	Samorita Hosp	100	14.59	1	Delta Millers	95	6.64
2	Dynamic Tex	234	14.31	2	Bengal Biscuits	31	2.91
3	Delta Millers	131	9.11	3	Dynamic Tex	42	2.62
4	Sinobangla	381	5.97	4	Beximco Pharma	46	1.79
5	Beximco Pharma	150	5.83	5	Meghna Shrimp	16	1.52
6	Meghna Shrimp	58	5.55	6	Chic Tex	148	1.20
7	Bengal Biscuits	51	4.69	7	Shine Pukur	15	1.02
8	Samata Leather	54	4.00	8	Quasem Drycell	55	1.00
9	J H Chemi	21	3.00	9	Sinobangla	55	0.87
10	Tulip Dairy	13	2.79	10	ACI	24	0.65

CAPITAL GAINERS

	DSE	Vol '000	Change %		CSE	Vol '000	Change %
1	Reckitt & Col	2.30	11.71	1	Reckitt & Col	0.30	19.56
2	Alpha Tobacco	0.95	11.21	2	NBL	0.10	17.79
3	Eagle Box	0.05	10.00	3	Ibn Sina	0.02	10.69
4	Tallu Spinning	0.01	8.08	4	BD Luggage	0.15	9.31
5	Padma Oil	0.10	7.17	5	ACI	23.75	7.09
6	GQ Ball Pen	1.35	6.79	6	Prime Tex	0.20	6.83
7	Uttara Bank	0.01	6.67	7	BD Dyeing	0.10	6.67
8	ACI	44.75	6.61	8	BCIL	0.15	5.75
9	Ibn Sina	0.10	6.14	9	Beximco Synt	0.66	5.67
10	BD Thai Alum	0.06	5.26	10	Monno Fab	0.55	5.65

CAPITAL LOSERS

	DSE	Vol '000	Change %		CSE	Vol '000	Change %
1	Bangla Pro	0.30	(10.32)	1	Tamijuddin Tex	0.30	(20.00)
2	Rahim Tex	0.01	(10.00)	2	Wata Chemi	0.02	(17.50)
3	Rupan Oil	1.70	(8.62)	3	Padma Printer	0.40	(13.00)
4	Al-Baraka	0.01	(6.84)	4	Ambee Pharma	0.05	(8.44)
5	M Hossain Gar	1.00	(5.10)	5	Anwar Galva	0.05	(8.10)
6	Sonali Paper	0.90	(5.09)	6	Mita Tex	0.30	(5.91)
7	6th ICB M Fund	0.17	(4.94)	7	Samorita Hosp	0.75	(5.65)
8	Sajib Knit	17.05	(4.72)	8	Meghna Cemnt	0.45	(3.69)
9	Samorita Hosp	100.45	(4.13)	9	BD Autocars	0.42	(3.13)
10	Perfume Chemi	11.95	(4.01)	10	Imam Button	1.45	(3.12)

LEAGUE TABLE

Company Name	FV/ML Tk/nos	DSE Vol nos	DSE Day's High Tk	DSE Day's Low Tk	DSE Day's Closing Tk	DSE Prev. Closing Tk	DSE Net Chg Tk	CSE Vol nos	CSE Day's Closing Tk	CSE Prev. Closing Tk	CSE Net Chg Tk	AGM Year End YM	AGM Date D/M/Y	EPS Tk	P/E x	DPS Tk	Yield %	NAV per Share Tk	Price/NAV x
Banks																			
Al-Arafa	1000/5	20	1,049.00	1,045.25	1,046.50	1,045.75	0.75	-	-	1,070.00	-	9803	-	312.89	3.34	-	-	1,318.90	0.79
Al Baraka Bank	1000/1	5	885.00	885.00	885.00	950.00	(65.00)	-	-	-	-	9712	1/12/98	(624.64)	-	-	-	1,061.40	0.83
Arab Bangladesh Bank	100/5	20	92.00	91.00	91.25	90.75	0.50	-	-	95.00	-	9712	12/9/98	24.03	3.80	10.00	10.96	177.92	0.51
City Bank	100/5	15	115.00	115.00	115.00	110.50	4.50	-	-	115.00	-	9712	14/12/98	55.66	2.07	-	-	264.45	0.43
Eastern Bank	100/20	-	-	-	-	110.00	-	-	-	-	-	9712	12/11/98	57.14	1.93	-	-	159.58	0.69
IDLC	100/20	160	425.00	420.00	421.25	416.00	5.25	-	-	405.00	-	9712	2/6/98	59.60	7.07	30.00	7.12	214.74	1.96
IFIC Bank	100/5	225	107.00	105.00	105.00	104.50	0.50	-	-	97.00	-	9612	27/7/98	20.29	5.17	-	-	203.96	0.51
Islami Bank	1000/1	11	1,965.00	1,950.00	1,951.50	1,929.50	22.00	-	-	2,000.00	-	9712	20/8/98	322.18	6.06	210.00	10.76	3,925.20	0.50
National Bank	100/20	520	62.00	60.75	60.75	60.25	0.50	100	61.25	52.00	9.25	9712	24/11/98	43.47	1.40	-	-	261.19	0.23
Pubali Bank	100/5	-	-	-	-	115.00	-	-	-	95.00	-	9712	29/11/98	262.14	0.44	-	-	323.20	0.36
Rupali Bank	100/10	-	-	-	-	70.00	-	-	-	83.00	-	9712	20/3/99	0.81	86.42	-	-	143.23	0.49
UCBL	100/5	-	-	-	-	65.00	-	-	-	72.00	-	9612	27/8/97	34.66	1.88	-	-	198.58	0.33
United Leasing	100/20	-	-	-	-	520.00	-	-	-	-	-	9712	27/5/98	91.23	5.70	24.00	4.62	356.91	1.46
Uttara Bank	100/5	10	80.00	80.00	80.00	75.00	5.00	-	-	-	-	9712	24/11/98	4.98	16.06	-	-	304.72	0.26
Uttara Finance	100/50	650	185.00	180.00	181.50	173.75	7.75	100	180.00	175.00	5.00	9712	30/6/98	12.83	14.15	10.00	5.51	106.12	1.71
Investment																			
1st BSRS MF	100/50	250	62.00	60.50	61.00	58.50	2.50	-	-	69.00	-		-	-					-
1st ICB MF	100/5	25	1,050.00	1,000.00	1,030.00	1,040.00	(10.00)	-	-	1,800.00	-	9806	21/10/98	119.44	8.62	70.00	6.80	359.74	2.86
2nd ICB MF	100/5	5	372.00	372.00	372.00	370.00	2.00	-	-	425.00	-	9806	21/10/98	10.49	35.27	30.00	8.06	141.57	2.63
3rd ICB MF	100/5	390	295.00	272.50	284.50	280.25	4.25	-	-	570.00	-	9806	21/10/98	18.69	15.22	35.00	12.30	234.79	1.21
4th ICB MF	100/10	40	275.00	275.00	275.00	272.00	3.00	-	-	230.00	-	9806	21/10/98	27.81	9.89	32.00	11.64	167.65	1.64
5th ICB MF	100/10	100	175.00	175.00	175.00	173.25	1.75	-	-	300.00	-	9806	21/10/98	16.93	10.34	22.00	12.57	134.46	1.30
6th ICB MF	100/10	170	131.00	130.00	130.00	136.75	(6.75)	-	-	122.00	-	9806	21/10/98	9.39	13.84	18.00	13.85	135.10	0.96
7th ICB MF	100/50	50	108.00	108.00	108.00	105.00	3.00	-	-	100.00	-	9806	21/10/98	6.72	16.07	14.00	12.96	119.42	0.90
8th ICB MF	100/50	100	103.00	101.00	102.00	102.00	-	-	-	100.00	-	9806	21/10/98	3.35	30.45	12.00	11.76	116.60	0.87
ICB	100/5	-	-	-	-	180.50	-	-	-	175.00	-	9806	21/10/98	22.06	8.18	7.00	3.88	285.84	0.63
Engineering																			
Aftab Automobile	100/5	605	165.00	160.00	163.00	162.75	0.25	25	162.00	157.00	5.00	9806	17/12/98	27.55	5.92	16.00	9.82	237.80	0.69
Anwar Galvanizing	100/50	1,850	142.00	134.00	138.00	133.00	5.00	50	133.25	145.00	(11.75)	9706	30/3/98	21.44	6.44	15.00	10.87	106.44	1.30
Atlas Bangladesh	10/50	200	130.00	124.50	127.20	125.30	1.90	-	-	-	-	9806	24/12/98	23.77	5.35	5.00	3.93	78.70	1.62
Aziz Pipe	100/5	340	485.00	471.00	476.50	475.00	1.50	-	-	480.00	-	9712	30/7/98	13.53	35.22	15.00	3.15	544.82	0.87
BD Autocars	100/5	280	88.00	85.00	86.00	87.50	(1.50)	420	85.25	88.00	(2.75)	9706	30/12/97	11.69	7.36	-	-	130.72	0.66
BD Lamps	100/5	230	498.00	485.00	492.00	482.75	9.25	-	-	460.00	-	9712	9/9/98	34.88	14.11	30.00	6.10	243.81	2.02
BEMCO	100/10	-	-	-	-	45.00	-	-	-	-	-	9712	30/12/98	(30.96)	-	-	-	76.67	0.59
Bengal Steel	10/50	-	-	-	-	1,113.70	-	-	-	-	-	9612	27/9/97	(1.40)	-	-	-	2.34	475.94
Eastern Cables	100/5	1,580	111.50	107.25	108.50	108.50	-	-	-	102.25	-	9706	30/3/98	7.68	14.13	-	-	137.77	0.79
Karim Pipe	100/5	250	90.00	88.00	89.00	85.50	3.50	-	-	-	-	9712	24/12/98	(22.77)	-	-	-	58.60	1.52
Kay & Que	100/50	1,400	160.00	147.50	154.00	152.75	1.25	-	-	200.00	-	9612	28/9/97	10.99	14.01	12.50	8.12	119.00	1.29
Metalex Corp.	100/5	-	-	-	-	100.00	-	-	-	-	-	9506	24/4/96	(562.54)	-	-	-	(3,101.00)	-
Monno Jute Stafller	100/5	-	-	-	-	245.00	-	-	-	-	-	9712	1/12/98	22.69	10.80	20.00	8.16	226.48	1.07
Monno Jutex	100/5	10	995.00	950.00	972.50	950.00	22.50	-	-	-	-	9806	2/12/98	101.90	9.54	75.00	7.71	689.99	1.41
National Tubes	100/10	50	440.00	430.00	438.00	416.50	21.50	-	-	-	-	9806	21/4/99	108.33	4.04	30.00	6.85	(11.26)	-
Olympic Industries	100/5	7,265	142.00	135.00	135.25	135.00	0.25	145	134.50	131.00	3.50	9703	22/12/97	19.22	7.04	20.00	14.79	184.61	0.73
Quasem Drycell	10/50	120,800	18.80	17.90	18.00	18.10	(0.10)	54,750	18.20	18.10	0.10	9806	10/12/98	1.77	10.17	2.00	11.11	26.33	0.68
Renwick Jajnes	100/5	15	82.00	74.00	79.25	79.25	-	-	-	-	-	9806	31/12/98	(15.46)	-	-	-	(21.96)	-
Singer Bangladesh	100/5	460	1,199.00	1,134.00	1,141.50	1,146.50	(5.00)	-	-	-	-	9801	21/5/98	93.37	12.23	60.00	5.26	164.06	6.96
Thai Aluminum	100/10	60	185.00	185.00	185.00	175.75	9.25	-	-	188.00	-	9712	24/9/98	34.04	5.43	10.00	5.41	154.18	1.20
Wonderland Toys	100/50	5,000	64.25	61.50	61.75	62.75	(1.00)	-	-	61.00	-	9806	9/12/98	(11.25)	-	-	-	87.77	0.70
Food & Allied																			
AB Biscuit	100/5	-	-	-	-	70.00	-	-	-	-	-	9506	30/12/95	(26.78)	-	-	-	238.76	0.29
Alpha Tobacco	10/50	950	63.50	60.00	61.50	55.30	6.20	-	-	-	-	9810	9/4/99	7.32	8.40	5.25	8.54	77.96	0.79
Amam Sea Food	100/5	175	295.00	265.00	275.75	270.00	5.75	-	-	-	-	9806	7/12/98	(18.37)	-	-	-	1.03	267.72
AMCL (Pran)	100/10	1,350	290.00	275.00	282.25	273.25	9.00	40	272.50	267.00	5.50	9806	15/12/98	29.31	9.63	20.00	7.09	217.85	1.30
Apex Food	100/5	1,650	375.00	340.00	343.75	356.25	(12.50)	40	342.75	351.25	(8.50)	9806	24/12/98	19.57	17.57	20.00	5.82	669.59	0.51
Bangas	100/5	-	-	-	-	140.00	-	-	-	-	-	9706	29/12/97	10.92	12.82	-	-	145.40	0.96
BD Plantation	100/5	-	-	-	-	810.00	-	-	-	-	-	9806	15/12/98	23.83	33.99	-	-	255.05	3.18
Bengal Biscuit	100/20	51,140	93.75	91.00	91.75	92.75	(1.00)	31,160	93.50	91.75	1.75	9706	29/3/98	26.31	3.49	-	-	234.32	0.39
Beximco Fisheries	100/20	7,280	116.50	109.00	109.75	108.50	1.25	200	110.00	110.00	-	9712	19/11/98	18.53	5.92	20.00	18.22	132.82	0.83
BLTC	100/5	-	-	-	-	780.00	-	-	-	-	-	9712	29/9/98	77.11	10.12	45.00	5.77	1,457.90	0.52
BATBC	10/50	25,450	100.00	98.00	98.00	97.40	0.60	100	93.10	94.80	(1.70)	9712	21/5/98	12.18	8.06	8.00	8.16	35.63	2.75
Chittagong Vegetable	100/10	690	90.00	81.00	85.75	89.25	(3.50)	280	85.75	85.50	0.25	9806	30/12/98	(5.22)	-	-	-	226.32	0.38
Dhaka Fisheries	100/50	5,450	118.00	114.00	114.25	116.50	(2.25)	-	-	140.00	-	9806	17/12/98	4.21	27.14	-	-	117.01	0.98
Dhaka Vegetable	100/5	260	50.00	48.00	48.50	49.75	(1.25)	-	-	-	-	9506	10/9/97	(5.33)	-	-	-	108.80	0.45
EL Camellia	100/5	-	-	-	-	1,850.00	-	-	-	-	-	9612	11/10/97	(49.30)	-	-	-	(469.70)	-
Gachihata	100/50	6,100	53.00	51.00	51.50	52.25	(0.75)	750	51.75	52.25	(0.50)	9804	30/11/98	6.59	7.81	-	-	139.32	0.37
Gemini Sea Food	100/5	5	136.25	136.25	136.25	130.00	6.25	-	-	-	-	9709	12/12/98	12.87	10.59	10.00	7.34	108.50	1.26
Gulf Foods	100/50	15,850	147.50	141.00	141.75	144.75	(3.00)	50	143.50	145.50	(2.00)	9806	28/12/98	0.38	373.03	-	-	100.69	1.41
Hill Plantation	100/5	-	-	-	-	750.00	-	-	-	-	-	9806	15/12/98	145.92	5.14	15.00	2.00	430.72	1.74
Meghna Shrimp	100/20	58,440	98.50	94.75	95.00	97.50	(2.50)	15,800	96.00	97.75	(1.75)	9712	29/12/98	12.50	7.60	10.00	10.53	114.80	0.83
Meghna Vegetable Oil	100/50	1,700	115.50	111.00	113.00	111.00	2.00	-	-	112.00	-	9806	30/12/98	16.04	7.04	15.00	13.27	175.56	0.64
Modern Industries	100/5	-	-	-	-	86.00	-	-	-	-	-	9712	29/7/98	(15.23)	-	-	-	49.17	1.75
Mona Food	100/50	18,600	102.00	98.25	99.50	101.25	(1.75)	3,750	100.25	102.50	(2.25)	9806	29/12/98	6.71	14.83	5.00	5.03	109.24	0.91
NTC	100/5	150	500.00	460.00	492.00	507.25	(15.25)	-	-	377.00	-	9812	21/4/99	68.57	7.18	32.00	6.50	454.08	1.08
Rabeya Flour	10/50	-	-	-	-	-	-	-	-	-	-	9712	21/9/98	1.31	-	10.00	-	7.93	-
Rahima Food Corp.	100/50	4,350	56.50	53.50	53.75	55.00	(1.25)	800	53.75	55.00	(1.25)	9806	27/12/98	1.81	29.70	5.00	9.30	114.45	0.47
Raspit Food	100/50	1,050	160.25	157.00	158.00	160.25	(2.25)	-	-	156.00	-	9612	30/10/97	11.82	13.37	-	-	101.64	1.55
Rupon Oil	10/100	1,700	24.00	19.20	21.20	23.20	(2.00)	-	-	18.00	-	9706	12/8/98	0.11	192.73	-	-	32.14	0.66
Shyampur Sugar Mills	10/100	100	8.50	8.50	8.50	8.60	(0.10)	-	-	-	-	9706	31/3/98	(13.31)	-	-	-	(53.00)	-
Tripti Industries	100/5	8,100	85.75	81.00	81.75	80.75	1.00	1,355	81.00	79.50	1.50	9608	-	4.74	17.25	10.00	12.23	110.00	0.74
Tulip Dairy	100/5	13,280	219.00	209.25	210.00	210.50	(0.50)	-	-	-	-	9306	30/3/95	(35.14)	-	-	-	53.99	3.89
Yousuf Flour	10/50	-	-	-	-	-	-	-	-	-	-	9806	29/12/98	0.16	-	-	-	10.29	-
Zeal Bangla	10/50	4,400	9.60	9.10	9.30	9.30	-	-	-	-	-	9706	26/8/98	(7.46)	-	-	-	(36.50)	-
Fuel & Power																			
BOC	10/50	3,150	94.00	90.00	93.20	89.80	3.40	-	-	88.50	-	9806	1/2/99	7.79	11.96	3.80	4.08	48.08	1.94
Eastern Lubricant	10/50	-	-	-	-	144.50	-	-	-	-	-	9806	18/3/99	5.64	25.62	3.50	2.42	42.42	3.41
National Oxyg.	100/10	-	-	-	-	47.75	-	-	-	69.00	-	9606	30/6/97	(1,110.86)	-	-	-	(337.60)	-
Padma Oil	10/50	100	172.00	172.00	172.00	160.50	11.50	-	-	184.80	-	9806	21/3/99	16.55	10.39	4.50	2.62	80.57	2.13
Jute																			
Ahad Jute	100/10	-	-	-	-	-	-	-	-	-	-	9706	21/12/97	(5.28)	-	-	-	(372.90)	-
Islam Jute	100/5	-	-	-	-	106.00	-	-	-	-	-	9806	10/12/98	40.02	2.65	-	-	1,164.00	0.09
Jute Spinners	100/5	-	-	-	-	130.00	-	-	-	-	-	9806	31/3/99	29.55	4.40	15.00	11.54	724.38	0.18
Mutual Jute	100/5	-	-	-	-	-	-	-	-	-	-	9706	30/12/97	24.89	-	15.00	-	184.29	-
Northern Jute	10/200	22,800	27.00	24.80	25.10	25.30	(0.20)	-	-	-	-	9706	27/12/97	1.13	22.21	-	-	10.80	2.32
Saleh Carpet	10/200	110,600	6.50	6.00	6.00	6.20	(0.20)	-	-	-	-	9612	22/12/97	(12.81)	-	-	-	(104.30)	-
Sonali Aansh	100/5	-	-	-	-	290.00	-	-	-	-	-	9806	31/12/98	(33.65)	-	-	-	195.56	1.48
Textile																			
Al-Haj Textile	10/50	-	-	-	-	-	-	-	-	-	-	9706	24/12/97	1.56	-	10.00	-	11.76	-
Allies Industries	100/50	7,550	53.00	50.50	50.75	51.00	(0.25)	1,250	51.50	51.00	0.50	9806	17/12/98	11.87	4.28	-	-	122.81	0.41
Anlima Yarn Dyeing	100/50	750	90.50	86.75	88.00	89.25	(1.25)	400	88.25	89.50	(1.25)	9806	30/12/98	15.26	5.77	10.00	11.36	105.24	0.84
Apex Spinning	100/20	1,400	117.00	109.50	111.25	109.25	2.00	40	107.25	102.75	4.50	9803	7/12/98	23.97	4.64	12.50	11.24	152.57	0.73

LEAGUE TABLE

Company Name	FV/ML Tk/nos	DSE Vol nos	DSE Day's High Tk	DSE Day's Low Tk	DSE Day's Closing Tk	DSE Prev. Closing Tk	DSE Net Chg Tk	CSE Vol nos	CSE Day's Closing Tk	CSE Prev. Closing Tk	CSE Net Chg Tk	AGM Year End YM	AGM Date D/M/Y	EPS Tk	P/E x	DPS Tk	Yield %	NAV per Share Tk	Price/NAV x
Apex Weaving	100/50	3,950	52.00	50.75	51.00	51.75	(0.75)	550	51.75	52.00	(0.25)	9806	10/12/98	(7.32)	-	-	-	90.54	0.56
Arbee Textile	100/10	-	-	-	-	81.00	-	-	-	-	-	9712	28/6/98	(59.13)	-	-	-	(78.92)	-
Ashraf Textile	10/50	85,600	15.90	15.40	15.40	15.60	(0.20)	20,900	15.60	15.50	0.10	9706	28/12/97	0.50	30.80	1.50	9.74	30.08	0.51
BD Dyeing	100/20	280	126.25	125.00	125.50	129.25	(3.75)	100	128.00	120.00	8.00	9612	27/9/97	45.93	2.73	15.00	11.95	158.99	0.79
BD Zipper	100/50	3,650	105.00	100.00	100.75	101.50	(0.75)	100	102.00	101.25	0.75	9806	17/12/98	17.86	5.64	11.00	10.92	110.15	0.91
Beximco Denims	100/50	2,450	225.00	217.00	220.00	218.75	1.25	-	-	191.00	-	9712	5/11/98	43.37	5.07	30.00	13.64	125.04	1.76
Beximco Knitting	100/20	780	144.00	135.00	138.00	135.25	2.75	460	139.00	137.00	2.00	9712	15/11/98	29.60	4.66	20.00	14.49	116.51	1.18
Beximco Textile	100/50	1,300	126.00	123.50	125.00	124.75	0.25	100	125.00	122.00	3.00	9712	8/11/98	27.11	4.61	5.00	4.00	112.80	1.11
Chic Tex	10/500	208,500	8.30	7.90	7.90	8.10	(0.20)	148,000	8.10	8.20	(0.10)	9806	17/12/98	0.24	32.92	0.50	6.33	10.27	0.77
CMC-Kamal	100/50	-	-	-	-	59.00	-	-	-	78.00	-	9812	8/4/99	5.10	11.57	5.00	8.47	100.10	0.59
Dandy Dyeing	100/50	300	51.25	50.25	50.75	51.00	(0.25)	-	-	-	-	9612	30/9/97	(21.99)	-	-	-	59.93	0.85
Delta Millers	100/20	130,680	71.00	68.00	69.75	67.00	2.75	94,840	70.00	67.50	2.50	9806	30/12/98	2.63	26.52	-	-	118.80	0.59
Desh Garments	100/10	-	-	-	-	63.00	-	-	-	-	-	9806	2/12/98	7.96	7.91	-	-	106.20	0.59
Dulamia Cotton	100/10	-	-	-	-	46.00	-	-	-	45.00	-	9806	31/12/98	(67.33)	-	-	-	106.24	0.43
Dynamic Textile	100/20	233,700	64.00	60.00	61.25	59.25	2.00	42,480	61.75	60.00	1.75	9609	7/9/97	(7.18)	-	-	-	104.83	0.58
Eagle Star Textile	10/50	7,500	10.10	9.80	9.90	9.90	-	12,700	9.90	10.00	(0.10)	9806	23/12/98	0.54	18.33	-	-	20.52	0.48
GEM Knitwear	100/50	2,250	124.00	116.50	120.25	120.25	-	-	-	117.50	-	9612	-	-	-	-	-	100.00	1.20
GMG Industrial Corp.	10/50	-	-	-	-	22.50	-	-	-	106.00	-	9706	29/12/97	(4.22)	-	-	-	(41.00)	-
HR Textile	100/50	1,150	71.00	68.00	69.25	69.50	(0.25)	50	68.50	65.00	3.50	9709	29/12/97	8.17	8.48	12.50	18.05	130.94	0.53
M. Hossain Garments	100/50	1,000	60.75	60.00	60.50	63.75	(3.25)	-	-	63.00	-	9606	24/12/97	5.20	11.63	15.00	24.79	116.99	0.52
Mita Textile	100/20	1,700	58.00	55.25	56.75	57.50	(0.75)	300	55.75	59.25	(3.50)	9806	7/12/98	3.68	15.42	5.00	8.81	116.11	0.49
Mithun Knitting	100/20	800	75.00	70.00	72.25	74.25	(2.00)	-	-	-	-	9806	18/12/98	6.19	11.67	12.00	16.61	118.04	0.61
Modern Dyeing	100/5	-	-	-	-	80.00	-	-	-	-	-	9606	17/12/98	2.34	34.19	5.00	6.25	102.35	0.78
Monno Fabrics	100/50	3,550	81.00	78.00	79.00	78.50	0.50	550	79.50	75.25	4.25	9712	10/12/96	-	-	-	-	135.22	0.58
Padma Textile	100/20	1,300	190.00	180.00	180.75	181.00	(0.25)	60	170.00	170.00	-	9712	8/11/98	48.18	3.75	25.00	13.83	229.44	0.79
Prime Textile	100/50	2,600	57.00	55.25	55.75	55.75	-	200	54.75	51.25	3.50	9806	20/3/99	(13.80)	-	-	-	290.99	0.19
Quasem Silk	10/100	42,400	18.20	17.10	17.20	17.40	(0.20)	-	-	-	-	9709	21/6/96	0.14	122.86	-	-	(4.25)	-
Quasem Textile	10/50	22,500	16.40	15.40	15.50	15.70	(0.20)	-	-	-	-	9709	21/6/98	(2.56)	-	-	-	(78.16)	-
Rahim Textile	100/5	10	58.50	58.50	58.50	65.00	(6.50)	-	-	-	-	9806	24/3/99	(13.54)	-	-	-	(28.17)	-
Saiham Textile	100/10	230	107.00	103.00	104.00	104.75	(0.75)	1,150	103.50	105.25	(1.75)	9806	19/11/98	21.60	4.81	10.00	9.62	120.17	0.87
Sajib Knitwear	100/50	17,050	96.00	90.25	90.75	95.25	(4.50)	4,800	92.00	94.75	(2.75)	9806	17/12/98	5.09	17.83	5.00	5.51	102.65	0.88
Sonargaon Textile	100/50	-	-	-	-	84.25	-	-	-	94.00	-	9712	29/9/98	35.66	2.36	8.00	9.50	173.53	0.49
Sreepur Textile	100/50	1,250	54.75	53.50	53.50	52.50	1.00	200	53.25	52.00	1.25	9712	24/9/98	(1.86)	-	-	-	99.87	0.54
STM	100/5	-	-	-	-	70.00	-	-	-	-	-	9612	30/9/97	(26.47)	-	-	-	394.11	0.18
Stylecraft	100/5	-	-	-	-	1,124.50	-	-	-	-	-	9806	11/12/98	195.16	5.76	20.00	1.78	799.21	1.41
Tallu Spinning	100/10	10	70.25	70.25	70.25	65.00	5.25	-	-	-	-	9806	18/12/98	6.02	11.67	-	-	123.41	0.57
Tamijuddin Textile	100/10	750	50.50	47.00	48.00	47.75	0.25	300	64.00	80.00	(16.00)	9706	24/12/97	(7.74)	-	-	-	81.92	0.59
Pharma & Chemical																			
ACI	10/50	44,750	27.70	26.90	27.40	25.70	1.70	23,750	27.20	25.40	1.80	9712	23/7/98	3.73	7.35	3.00	10.95	39.36	0.70
Ambee Pharma	10/50	6,500	33.50	31.00	31.30	31.00	0.30	50	29.30	32.00	(2.70)	9712	12/9/98	2.40	13.04	2.50	7.99	11.48	2.73
Bangla Process	100/5	300	58.25	55.00	56.50	63.00	(6.50)	-	-	-	-	9706	28/12/97	3.26	17.33	-	-	148.65	0.38
BCIL	100/10	1,490	116.75	108.50	111.75	107.50	4.25	150	105.75	100.00	5.75	9806	17/12/98	14.63	7.64	10.00	8.95	146.68	0.76
Beximco Infusions	100/10	810	248.00	233.00	237.75	237.00	0.75	40	235.00	223.00	12.00	9712	15/11/98	45.80	5.19	25.00	10.52	160.03	1.49
Beximco Pharma	10/50	150,300	40.50	38.00	38.80	38.00	0.80	45,500	39.40	37.90	1.50	9712	10/12/98	8.25	4.70	3.00	7.73	64.37	0.60
Beximco Synthetics	100/20	13,280	162.50	154.00	154.75	154.50	0.25	660	158.50	150.00	8.50	9712	19/11/98	34.19	4.53	25.00	16.16	127.61	1.21
Glaxo Bangladesh	10/50	150	68.00	68.00	68.00	67.20	0.80	-	-	-	-	9612	30/4/98	6.78	10.03	2.75	4.04	42.45	1.60
Imam Button	100/50	18,600	112.75	107.75	108.00	111.00	(3.00)	1,450	108.75	112.25	(3.50)	9806	30/12/98	7.37	14.65	5.00	4.63	100.47	1.07
JH Chemical	100/50	20,950	148.00	143.00	143.00	144.75	(1.75)	1,350	143.00	147.50	(4.50)	9712	-	-	-	-	-	100.00	1.43
Kohinoor Chemicals	100/5	590	85.00	76.00	78.75	76.00	2.75	-	-	80.00	-	9406	27/2/95	(7.77)	-	-	-	(270.20)	-
Libra Pharma	100/20	-	-	-	-	250.00	-	-	-	245.00	-	9806	17/12/98	37.04	6.75	22.00	8.80	268.09	0.93
National Polymer	100/10	160	135.00	133.25	134.50	131.00	3.50	-	-	143.00	-	9706	29/9/97	38.82	3.46	20.00	14.87	169.44	0.79
Orion Infusion	100/20	-	-	-	-	40.75	-	-	-	34.43	-	9606	3/2/97	8.09	5.04	17.00	41.72	102.38	0.40
Perfume Chemical	100/50	11,960	76.50	71.25	71.75	74.75	(3.00)	8,650	73.75	74.25	(0.50)	9806	30/4/98	1.62	44.29	-	-	108.11	0.66
Petro Synthetic	10/50	2,100	22.30	19.70	20.90	20.40	0.50	-	-	-	-	9612	2/10/97	(10.66)	-	-	-	(41.17)	-
Pharma Aids	100/5	-	-	-	-	80.00	-	-	-	-	-	9806	27/12/98	(2.83)	-	-	-	114.78	0.70
Pharmaco	100/5	460	54.50	51.00	51.75	51.50	0.25	-	-	-	-	9806	31/3/99	2.75	18.82	-	-	61.34	0.84
Rahman Chemicals	100/10	1,380	48.00	43.50	45.25	46.00	(0.75)	-	-	-	-	9612	13/11/97	(11.71)	-	-	-	(47.06)	-
Reckitt & Colman	10/50	2,300	80.00	72.00	77.30	69.20	8.10	300	75.80	63.40	12.40	9801	19/5/98	4.83	16.00	2.75	3.56	25.63	3.02
Renata	100/5	-	-	-	-	370.50	-	-	-	-	-	9712	17/6/98	39.14	9.47	-	-	140.98	2.63
Square Pharma	100/20	4,000	660.00	640.00	652.00	633.75	18.25	-	-	642.50	-	9803	13/8/98	114.27	5.71	45.00	6.90	677.49	0.96
TBL	100/5	-	-	-	-	39.50	-	-	-	62.00	-	9712	30/7/98	(313.75)	-	-	-	(1,362.00)	-
The Ibnsina	100/10	100	152.00	150.00	151.25	142.50	8.75	20	145.00	131.00	14.00	9806	6/2/99	20.54	7.36	17.00	11.24	111.39	1.36
Wata Chemicals	100/20	220	146.00	146.00	146.00	141.00	5.00	20	165.00	200.00	(35.00)	9712	26/8/98	3.85	37.92	10.00	6.85	190.18	0.77
Paper & Printing																			
Azadi Printers	100/10	-	-	-	-	-	-	-	-	5.00	-	9606	24/12/97	(13.48)	-	-	-	(393.60)	-
Eagle Box	10/50	50	30.80	30.80	30.80	28.00	2.80	-	-	-	-	9806	9/11/98	(36.11)	-	-	-	(218.70)	-
MAQ Enterprises	100/50	1,350	57.00	52.50	53.75	54.75	(1.00)	-	-	52.00	-	9612	-	12.24	4.39	-	-	126.94	0.42
MAQ Paper	100/20	80	96.00	95.00	95.50	96.00	(0.50)	-	-	85.00	-	9712	20/9/98	18.47	5.17	10.00	10.47	123.04	0.78
Monospool Paper	100/5	2,360	58.00	54.25	55.00	56.25	(1.25)	-	-	-	-	9806	15/9/98	1.88	29.26	-	-	178.33	0.31
Padma Printers	10/50	7,000	14.50	13.50	13.90	14.20	(0.30)	400	19.40	22.30	(2.90)	9612	23/12/96	-	-	-	-	10.00	1.39
Paper Process	100/10	4,770	48.00	44.75	45.00	46.75	(1.75)	-	-	-	-	9512	26/12/97	2.62	17.18	-	-	82.03	0.55
Sonali Paper	10/50	900	21.90	20.00	20.50	21.60	(1.10)	-	-	26.00	-	9606	30/12/96	1.07	19.16	1.50	7.32	10.19	2.01
Services & Real Estate																			
BD Hotel	10/50	-	-	-	-	-	-	-	-	-	-	9712	17/9/98	5.52	-	3.00	-	290.43	-
BD Services	10/50	-	-	-	-	-	-	-	-	-	-	9612	24/12/97	1.78	-	1.00	-	36.52	-
Eastern Housing	100/20	5,000	121.00	119.25	119.75	119.75	-	200	121.25	119.25	2.00	9807	27/12/98	20.05	5.97	16.00	13.36	126.72	0.95
Samorita Hospital	100/50	100,450	156.00	144.00	145.25	151.50	(6.25)	750	146.00	154.75	(8.75)	9706	19/3/98	3.91	37.15	-	-	109.22	1.33
Shine Pukur Holdings	100/50	38,800	69.75	62.50	66.00	65.75	0.25	15,150	67.50	65.25	2.25	9712	10/12/98	11.05	5.97	10.00	15.15	104.56	0.63
Miscellaneous																			
Apex Footwear	100/20	260	150.00	146.00	147.75	148.00	(0.25)	-	-	138.25	-	9812	15/4/99	2.78	53.15	-	-	210.02	0.70
Apex Tannery	100/10	1,500	200.00	187.00	192.25	194.00	(1.75)	340	192.50	193.75	(1.25)	9806	26/11/98	16.96	11.34	25.00	13.00	405.94	0.47
Aramit	10/50	47,600	43.00	40.60	40.70	39.30	1.40	1,050	40.90	39.30	1.60	9712	27/9/98	3.49	11.66	2.30	5.65	26.79	1.52
Aramit Cement	100/50	12,000	118.75	115.00	115.25	113.25	2.00	1,350	115.75	114.00	1.75	9712	-	-	-	-	-	100.00	1.15
Bata Shoe	10/100	1,400	90.00	88.00	89.30	87.60	1.70	-	-	-	-	9712	3/6/98	11.92	7.49	9.00	10.08	37.01	2.41
BD Luggage	100/50	900	56.75	53.25	55.50	55.75	(0.25)	150	55.75	51.00	4.75	9606	-	-	-	-	-	109.00	0.56
Bengal Fine Ceramic	100/50	1,300	123.50	116.00	118.75	115.50	3.25	-	-	119.50	-	9806	17/12/98	10.51	11.30	10.00	8.42	100.51	1.18
BEXIMCO	10/100	27,900	51.00	46.50	46.80	45.50	1.30	1,100	47.90	46.50	1.40	9712	5/11/98	10.45	4.48	2.50	5.34	28.84	1.62
BSC	100/5	-	-	-	-	90.00	-	-	-	102.00	-	9606	19/12/96	(74.44)	-	-	-	(556.00)	-
Chittagong Cement	100/5	1,185	505.00	472.25	484.25	493.50	(9.25)	210	486.25	489.50	(3.25)	9806	15/4/99	53.29	9.09	40.00	8.26	137.57	3.52
Confidence Cement	100/20	1,700	217.00	213.50	214.00	213.50	0.50	160	212.00	212.25	(0.25)	9806	17/2/99	50.98	4.20	25.00	11.68	250.33	0.85
Excelsior Shoes	100/50	11,350	56.50	54.25	54.75	55.25	(0.50)	9,400	55.50	54.75	0.75	9709	31/3/98	8.02	6.83	-	-	121.58	0.45
Fu-Wang Ceramic	100/50	11,150	144.00	138.00	139.25	140.00	(0.75)	-	-	132.00	-	9806	17/12/98	2.64	52.75	5.00	3.59	104.37	1.33
GQ Ball Pen	10/50	1,350	74.50	68.70	70.80	66.30	4.50	-	-	62.00	-	9712	24/8/98	8.97	7.89	3.50	4.94	99.11	0.71
Highspeed Ship	100/5	-	-	-	-	-	-	-	-	-	-	9806	31/12/98	(11.36)	-	-	-	100.00	-
Himadri	10/100	-	-	-	-	-	-	-	-	-	-	9612	29/9/97	1.13	-	-	-	12.86	-
Lexco	100/10	560	162.75	157.00	160.25	159.75	0.50	-	-	153.00	-	9712	10/9/98	10.80	14.84	10.00	6.24	550.47	0.29
Mark BD Shilpa & Engg.	100/50	1,850	68.00	65.25	65.75	67.25	(1.50)	100	66.50	67.00	(0.50)	9706	29/12/97	13.54	4.86	11.00	16.73	218.88	0.30
Meghna Cement	100/50	3,400	140.00	128.25	130.50	134.00	(3.50)	450	130.50	135.50	(5.00)	9712	24/9/98	14.29	9.13	10.00	7.66	108.76	1.20
Monno Ceramic	100/5	875	325.00	314.00	317.25	312.25	5.00	-	-	275.00	-	9806	10/12/98	34.35	9.24	35.00	11.03	239.34	1.33
Niloy Cement	100/50	1,400	115.00	111.00	112.75	113.50	(0.75)	100	112.00	112.00	-	9806	17/12/98	0.95	118.68	-	-	100.62	1.12
Paragon Leather	100/50	20,350	60.00	56.50	56.75	58.25	(1.50)	3,300	58.25	58.25	-	9706	27/5/98	9.44	6.01	10.00	17.62	113.73	0.50
Phoenix Leather	100/5	-	-	-	-	283.25	-	-	-	-	-	9606	5/1/97	38.26	7.40	-	-	12.89	21.97
Rose Heaven Ball Pen	10/500	117,000	17.40	16.80	16.80	16.70	0.10	11,000	16.80	16.60	0.20	9806	19/12/98	1.13	14.87	1.00	5.95	16.52	1.02
Samata Leather	100/50	53,900	79.75	73.25	74.25	75.00	(0.75)	1,750.00	75.25	75.25	-	9712	-	6.05	12.27	-	-	176.72	0.42
Savar Refractories	100/5	350	76.75	75.50	76.00	78.00	(2.00)	-	-	-	-	9806	25/3/99	0.43	176.74	-	-	100.97	0.75
Sinobangla Industries	10/500	380,500	16.20	15.70	15.70	15.90	(0.20)	55,000	15.90	16.00	(0.10)	9806	-	0.22	71.36	-	-	10.22	1.54
Standard Ceramic	100/50	400	122.00	121.00	121.25	118.75	2.50	-	-	122.00	-	9706	23/6/98	13.37	9.07	10.00	8.25	231.99	0.52
Texpick Industries	100/10	-	-	-	-	95.00	-	-	-	-	-	9706	24/12/97	1.24	76.61	-	-	128.69	0.74
The Engineers	100/5	-	-	-	-	101.00	-	-	-	-	-	9608	27/12/97	75.82	1.33	10.00	9.90	387.50	0.26
Usmania Glass	100/5	230	225.00	218.00	221.75	215.00	6.75	-	-	205.00	-	9806	23/4/99	(62.65)	-	15.00	6.76	461.48	0.48
Insurance																			
BGIC	100/10	50	272.00	272.00	272.00	271.00	1.00	-	-	252.50	-	9712	10/9/98	39.57	6.87	25.00	9.19	234.52	1.16
Central Insurance	100/20	-	-	-	-	138.50	-	-	-	125.00	-	9712	16/9/98	26.00	5.33	20.00	14.44	157.46	0.88
Delta Life Insurance	100/5	145	510.00	495.00	499.50	496.50	3.00	-	-	470.00	-	9712	27/9/98	-	-	35.00	7.01	100.00	5.00
Eastern Insurance	100/20	60	149.00	140.00	144.00	140.00	4.00	-	-	205.31	-	9712	12/8/98	28.93	4.98	20.00	13.89	158.46	0.91
Eastland Insurance	100/20	-	-	-	-	157.25	-	-	-	180.00	-	9712	27/7/98	31.01	5.07	18.00	11.45	213.01	0.74
Federal Insurance	100/50	-	-	-	-	126.00	-	-	-	139.25	-	9712	17/12/98	17.77	7.09	15.00	11.90	153.86	0.82
Green Delta Insurance	100/10	-	-	-	-	406.75	-	-	-	425.00	-	9712	25/6/98	58.11	7.00	36.00	8.60	282.66	1.44
Janata Insurance	100/20	100	125.00	125.00	125.00	128.50	(3.50)	-	-	125.00	-	9712	12/10/98	71.90	1.74	10.00	8.00	177.33	0.70
Karnaphuli Insurance	100/20	240	131.00	126.00	128.75	125.00	3.75	-	-	-	-	9712	24/9/98	21.11	6.10	18.00	13.98	181.20	0.71
National Life Insurance	100/20	-	-	-	-	163.00	-	-	-	222.75	-	9712	4/7/98	-	-	20.00	12.27	100.00	1.63
People Insurance	100/20	-	-	-	-	678.00	-	60.00	699.00	694.00	5.00	9712	7/9/98	31.34	21.63	21.00	3.10	243.19	2.79
Phoenix Insurance	100/20	160	245.00	242.25	243.00	243.25	(0.25)	-	-	226.00	-	9712	20/5/98	38.56	6.30	30.00	12.35	205.42	1.18
Pragati Insurance	100/10	60	414.00	411.00	413.50	414.50	(1.00)	-	-	390.00	-	9712	22/7/98	79.08	5.23	35.00	8.46	438.47	0.94
Purabi Insurance	100/50	-	-	-	-	83.25	-	-	-	-	-	9712	17/12/98	14.00	5.95	5.00	6.01	114.20	0.73
Reliance Insurance	100/50	-	-	-	-	306.75	-	-	-	380.00	-	9712	22/6/98	50.43	6.08	30.00	9.78	363.45	0.84
Rupali Insurance	100/20	-	-	-	-	179.00	-	-	-	180.00	-	9712	10/8/98	32.55	5.50	25.00	13.97	254.12	0.70
Sandhani Life Insurance	100/50	-	-	-	-	85.50	-	-	-	95.00	-	9712	10/12/98	-	-	5.00	5.85	100.00	0.86
United Insurance	100/10	-	-	-	-	220.00	-	-	-	-	-	9712	17/5/98	27.90	7.89	20.00	9.09	206.28	1.07

DEBENTURE

Name	Nature of Debenutre	Year of Float	Date of Maturity	Date of Conversion	Interest Due	FV/ML Tk/Nos	Day's Closing Price DSE Tk	Day's Closing Price CSE Tk
Aramit Cement	14%, 20% Convertible, 80% Redeemable	1998	September, 2008	September, 2000	Mar, Sep	2500/2		
BCIL	17%, 20% Convertible, 80% Redeemable	1993	December 31, 1999	February 1, 1995	Jan, Jul	480/1		
BD Luggage	14%, 20% Convertible, 80% Redeemable	1996	September 5, 2003	September 5, 1998	Mar, Sep	2500/2	1,652.00	
BD Zipper	14%, 20% Convertible, 80% Redeemable	1995	August 1, 2002	August 1, 1997	Feb, Aug	1800/2		
BEXIMCO	17%, 100% Redeemable	1989	October 11, 1998		Oct, Apr	162/1		
Beximco Denims	14%, 100% Redeemable	1995	July 10, 2005		Jan, Jul	2500/2		
Beximco Fisheries	14%, 100% Redeemable	1994	May 1, 2004		Jan, Jul	2571.42/1	1,950.00	
Beximco Infusion	17%, 100% Redeemable	1992	October 31, 2000		Oct, Apr	700/2		
Beximco Synthetics	14%, 100% Redeemable	1993	September 1, 2003		Mar, Sep	1963/2		
Beximco Textile	14%, 100% Redeemable	1995	July 1, 2005		Jan, Jul	2500/2		
Beximco Knitting	14%, 20% Convertible, 80% Redeemable	1994	July 1, 2004	July 1, 1995	Jan, Jul	2056/2	1,750.00	
Eastern Housing	15%, 10% Convertible, 90% Redeemable	1994	January 1, 2000	July 1, 1995	Jan, Jul	1687.5/1		

COMPANY CALENDAR

Company	Declaration Year End	Declaration Div/Bon/Rght	Book Closure From	Book Closure To	AGM/EGM Date & Time	AGM/EGM Venue
BATBC	9812	50%	19/04/99	17/05/99		
Reckitt & Colman	9901	30%	03/05/99	17/05/99	17/5/99	Hotel Agrabad, Ctg.
United Leasing	9812	25%	23/04/99	20/05/99	20/5/99 3.30pm	Hotel Sonargaon
Singer BD	9901	30% F	16/05/99	29/05/99	29/05/99	Factory Premises
Delta Life	EGM				15/5/99 10am	Hotel Purbani
Paragon Leather	9806				26/5/99 11am	Foy's Lake Eye Hos.
Bata	9812	20% F	10/05/99	03/06/99	3/6/99 10.30 am	Factory Premises
ACI	9812	25%	06/05/99	20/05/99	20/5/99 11am	RAOA Club, Mohakhali
Zeal Bangla	9806		10/05/99	30/05/99	30/5/99 1.30pm	Factory Premises
Modern Ind.	9812		06/05/99	15/05/99	15/5/99 11.30am	Factory Premises
United Insurance	9812	17% F	11/05/99	25/05/99	25/5/99 4pm	Hotel Sonargaon
Glaxo Wellcome	9712	30% F	06/05/99	20/05/99	20/5/99 11am	Hotel Agrabad, Ctg.
Bengal Biscuit	18th AGM will be held shortly. Board recommended no dividend.					
Shyampur Sugar	9806		10/06/99		24/6/99 10am	80 Motijheel C/a.

NOTES

FI/ML	Face Value / Market Lots	Vol	: Volume	P/E (x)	: Price/Earning (Times)	Price/NAV(x)	: Price/Net Asset Value(Times)	Avg.	: Average	Nos	: Numbers
TK/Nos	: Taka/Number of Shares	EPS	: Earning Per Share	DPS	: Dividend Per Share	Tkm	: Taka in Million	Prev.	: Previous	Chg.	: Change