The Daily Star BUSINESS

STAR 50 Index

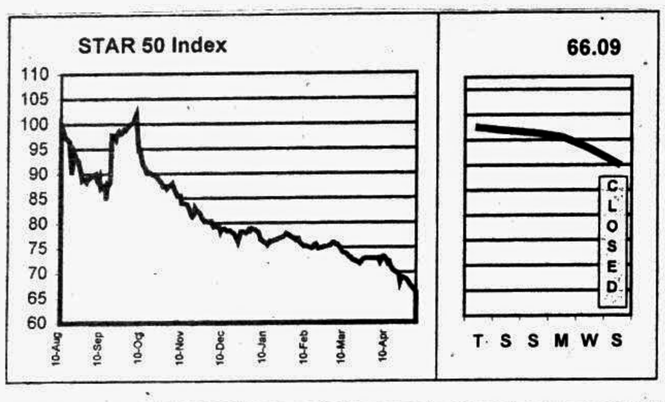

Fifty companies have been chosen for calculation of the **STAR 50 Index** based on their market capitalisation, liquidity, free float and corporate track record. The **Base Period** for the Index is **August 10, 1998**. The calculation has been done according to the widely used International Finance Corporation formula.

DSE All Share Price Index

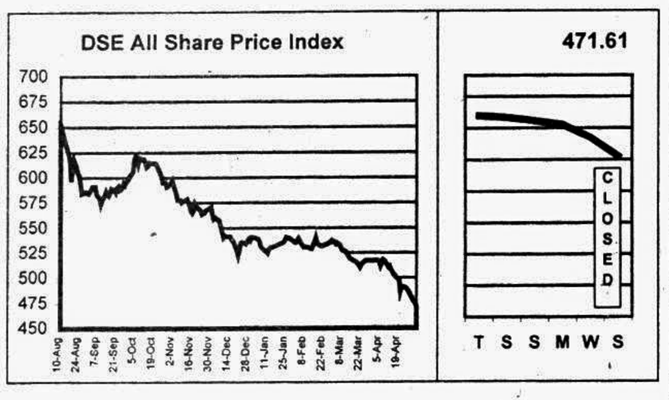

CSE All Share Price Index

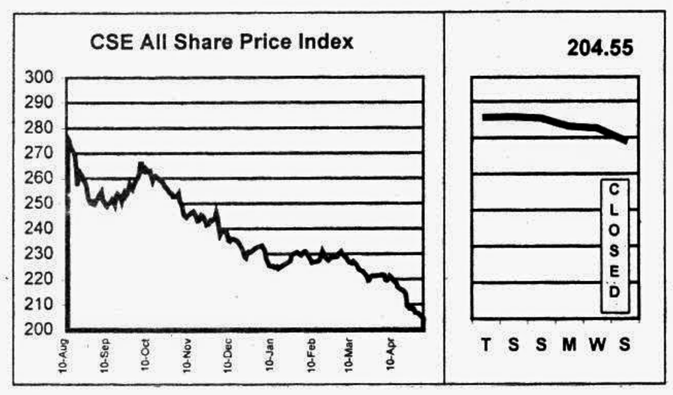

DAY'S MARKET
May 2, 1999

	DSE	CSE
All Share Price Index	471.61	204.55
Change in Index (pts)	(8.94)	(2.01)
Change in Index (%)	-1.86%	-0.97%
Market Capitalisation (cr Tk)	4,294.79	3,709.45
Market Capitalisation (mil US$)	894.75	772.80
Turnover Volume ('000)	1,887	394
Turnover Value (cr Tk)	10.54	2.20
No. of Issues Traded	155	53
No. of Issues Gained	14	5
No. of Issues Incurred Loss	135	47
No. of Issues Unchanged	6	1
Price Earning Ratio (x)	5.97	6.03
Dividend Yield (%)	8.88	9.10

DAY'S MARKET LEADERS

TURNOVER LEADERS

	DSE	Vol '000	Value Tkm		CSE	Vol '000	Value Tkm
1	Delta Millers	210	19.04	1	Delta Millers	79	7.12
2	Bengal Biscuits	110	10.32	2	Saiham Tex	27	3.45
3	Samorita Hosp	60	9.28	3	Bengal Biscuits	30	2.92
4	Sinobangla	372	6.06	4	Sajib Knit	12	1.15
5	Meghna Shrimp	58	6.01	5	Sinobangla	61	1.01
6	Imam Button	50	5.90	6	Meghna Shrimp	6	0.66
7	J H Chemi	31	4.95	7	Imam Button	5	0.61
8	Dynamic Tex	105	4.65	8	Chic Tex	75	0.59
9	Gulf Food	28	4.39	9	Mona Food	6	0.58
10	BATBC	30	2.71	10	J H Chemi	4	0.58

CAPITAL GAINERS

	DSE	Vol '000	Change %		CSE	Vol '000	Change %
1	Delta Millers	209.86	19.80	1	Delta Millers	79.28	12.89
2	Metalex Corp	0.02	10.00	2	Saiham Tex	27.41	6.79
3	Ctg. Cement	3.24	7.27	3	Ctg. Cement	0.56	5.94
4	United Ins	0.04	5.52	4	AnlimaYarn	0.10	0.92
5	Saiham Tex	8.24	2.05	5	Aftab Auto	0.05	0.32
6	Janata Ins	0.38	1.98	6	-	-	-
7	Sonargaon Tex	0.15	1.51	7	-	-	-
8	Pragati Ins	1.16	0.68	8	-	-	-
9	6th ICB M Fund	0.14	0.61	9	-	-	-
10	Sreepur Tex	1.20	0.50	10	-	-	-

CAPITAL LOSERS

	DSE	Vol '000	Change %		CSE	Vol '000	Change %
1	Bengal Biscuits	110.10	(18.66)	1	Bengal Biscuits	30.02	(15.62)
2	Samorita Hosp	59.80	(18.29)	2	Samorita Hosp	0.10	(13.04)
3	BEMCO	0.04	(14.00)	3	GQ Ball Pen	0.20	(10.96)
4	ACI	46.80	(11.49)	4	Dynamic Tex	1.34	(10.50)
5	Monospool	0.40	(10.29)	5	Tripti Industry	0.02	(10.33)
6	Dynamic Tex	104.98	(10.15)	6	BD Luggage	0.05	(9.68)
7	Padma Printer	5.00	(9.66)	7	Gulf Food	0.25	(8.88)
8	BD Thai Alum	0.02	(9.57)	8	BD Autocars	0.56	(8.58)
9	Bangas Ltd	0.05	(9.38)	9	GEM Knit	0.60	(8.41)
10	TBL	0.02	(9.38)	10	Imam Button	5.15	(6.89)

LEAGUE TABLE

Company Name	FV/ML	Market Performance: Dhaka Stock Exchange						Chittagong Stock Exchange				AGM		Financial Performance					
		Vol	Day's High	Day's Low	Day's Closing	Prev. Closing	Net Chg	Vol	Day's Closing	Prev. Closing	Net Chg	Year End	Date	EPS	P/E	DPS	Yield	NAV per Share	Price/ NAV
	Tk/nos	nos	Tk	Tk	Tk	Tk	Tk	nos	Tk	Tk	Tk	YM	D/M/Y	Tk	x	Tk	%	Tk	x
Banks																			
Al-Arafa	1000/5	140	1,070.00	1,050.00	1,058.00	1,061.00	(3.00)	-	-	1,042.50	-	9603	-	312.89	3.38	-	-	1,318.80	0.80
Al Baraka Bank	1000/1	-	-	-	-	950.00	-	-	-	-	-	9712	1/12/98	(624.64)	-	-	-	1,061.40	0.90
Arab Bangladesh Bank	1000/5	65	94.00	94.00	94.00	94.50	(0.50)	-	-	95.00	-	9712	12/9/98	24.03	3.91	10.00	10.64	177.92	0.53
City Bank	1000/5	-	-	-	-	105.00	-	-	-	115.00	-	9712	14/12/98	55.66	1.89	-	-	264.45	0.40
Eastern Bank	100/20	-	-	-	-	110.00	-	-	-	-	-	9712	12/11/98	57.14	1.93	-	-	159.58	0.69
IDLC	100/20	60	375.00	374.00	374.25	373.50	0.75	-	-	405.00	-	9712	2/6/98	59.60	6.28	30.00	8.02	214.74	1.74
IFIC Bank	100/5	180	103.50	102.00	102.75	104.00	(1.25)	-	-	97.00	-	9612	27/7/98	20.29	5.06	-	-	203.96	0.50
Islami Bank	1000/1	10	1,920.00	1,920.00	1,920.00	1,929.25	(9.25)	-	-	2,000.00	-	9712	20/9/98	322.18	5.96	21.00	1.09	3,925.20	0.49
National Bank	100/20	360	56.00	55.00	55.00	56.25	(1.25)	-	-	52.00	-	9712	24/11/98	43.47	1.27	-	-	261.19	0.21
Pubali Bank	100/5	-	-	-	-	115.00	-	-	-	95.00	-	9712	29/11/98	262.14	0.44	-	-	323.20	0.36
Rupali Bank	100/10	-	-	-	-	75.00	-	-	-	83.00	-	9712	20/3/99	0.81	92.59	-	-	143.23	0.52
UCBL	100/5	-	-	-	-	65.00	-	-	-	72.00	-	9612	27/6/97	34.66	1.88	-	-	198.58	0.33
United Leasing	100/20	-	-	-	-	577.50	-	-	-	-	-	9712	27/5/98	91.23	6.33	24.00	4.16	356.91	1.62
Uttara Bank	100/5	-	-	-	-	75.00	-	-	-	-	-	9712	24/11/98	4.98	15.06	-	-	304.72	0.25
Uttara Finance	100/50	1,350	163.00	155.00	159.25	159.25	-	-	-	186.00	-	9712	30/6/98	12.83	12.41	10.00	6.28	106.12	1.50
Investment																			
1st BSRS MF	100/50	250	58.00	56.00	57.00	61.00	(4.00)	-	-	69.00	-	-	-	-	-	-	-	-	-
1st ICB MF	100/5	-	-	-	-	1,050.00	-	-	-	1,800.00	-	9806	21/10/98	119.44	8.79	70.00	6.67	359.74	2.92
2nd ICB MF	100/5	45	370.00	370.00	370.00	400.00	(30.00)	-	-	425.00	-	9806	21/10/98	10.49	38.13	30.00	8.11	141.57	2.61
3rd ICB MF	100/5	45	270.00	266.50	268.25	281.50	(13.25)	-	-	570.00	-	9806	21/10/98	18.69	14.35	35.00	13.05	234.79	1.14
4th ICB MF	100/10	40	270.00	270.00	270.00	280.00	(10.00)	-	-	230.00	-	9806	21/10/98	27.81	9.71	32.00	11.85	167.65	1.61
5th ICB MF	100/10	60	180.00	175.00	175.75	190.00	(14.25)	-	-	300.00	-	9806	21/10/98	16.93	10.38	22.00	12.52	134.46	1.31
6th ICB MF	100/10	140	123.00	122.00	122.75	122.00	0.75	-	-	122.00	-	9806	21/10/98	9.39	13.07	18.00	14.66	135.10	0.91
7th ICB MF	100/50	100	110.00	110.00	110.00	109.50	0.50	-	-	99.00	-	9806	21/10/98	6.72	16.37	14.00	12.73	119.42	0.92
8th ICB MF	100/50	200	104.50	98.25	101.25	102.50	(1.25)	-	-	110.00	-	9806	21/10/98	3.35	30.22	12.00	11.85	116.60	0.87
ICB	100/5	-	-	-	-	180.50	-	-	-	175.00	-	9806	21/10/98	22.06	8.18	7.00	3.88	285.84	0.63
Engineering																			
Aftab Automobile	100/5	760	154.00	150.00	151.50	155.50	(4.00)	50	156.00	155.50	0.50	9808	17/12/98	27.55	5.50	16.00	10.56	237.80	0.64
Anwar Galvanizing	100/50	200	126.50	125.50	125.75	134.00	(8.25)	-	-	145.00	-	9706	30/3/98	21.44	5.87	15.00	11.93	106.44	1.18
Atlas Bangladesh	10/50	350	126.00	120.00	121.80	128.60	(6.80)	-	-	-	-	9806	24/12/98	23.77	5.12	5.00	4.11	78.70	1.55
Aziz Pipe	100/5	35	426.00	420.00	421.50	445.00	(23.50)	-	-	480.00	-	9712	30/7/98	13.53	31.15	15.00	3.56	544.82	0.77
BD Autocars	100/5	700	85.75	84.00	84.50	85.75	(1.25)	560	85.25	93.25	(8.00)	9706	30/12/97	11.69	7.23	-	-	130.72	0.65
BD Lamps	100/5	75	450.00	432.50	440.00	452.00	(12.00)	-	-	460.00	-	9712	9/9/98	34.88	12.61	30.00	6.82	243.81	1.80
BEMCO	100/10	40	45.00	41.00	43.00	50.00	(7.00)	-	-	-	-	9712	30/12/98	(30.96)	-	-	-	76.67	0.56
Bengal Steel	10/50	-	-	-	-	1,113.70	-	-	-	-	-	9612	27/6/97	(1.40)	-	-	-	2.34	475.94
Eastern Cables	100/5	930	107.00	105.00	106.00	107.75	(1.75)	-	-	109.00	-	9706	30/3/98	7.68	13.80	-	-	137.77	0.77
Karim Pipe	100/5	-	-	-	-	88.00	-	-	-	-	-	9712	24/12/98	(22.77)	-	-	-	58.60	1.50
Kay & Que	100/50	550	143.00	141.50	142.00	146.50	(4.50)	-	-	200.00	-	9612	28/9/97	10.99	12.92	12.50	8.80	119.00	1.19
Metalex Corp	100/5	15	110.00	110.00	110.00	100.00	10.00	-	-	-	-	9506	24/4/96	(562.54)	-	-	-	(3,101.00)	-
Monno Jute Staffler	100/5	-	-	-	-	270.00	-	-	-	-	-	9712	1/12/98	22.69	11.90	20.00	7.41	228.48	1.18
Monno Jutex	100/5	-	-	-	-	1,238.00	-	-	-	-	-	9806	2/12/98	101.90	12.15	75.00	6.06	689.99	1.79
National Tubes	100/10	-	-	-	-	412.75	-	-	-	-	-	9806	21/4/99	108.33	3.81	30.00	7.27	(11.28)	-
Olympic Industries	100/5	585	124.75	122.00	123.25	125.50	(2.25)	80	120.50	125.00	(4.50)	9703	22/12/97	19.22	6.41	20.00	16.23	184.61	0.67
Quasem Drycell	10/50	80,600	17.00	16.20	16.20	17.10	(0.90)	16,200	16.40	17.20	(0.80)	9806	10/12/98	1.77	9.15	2.00	12.35	26.33	0.62
Renwick Jajnes	100/5	-	-	-	-	77.00	-	-	-	-	-	9806	31/12/98	(15.46)	-	-	-	(21.96)	-
Singer Bangladesh	100/5	595	1,080.00	1,040.00	1,049.75	1,075.50	(25.75)	-	-	-	-	9801	21/5/98	93.37	11.24	60.00	5.72	164.06	6.40
Thai Aluminum	100/10	20	170.25	170.00	170.00	188.00	(18.00)	-	-	188.00	-	9712	24/9/98	34.04	4.99	10.00	5.88	154.18	1.10
Wonderland Toys	100/50	5,550	59.75	56.25	57.75	61.75	(4.00)	-	-	71.00	-	9806	9/12/98	(11.25)	-	-	-	87.77	0.66
Food & Allied																			
AB Biscuit	100/5	-	-	-	-	70.00	-	-	-	-	-	9506	30/12/95	(26.78)	-	-	-	238.76	0.29
Alpha Tobacco	10/50	250	55.00	55.00	55.00	59.20	(4.20)	-	-	-	-	9810	9/4/99	7.32	7.51	5.25	9.55	77.96	0.71
Amam Sea Food	100/5	10	248.00	248.00	248.00	248.00	-	-	-	-	-	9806	7/12/98	(18.37)	-	-	-	1.03	240.78
AMCL (Pran)	100/10	1,250	261.50	255.00	259.00	258.25	0.75	-	-	267.00	-	9806	15/12/98	29.31	8.84	20.00	7.72	217.85	1.19
Apex Food	100/5	585	316.00	301.00	309.75	310.25	(0.50)	-	-	310.00	-	9806	24/12/98	19.57	15.83	20.00	6.46	669.59	0.46
Bangas	100/5	50	136.00	135.00	135.25	149.25	(14.00)	-	-	-	-	9706	29/12/97	10.92	12.39	-	-	145.40	0.93
BD Plantation	100/5	-	-	-	-	810.00	-	-	-	-	-	9806	15/12/98	23.83	33.99	-	-	255.05	3.18
Bengal Biscuit	100/20	110,100	110.00	92.50	93.75	115.25	(21.50)	30,020	97.25	115.25	(18.00)	9706	29/3/98	26.31	3.56	-	-	234.32	0.40
Beximco Fisheries	100/20	1,420	106.00	104.00	104.50	105.75	(1.25)	200	106.00	113.50	(7.50)	9712	19/11/98	18.53	5.64	20.00	19.14	132.82	0.79
BLTC	100/5	-	-	-	-	780.00	-	-	-	-	-	9712	29/9/98	77.11	10.12	45.00	5.77	1,487.90	0.52
BATBC	10/50	29,560	94.00	90.00	91.80	93.70	(1.90)	-	-	90.00	-	9712	21/5/98	12.16	7.55	8.00	8.71	35.63	2.58
Chittagong Vegetable	100/10	550	80.25	78.00	79.75	83.25	(3.50)	80	80.00	84.25	(4.25)	9806	30/12/98	(5.22)	-	-	-	226.32	0.35
Dhaka Fisheries	100/50	16,000	127.00	119.00	120.25	123.50	(3.25)	-	-	140.00	-	9806	17/12/98	4.21	28.56	-	-	117.01	1.03
Dhaka Vegetable	100/5	140	47.00	45.75	46.25	47.25	(1.00)	-	-	-	-	9506	10/9/97	(5.33)	-	-	-	108.80	0.43
EL Camelia	100/5	-	-	-	-	1,850.00	-	-	-	-	-	9612	11/10/97	(49.30)	-	-	-	(469.70)	-
Gachihata	100/50	5,050	51.00	50.00	50.00	51.00	(1.00)	600	50.25	50.50	(0.25)	9804	30/11/98	6.59	7.59	-	-	139.32	0.36
Gemini Sea Food	100/5	25	135.00	135.00	135.00	135.25	(0.25)	-	-	-	-	9709	12/12/98	12.87	10.49	10.00	7.41	108.50	1.24
Gulf Foods	100/50	27,750	170.00	158.00	158.25	167.00	(8.75)	250	154.00	169.00	(15.00)	9806	28/12/98	0.38	416.45	-	-	100.89	1.57
Hill Plantation	100/5	-	-	-	-	750.00	-	-	-	-	-	9806	15/12/98	145.92	5.14	15.00	2.00	430.72	1.74
Meghna Shrimp	100/20	57,640	105.50	102.50	104.25	105.00	(0.75)	6,340	103.75	104.75	(1.00)	9712	29/12/98	12.50	8.34	10.00	9.59	114.80	0.91
Meghna Vegetable Oil	100/50	2,650	110.00	103.75	104.25	108.50	(4.25)	-	-	112.00	-	9806	30/12/98	16.04	6.50	15.00	14.39	175.56	0.59
Modern Industries	100/5	-	-	-	-	86.00	-	-	-	-	-	9712	29/7/98	(15.23)	-	-	-	49.17	1.75
Mona Food	100/50	14,450	106.00	101.00	102.00	107.00	(5.00)	5,650	103.25	108.00	(4.75)	9806	29/12/98	6.71	15.20	5.00	4.90	109.24	0.93
NTC	100/5	80	480.00	441.00	460.50	481.75	(21.25)	-	-	377.00	-	9612	21/4/99	68.57	6.72	32.00	6.95	454.08	1.01
Rabeya Flour	10/50	-	-	-	-	-	-	-	-	-	-	9712	21/5/98	1.31	-	10.00	-	7.93	-
Rahima Food Corp.	100/50	4,650	55.25	51.00	52.75	55.75	(3.00)	100	53.50	57.00	(3.50)	9706	29/12/97	6.02	8.76	-	-	117.64	0.45
Raspit Food	100/50	6,250	167.00	161.00	163.00	168.50	(5.50)	-	-	130.00	-	9612	30/10/97	11.82	13.79	-	-	101.64	1.60
Rupon Oil	10/100	2,400	18.90	17.60	17.70	18.80	(1.10)	-	-	19.00	-	9706	12/8/98	0.11	160.91	-	-	32.14	0.55
Shyampur Sugar Mills	10/100	2,300	9.30	9.00	9.10	9.30	(0.20)	-	-	-	-	9706	31/3/98	(13.31)	-	-	-	(53.00)	-
Tripti Industries	100/5	1,310	72.00	70.00	70.50	72.75	(2.25)	20	67.25	75.00	(7.75)	9608	-	4.74	14.87	10.00	14.18	110.00	0.64
Tulip Dairy	100/5	2,770	224.00	215.00	220.00	225.75	(5.75)	-	-	-	-	9306	30/3/95	(35.14)	-	-	-	53.99	4.07
Yousuf Flour	10/50	-	-	-	-	-	-	-	-	-	-	9806	29/12/98	0.16	-	-	-	10.29	-
Zeal Bangla	10/50	67,600	9.60	9.00	9.00	9.70	(0.70)	-	-	-	-	9706	26/6/98	(7.46)	-	-	-	(36.50)	-
Fuel & Power																			
BOC	10/50	1,200	84.00	81.50	83.30	85.00	(1.70)	500	83.70	88.30	(4.60)	9808	1/2/99	7.79	10.69	3.80	4.56	48.08	1.73
Eastern Lubricant	10/50	-	-	-	-	144.50	-	-	-	-	-	9806	18/3/99	5.64	25.62	3.50	2.42	42.42	3.41
National Oxyg.	100/10	-	-	-	-	50.50	-	-	-	69.00	-	9606	30/6/97	(1,110.86)	-	-	-	(337.60)	-
Padma Oil	10/50	-	-	-	-	171.50	-	-	-	187.00	-	9806	21/3/99	16.55	10.36	4.50	2.62	80.57	2.13
Jute																			
Ahad Jute	100/10	-	-	-	-	-	-	-	-	-	-	9706	21/12/97	(5.28)	-	-	-	(372.90)	-
Islam Jute	100/5	-	-	-	-	106.00	-	-	-	-	-	9806	10/12/98	40.02	2.65	-	-	1,164.00	0.09
Jute Spinners	100/5	-	-	-	-	160.00	-	-	-	-	-	9806	31/3/99	29.55	5.41	15.00	9.38	724.38	0.22
Mutual Jute	100/5	-	-	-	-	-	-	-	-	-	-	9706	30/12/97	24.89	-	15.00	-	184.29	-
Northern Jute	10/200	8,200	26.80	25.20	25.40	27.00	(1.60)	-	-	-	-	9706	27/12/97	1.13	22.48	-	-	10.80	2.35
Saleh Carpet	10/200	89,600	6.10	5.80	5.80	6.20	(0.40)	-	-	-	-	9612	22/12/97	(12.81)	-	-	-	(104.30)	-
Sonali Arish	100/5	-	-	-	-	290.00	-	-	-	-	-	9806	31/12/98	(33.65)	-	-	-	195.56	1.48
Textile																			
Al-Haj Textile	10/50	-	-	-	-	-	-	-	-	-	-	9706	24/12/97	1.56	-	10.00	-	11.76	-
Alltex Industries	100/50	3,300	49.75	48.00	48.50	49.75	(1.25)	1,550	49.50	50.00	(0.50)	9806	17/12/98	11.87	4.09	-	-	122.81	0.39
Anlima Yarn Dyeing	100/50	450	80.00	78.00	79.00	80.50	(1.50)	100	82.00	81.25	0.75	9806	30/12/98	15.26	5.18	10.00	12.86	105.24	0.75
Apex Spinning	100/20	2,020	105.00	99.00	101.25	101.50	(0.25)	-	-	117.25	-	9803	7/12/98	23.97	4.22	12.50	12.35	152.57	0.66

LEAGUE TABLE

Company Name	FV/ML	Market Performance: Dhaka Stock Exchange						Chittagong Stock Exchange				AGM		Financial Performance					
		Vol	Day's High	Day's Low	Day's Closing	Prev. Closing	Net Chg	Vol	Day's Closing	Prev. Closing	Net Chg	Year End	Date	EPS	P/E	DPS	Yield	NAV per Share	Price/ NAV
	Tk/nos	nos	Tk	Tk	Tk	Tk	Tk	nos	Tk	Tk	Tk	YM	D/M/Y	Tk	x	Tk	%	Tk	x
Pharma & Chemical																			
ACI	10/50	46,800	25.50	23.00	23.10	26.10	(3.00)	14,400	23.20	24.90	(1.70)	9712	23/7/98	3.73	6.19	3.00	12.99	39.36	0.59
Ambee Pharma	10/50	150	26.30	26.00	26.20	28.70	(2.50)	-	-	32.00	-	9712	12/9/98	2.40	10.92	2.50	9.54	11.48	2.28
Bangla Process	100/5	15	58.25	58.25	58.25	60.25	(2.00)	-	-	-	-	9706	28/12/97	3.26	17.87	-	-	148.65	0.39
BCIL	100/10	480	98.25	95.00	96.50	100.25	(3.75)	-	-	100.00	-	9806	17/12/98	14.63	6.60	10.00	10.36	146.68	0.66
Beximco Infusions	100/10	670	228.00	223.25	225.00	228.50	(3.50)	50	225.00	226.00	(1.00)	9712	15/11/98	45.80	4.91	25.00	11.11	160.03	1.41
Beximco Pharma	10/50	25,250	36.00	35.20	35.40	36.20	(0.80)	15,600	35.50	36.50	(1.00)	9712	10/12/98	8.25	4.29	3.00	8.47	64.37	0.55
Beximco Synthetics	100/20	3,360	148.00	142.00	143.75	147.25	(3.50)	-	-	150.00	-	9712	19/11/98	34.19	4.20	25.00	17.39	127.61	1.13
Glaxo Bangladesh	10/50	-	-	-	-	70.20	-	-	-	-	-	9612	30/4/98	6.78	10.35	2.75	3.92	42.45	1.65
Imam Button	100/50	50,300	122.50	116.00	117.25	125.50	(8.25)	5,150	118.25	127.00	(8.75)	9806	30/12/98	7.37	15.91	5.00	4.26	100.47	1.17
JH Chemical	100/50	31,250	167.00	157.00	158.25	167.00	(8.75)	3,600	161.50	166.25	(4.75)	9712	-	-	-	-	-	100.00	1.58
Kohinoor Chemicals	100/5	50	69.00	65.00	67.75	72.00	(4.25)	-	-	80.00	-	9406	27/2/95	(7.77)	-	-	-	(270.20)	-
Libra Pharma	100/20	-	-	-	-	255.00	-	-	-	245.00	-	9806	17/12/98	37.04	6.88	22.00	8.63	268.09	0.95
National Polymer	100/10	250	126.00	120.00	124.25	127.25	(3.00)	-	-	143.00	-	9706	29/9/97	38.82	3.20	20.00	16.10	169.44	0.73
Orion Infusion	100/20	-	-	-	-	40.75	-	-	-	34.43	-	9606	3/2/97	8.09	5.04	17.00	41.72	102.38	0.40
Perfume Chemical	100/50	5,400	84.75	76.00	76.75	80.75	(4.00)	2,550	76.75	81.00	(4.25)	9806	30/4/98	1.62	47.38	-	-	108.11	0.71
Petro Synthetic	10/50	500	18.00	17.10	17.40	18.60	(1.20)	-	-	-	-	9612	2/10/97	(10.66)	-	-	-	(41.17)	-
Pharma Aids	100/5	-	-	-	-	98.00	-	-	-	-	-	9806	27/12/98	(2.83)	-	-	-	114.78	0.85
Pharmaco	100/5	200	48.00	46.00	46.75	51.00	(4.25)	-	-	-	-	9806	31/3/99	2.75	17.00	-	-	61.34	0.76
Rahman Chemicals	100/10	650	40.25	40.00	40.00	42.00	(2.00)	-	-	-	-	9612	13/11/97	(11.71)	-	-	-	(47.06)	-
Reckitt & Colman	10/50	-	-	-	-	56.60	-	-	-	57.00	-	9801	19/5/98	4.83	11.72	2.75	4.86	25.63	2.21
Ranata	100/5	-	-	-	-	390.00	-	-	-	-	-	9712	17/6/98	39.14	9.96	-	-	140.98	2.77
Square Pharma	100/20	680	641.00	620.00	631.75	646.25	(14.50)	-	-	650.00	-	9803	13/8/98	114.27	5.53	45.00	7.12	677.49	0.93
TBL	100/5	20	43.50	43.50	43.50	48.00	(4.50)	-	-	62.00	-	9712	30/7/98	(313.75)	-	-	-	(1,362.00)	-
The Ibnsina	100/10	10	137.25	137.25	137.25	150.00	(12.75)	-	-	131.00	-	9806	6/2/99	20.54	6.68	17.00	12.39	111.39	1.23
Wata Chemicals	100/20	-	-	-	-	142.00	-	-	-	200.00	-	9712	26/8/98	3.85	36.88	10.00	7.04	190.18	0.75
Paper & Printing																			
Azadi Printers	100/10	-	-	-	-	-	-	-	-	5.00	-	9606	24/12/97	(13.48)	-	-	-	(393.60)	-
Eagle Box	10/50	-	-	-	-	30.00	-	-	-	-	-	9806	9/11/98	(36.11)	-	-	-	(218.70)	-
MAQ Enterprises	100/50	50	48.25	48.25	48.25	49.50	(1.25)	-	-	52.25	-	9612	-	12.24	3.94	-	-	126.94	0.38
MAQ Paper	100/20	60	90.00	88.00	88.50	93.50	(5.00)	-	-	105.50	-	9712	20/9/98	18.47	4.79	10.00	11.30	123.04	0.72
Monospool Paper	100/5	400	48.50	44.50	45.75	51.00	(5.25)	-	-	-	-	9806	15/