The Daily Star BUSINESS

STAR 50 Index — 68.74

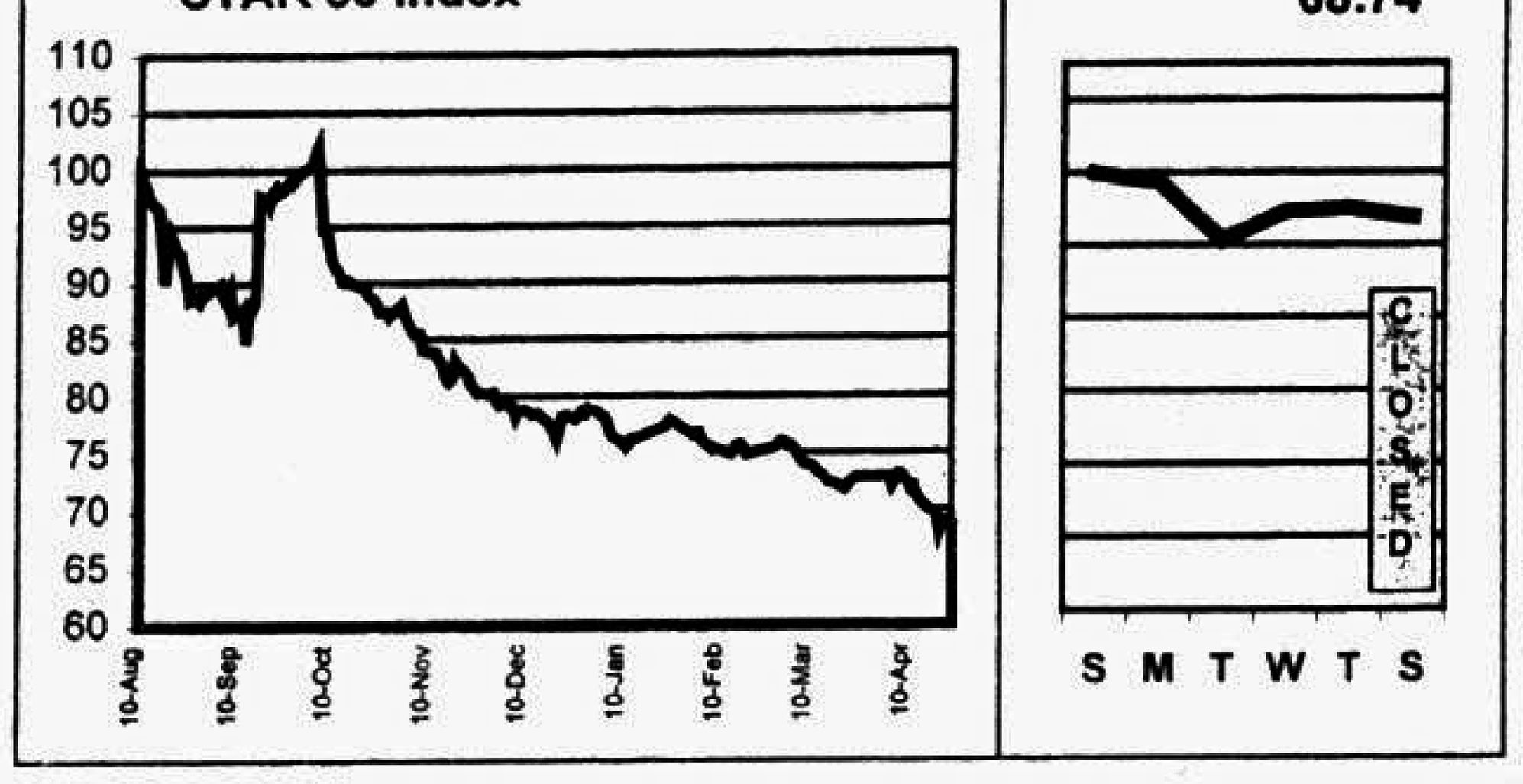

Fifty companies have been chosen for calculation of the **STAR 50 Index** based on their market capitalisation, liquidity, free float and corporate track record. The **Base Period** for the Index is **August 10, 1998**. The calculation has been done according to the widely used International Finance Corporation formula.

DSE All Share Price Index — 490.01

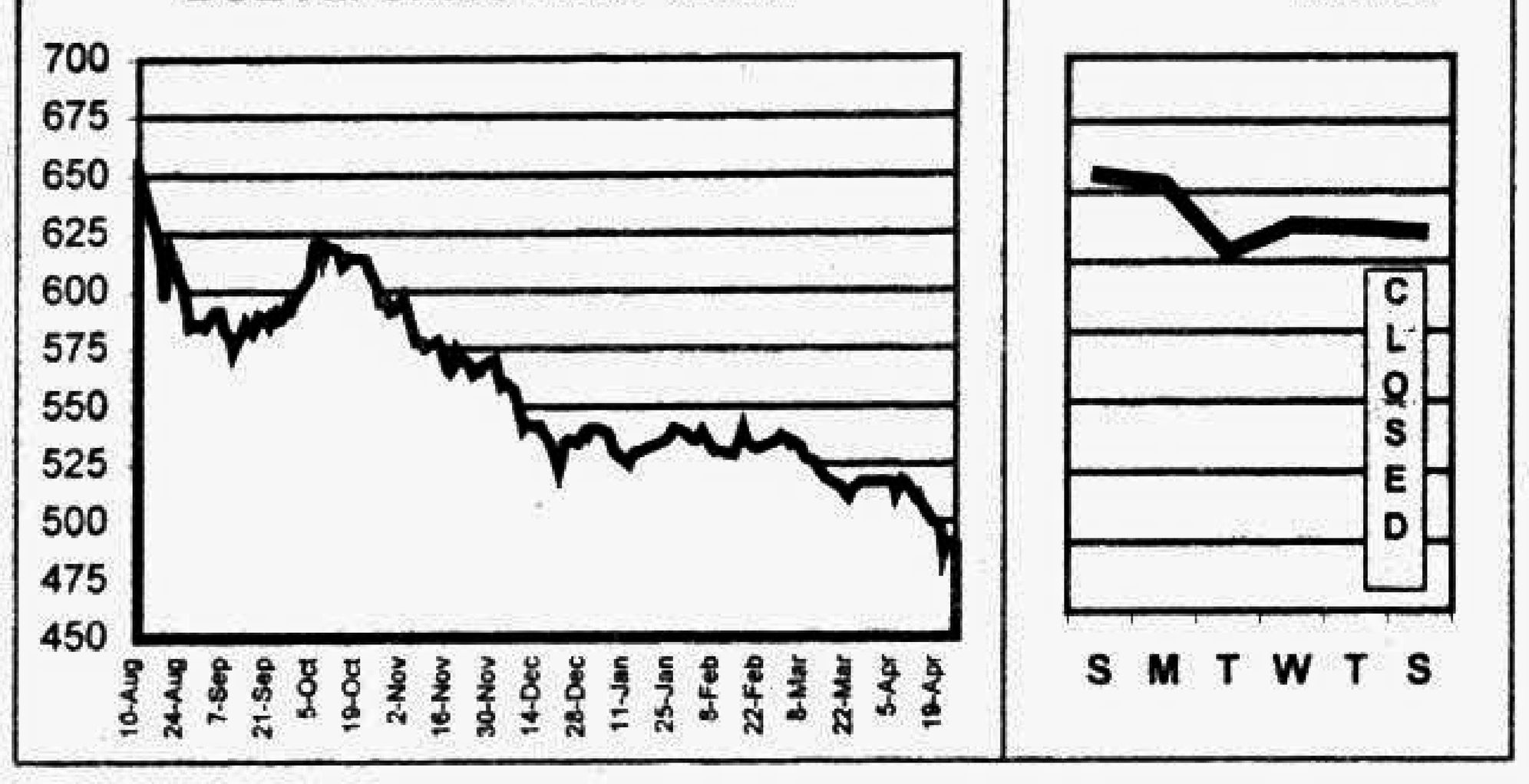

CSE All Share Price Index — 208.46

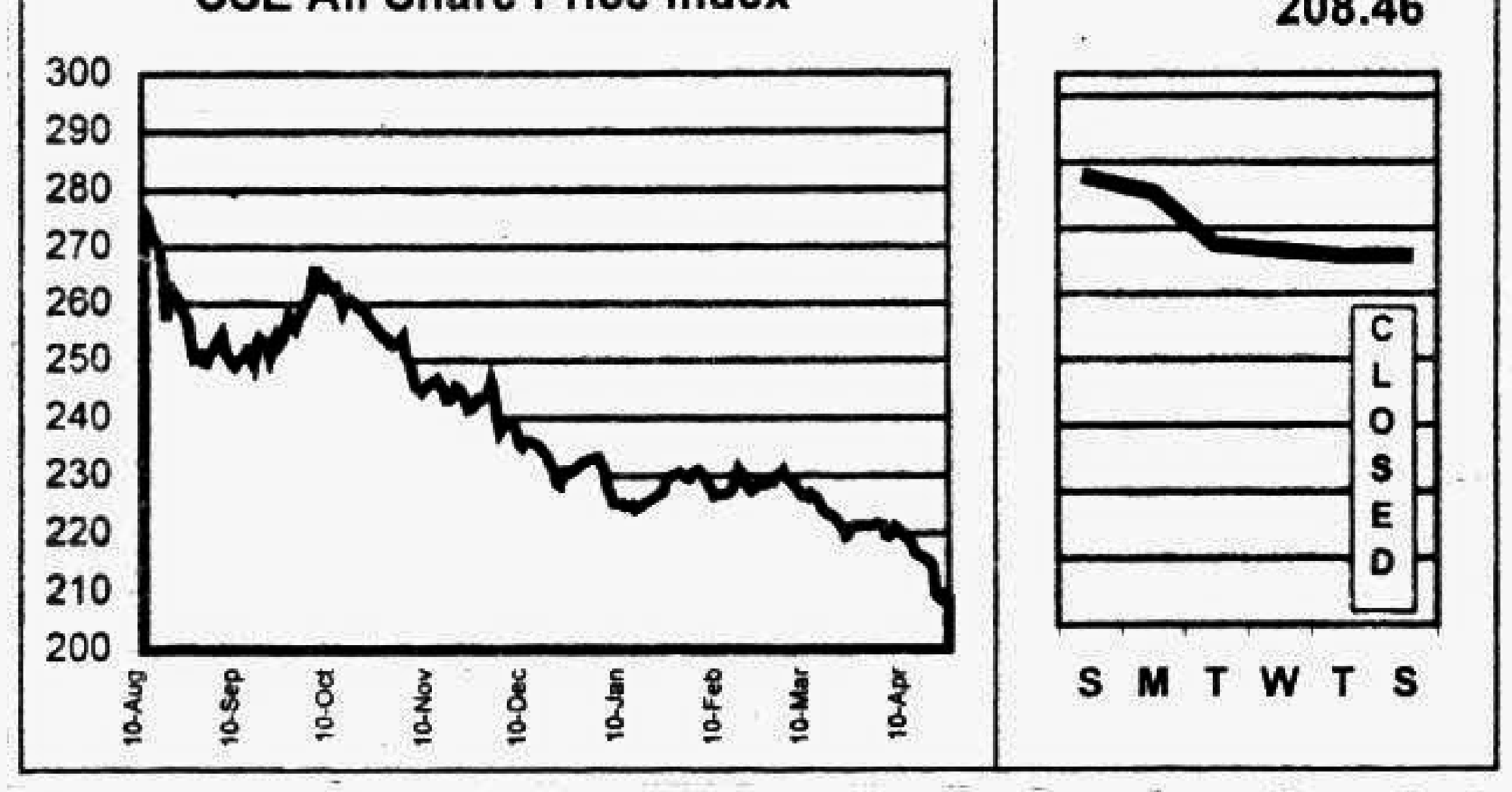

DAY'S MARKET
April 24, 1999

	DSE	CSE
All Share Price Index	490.01	208.46
Change in Index (pts)	(0.84)	0.05
Change in Index (%)	-0.17%	0.03%
Market Capitalisation (cr Tk)	4,462.30	3,778.65
Market Capitalisation (mil US$)	929.65	787.22
Turnover Volume ('000)	2,196	481
Turnover Value (cr Tk)	18.85	3.71
No. of Issues Traded	135	51
No. of Issues Gained	58	17
No. of Issues Incurred Loss	60	31
No. of Issues Unchanged	17	3
Price Earning Ratio (x)	6.19	6.13
Dividend Yield (%)	8.57	8.96

DAY'S MARKET LEADERS

TURNOVER LEADERS

DSE	Vol '000	Value Tkm	CSE	Vol '000	Value Tkm
1 Gulf Food	217	35.51	1 J H Chemi	40	7.07
2 Samorita Hosp	114	28.08	2 Mona Food	57	6.89
3 J H Chemi	145	25.96	3 Imam Button	34	4.42
4 Dynamic Tex	360	19.63	4 Samorita Hosp	18	4.02
5 Imam Button	116	14.93	5 Bengal Biscuits	31	3.56
6 Mona Food	122	14.59	6 Gulf Food	15	2.47
7 Meghna Shrimp	70	7.58	7 Sinobangla	129	2.24
8 Bengal Biscuits	62	7.19	8 Meghna Shrimp	15	1.63
9 Sinobangla	358	6.19	9 Dynamic Tex	14	0.77
10 Fu-Wang Cera	23	3.33	10 Beximco Pharma	17	0.63

CAPITAL GAINERS

DSE	Vol '000	Change %	CSE	Vol '000	Change %
1 Samorita Hosp	114.15	17.42	1 Samorita Hosp	17.50	12.22
2 J H Chemi	145.45	8.68	2 Imam Button	34.10	9.51
3 Gulf Food	216.50	8.25	3 J H Chemi	39.85	8.07
4 Mona Food	122.10	8.14	4 Gulf Food	14.60	6.45
5 Imam Button	116.45	6.43	5 Mona Food	57.40	6.43
6 Mithun Corpn	0.74	5.69	6 Chittagong Vege	0.67	4.32
7 Metalex Corp	0.02	5.56	7 HR Tex	0.05	4.11
8 M Hossain Gar	2.90	5.43	8 Bengal Biscuits	30.52	3.10
9 Dynamic Tex	360.24	4.81	9 Rahima Food	0.30	3.10
10 Bengal Biscuits	61.74	4.25	10 BATBC	0.10	2.86

CAPITAL LOSERS

DSE	Vol '000	Change %	CSE	Vol '000	Change %
1 Modern Ind	0.02	(16.05)	1 Apex Foods	0.01	(11.17)
2 TBL	0.02	(9.43)	2 MAQ Enter	0.05	(9.96)
3 BEXIMCO	4.70	(4.74)	3 Dynamic Tex	14.12	(8.40)
4 UCBL	0.01	(4.41)	4 Prime Tex	0.10	(7.92)
5 BD Luggage	0.90	(3.90)	5 Delta Millers	8.42	(6.05)
6 Beximco Denim	1.80	(3.84)	6 Paragon Leather	5.60	(2.85)
7 GQ Ball Pen	0.50	(3.55)	7 Aftab Auto	0.01	(2.81)
8 Sonargaon Tex	0.15	(3.49)	8 Sinobangla	129.00	(2.79)
9 Kay & Que	1.80	(3.40)	9 BD Autocars	0.74	(2.64)
10 BEMCO	0.01	(3.38)	10 BD Zipper	0.30	(2.34)

LEAGUE TABLE

Company Name	FV/ML	Market Performance: Dhaka Stock Exchange: Vol	Day's High	Day's Low	Day's Closing	Prev. Closing	Net Chg	Chittagong Stock Exchange: Vol	Day's Closing	Prev. Closing	Net Chg	AGM: Year End	Date	Financial Performance: EPS	P/E	DPS	Yield	NAV per Share	Price/NAV
	Tk/nos	nos	Tk	Tk	Tk	Tk	Tk	nos	Tk	Tk	Tk	YM	D/M/Y	Tk	x	Tk	%	Tk	x
Banks																			
Al-Arafa	1000/5	95	1,092.00	1,075.00	1,083.25	1,088.75	(5.50)	-	-	1,042.50	-	9803	-	312.89	3.46	-	-	1,316.80	0.82
Al Baraka Bank	1000/1	-	-	-	-	950.00	-	-	-	-	-	9712	1/12/98	(624.64)	-	-	-	1,061.40	0.90
Arab Bangladesh Bank	100/5	-	-	-	-	94.00	-	-	-	95.00	-	9712	12/8/98	24.03	3.91	10.00	10.64	177.92	0.53
City Bank	100/5	-	-	-	-	105.00	-	-	-	110.00	-	9712	14/12/98	55.66	1.89	-	-	264.45	0.40
Eastern Bank	100/20	-	-	-	-	110.00	-	-	-	-	-	9712	12/11/98	57.14	1.93	-	-	159.58	0.69
IDLC	100/20	-	-	-	-	373.50	-	-	-	405.00	-	9712	2/6/98	59.60	6.27	30.00	8.03	214.74	1.74
IFIC Bank	100/5	115	105.00	105.00	105.00	103.00	2.00	-	-	97.00	-	9612	27/7/98	20.29	5.17	-	-	203.96	0.51
Islami Bank	1000/1	11	1,950.00	1,950.00	1,950.00	1,893.00	57.00	-	-	2,000.00	-	9712	20/6/98	322.18	6.05	21.00	1.08	3,925.20	0.50
National Bank	100/20	220	57.00	56.00	56.25	57.25	(1.00)	-	-	52.00	-	9712	24/11/98	43.47	1.29	-	-	261.19	0.22
Pubali Bank	100/5	-	-	-	-	119.75	-	-	-	95.00	-	9712	29/11/98	262.14	0.46	-	-	323.20	0.37
Rupali Bank	100/10	-	-	-	-	78.00	-	-	-	83.00	-	9712	20/3/99	0.81	96.30	-	-	143.23	0.54
UCBL	100/5	10	65.00	65.00	65.00	68.00	(3.00)	-	-	72.00	-	9612	27/8/97	34.66	1.88	-	-	198.58	0.33
United Leasing	100/20	-	-	-	-	577.50	-	-	-	-	-	9712	27/5/98	91.23	6.33	24.00	4.16	356.91	1.62
Uttara Bank	100/5	-	-	-	-	76.50	-	-	-	-	-	9712	24/11/98	4.98	15.36	-	-	304.72	0.25
Uttara Finance	100/50	1,050	159.75	155.00	157.50	156.75	0.75	-	-	166.00	-	9712	30/6/98	12.83	12.28	10.00	6.35	106.12	1.48
Investment																			
1st BSRS MF	100/50	-	-	-	-	61.25	-	-	-	69.00	-	-	-	-	-	-	-	-	-
1st ICB MF	100/5	-	-	-	-	1,050.00	-	-	-	1,800.00	-	9806	21/10/98	119.44	8.79	70.00	6.67	359.74	2.92
2nd ICB MF	100/5	20	395.00	395.00	395.00	392.50	2.50	-	-	425.00	-	9806	21/10/98	10.49	37.42	30.00	7.59	141.57	2.79
3rd ICB MF	100/5	10	295.00	295.00	295.00	300.00	(5.00)	-	-	570.00	-	9806	21/10/98	18.69	15.78	35.00	11.86	234.79	1.26
4th ICB MF	100/10	-	-	-	-	280.00	-	-	-	230.00	-	9806	21/10/98	27.81	10.07	32.00	11.43	167.65	1.67
5th ICB MF	100/10	-	-	-	-	180.00	-	-	-	300.00	-	9806	21/10/98	16.93	10.63	22.00	12.22	134.46	1.34
6th ICB MF	100/10	30	125.50	125.00	125.25	122.25	3.00	-	-	122.00	-	9806	21/10/98	9.39	13.34	18.00	14.37	135.10	0.93
7th ICB MF	100/50	-	-	-	-	104.00	-	-	-	99.00	-	9806	21/10/98	6.72	15.48	14.00	13.46	119.42	0.87
8th ICB MF	100/50	250	101.00	100.00	100.00	100.00	-	-	-	110.00	-	9806	21/10/98	3.35	29.85	12.00	12.00	116.60	0.86
ICB	100/5	-	-	-	-	200.00	-	-	-	175.00	-	9806	21/10/98	22.06	9.07	7.00	3.50	285.84	0.70
Engineering																			
Aftab Automobile	100/5	470	160.00	159.00	159.50	159.00	0.50	10	155.50	160.00	(4.50)	9808	17/12/98	27.55	5.79	16.00	10.03	237.80	0.67
Anwar Galvanizing	100/50	-	-	-	-	144.50	-	-	-	145.00	-	9706	30/3/98	21.44	6.74	15.00	10.38	106.44	1.36
Atlas Bangladesh	10/50	-	-	-	-	128.60	-	-	-	-	-	9806	24/12/98	23.77	5.41	5.00	3.89	78.70	1.63
Aziz Pipe	100/5	80	495.00	495.00	495.00	494.75	0.25	-	-	480.00	-	9712	30/7/98	13.53	36.59	15.00	3.03	544.82	0.91
BD Autocars	100/5	50	93.00	92.00	92.75	92.75	-	735	92.25	94.75	(2.50)	9706	30/12/97	11.69	7.93	-	-	130.72	0.71
BD Lamps	100/5	30	450.00	445.00	448.25	458.50	(10.25)	-	-	460.00	-	9712	9/9/98	34.88	12.85	30.00	6.69	243.81	1.84
BEMCO	100/10	10	50.00	50.00	50.00	51.75	(1.75)	-	-	-	-	9712	30/12/98	(30.96)	-	-	-	76.67	0.65
Bengal Steel	10/50	-	-	-	-	1,113.70	-	-	-	-	-	9612	27/9/97	(1.40)	-	-	-	2.34	475.94
Eastern Cables	100/5	1,250	111.00	108.50	109.50	110.00	(0.50)	20	108.00	108.00	-	9706	30/3/98	7.68	14.26	-	-	137.77	0.79
Karim Pipe	100/5	-	-	-	-	88.25	-	-	-	-	-	9712	24/12/98	(22.77)	-	-	-	58.60	1.51
Kay & Que	100/50	1,800	154.75	144.00	149.25	154.50	(5.25)	-	-	200.00	-	9612	28/9/97	10.99	13.58	12.50	8.38	119.00	1.25
Metalex Corp.	100/5	15	95.00	95.00	95.00	90.00	5.00	-	-	-	-	9506	24/4/96	(562.54)	-	-	-	(3,101.00)	-
Monno Jute Stafler	100/5	-	-	-	-	270.00	-	-	-	-	-	9712	1/12/98	22.69	11.90	20.00	7.41	228.48	1.18
Monno Jutex	100/5	-	-	-	-	1,375.00	-	-	-	-	-	9806	2/12/98	101.90	13.49	75.00	5.45	689.99	1.99
National Tubes	100/10	60	420.00	410.00	416.50	410.00	6.50	-	-	-	-	9806	21/4/99	108.33	3.84	30.00	7.20	(11.28)	-
Olympic Industries	100/5	1,670	132.00	130.50	131.25	131.25	-	100	130.00	127.00	3.00	9703	22/12/97	19.22	6.83	20.00	15.24	184.61	0.71
Quasem Drycell	10/50	38,000	17.80	17.30	17.60	17.70	(0.10)	16,050	17.50	17.80	(0.30)	9806	10/12/98	1.77	9.94	2.00	11.36	26.33	0.67
Renwick Jajnes.	100/5	-	-	-	-	77.00	-	-	-	-	-	9806	31/12/98	(15.46)	-	-	-	(21.96)	-
Singer Bangladesh	100/5	205	1,110.00	1,070.00	1,100.25	1,103.50	(3.25)	-	-	-	-	9801	21/5/98	93.37	11.78	60.00	5.45	164.06	6.71
Thai Aluminum	100/10	50	187.50	187.50	187.50	187.50	-	-	-	227.50	-	9712	24/9/98	34.04	5.51	10.00	5.33	154.18	1.22
Wonderland Toys	100/50	1,450	65.50	63.00	64.50	64.50	-	-	-	71.00	-	9806	9/12/98	(11.25)	-	-	-	87.77	0.73
Food & Allied																			
AB Biscuit	100/5	-	-	-	-	70.00	-	-	-	-	-	9506	30/12/95	(26.78)	-	-	-	238.76	0.29
Alpha Tobacco	10/50	-	-	-	-	65.00	-	-	-	-	-	9810	9/4/99	7.32	8.88	5.25	8.08	77.96	0.83
Amam Sea Food	100/5	-	-	-	-	246.75	-	-	-	-	-	9806	7/12/98	(18.37)	-	-	-	1.03	239.56
AMCL (Pran)	100/10	440	264.50	262.00	262.75	261.75	1.00	-	-	267.00	-	9806	15/12/98	29.31	8.96	20.00	7.61	217.85	1.21
Apex Food	100/5	205	322.00	307.00	317.50	316.75	0.75	10	310.00	349.00	(39.00)	9806	24/12/98	19.57	16.22	20.00	6.30	669.59	0.47
Bangas	100/5	30	153.00	146.25	150.25	152.75	(2.50)	-	-	-	-	9706	29/12/97	10.92	13.76	-	-	145.40	1.03
BD Plantation	100/5	-	-	-	-	810.00	-	-	-	-	-	9806	15/12/98	23.83	33.99	-	-	255.05	3.18
Bengal Biscuit	100/20	61,740	117.75	113.00	116.50	111.75	4.75	30,520	116.50	113.00	3.50	9706	29/3/98	26.31	4.43	-	-	234.32	0.50
Beximco Fisheries	100/20	680	112.25	108.00	108.75	108.00	0.75	80	107.00	109.00	(2.00)	9712	19/11/98	18.53	5.87	20.00	18.39	132.82	0.82
BLTC	100/5	-	-	-	-	780.00	-	-	-	-	-	9712	29/9/98	77.11	10.12	45.00	5.77	1,487.90	0.52
BATBC	10/50	25,450	96.50	94.40	96.40	96.00	0.40	100	90.00	87.50	2.50	9712	21/5/98	12.16	7.93	8.00	8.30	35.63	2.71
Chittagong Vegetable	100/10	290	88.00	86.00	87.25	86.00	1.25	670	84.50	81.00	3.50	9806	30/12/98	(5.22)	-	-	-	226.32	0.39
Dhaka Fisheries	100/50	5,500	122.00	117.00	119.25	116.75	2.50	-	-	140.00	-	9806	17/12/98	4.21	28.33	-	-	117.01	1.02
Dhaka Vegetable	100/5	90	49.00	49.00	49.00	49.00	-	-	-	-	-	9506	10/9/97	(5.33)	-	-	-	108.80	0.45
EL Camelia	100/5	-	-	-	-	1,850.00	-	-	-	-	-	9612	11/10/97	(49.30)	-	-	-	(469.70)	-
Gachihata	100/50	2,300	52.75	52.25	52.25	52.00	0.25	350	51.50	52.00	(0.50)	9804	30/11/98	6.59	7.93	-	-	139.32	0.38
Gemini Sea Food	100/5	-	-	-	-	135.25	-	-	-	-	-	9709	12/12/98	12.87	10.51	10.00	7.39	108.50	1.25
Gulf Foods	100/50	216,500	176.00	153.00	164.00	151.50	12.50	14,600	169.25	159.00	10.25	9806	28/12/98	0.38	431.58	-	-	100.89	1.63
Hill Plantation	100/5	-	-	-	-	750.00	-	-	-	-	-	9806	15/12/98	145.92	5.14	15.00	2.00	430.72	1.74
Meghna Shrimp	100/20	70,340	111.00	107.25	107.75	108.50	(0.75)	15,020	108.75	109.25	(0.50)	9712	29/12/98	12.50	8.62	10.00	9.28	114.80	0.94
Meghna Vegetable Oil	100/50	400	111.50	110.50	110.75	112.00	(1.25)	150	112.00	110.00	2.00	9806	30/12/98	16.04	6.90	15.00	13.54	175.56	0.63
Modern Industries	100/5	15	85.50	77.00	79.75	95.00	(15.25)	-	-	-	-	9712	29/7/98	(15.23)	-	-	-	49.17	1.62
Mona Food	100/50	122,100	123.00	114.00	119.50	110.50	9.00	57,400	120.00	112.75	7.25	9806	29/12/98	6.71	17.81	5.00	4.18	109.24	1.09
NTC	100/5	-	-	-	-	452.50	-	-	-	377.00	-	9812	21/4/99	68.57	6.60	32.00	7.07	454.08	1.00
Rabeya Flour	10/50	-	-	-	-	-	-	-	-	-	-	9712	21/9/98	1.31	-	10.00	-	7.93	-
Rahima Food Corp.	100/50	3,650	60.00	58.50	58.75	57.75	1.00	300	58.25	56.50	1.75	9706	29/12/97	6.02	9.76	-	-	117.64	0.50
Raspit Food	100/50	5,650	168.00	164.00	165.50	163.25	2.25	-	-	109.00	-	9612	30/10/97	11.82	14.00	-	-	101.64	1.63
Rupon Oil	10/100	-	-	-	-	18.60	-	-	-	19.00	-	9706	12/8/98	0.11	169.09	-	-	32.14	0.58
Shyampur Sugar Mills	10/100	4,600	9.60	9.40	9.40	9.50	(0.10)	-	-	-	-	9706	31/3/98	(13.31)	-	-	-	(53.00)	-
Tripti Industries	100/5	1,280	79.00	75.50	76.00	77.50	(1.50)	40	75.50	75.75	(0.25)	9808	-	4.74	16.03	10.00	13.16	110.00	0.69
Tulip Dairy	100/5	5,100	254.50	244.00	245.50	243.50	2.00	-	-	-	-	9306	30/3/95	(35.14)	-	-	-	53.99	4.55
Yousuf Flour	10/50	-	-	-	-	-	-	-	-	-	-	9806	29/12/98	0.16	-	-	-	10.29	-
Zeal Bangla	10/50	17,900	10.50	10.30	10.30	10.30	-	-	-	-	-	9706	26/8/98	(7.46)	-	-	-	(36.50)	-
Fuel & Power																			
BOC	10/50	300	85.60	85.50	85.50	85.40	0.10	-	-	87.00	-	9808	1/2/99	7.79	10.98	3.80	4.44	48.08	1.78
Eastern Lubricant	10/50	-	-	-	-	144.50	-	-	-	-	-	9806	18/3/99	5.64	25.62	3.50	2.42	42.42	3.41
National Oxyg.	100/10	-	-	-	-	50.50	-	-	-	69.00	-	9606	30/6/97	(1,110.86)	-	-	-	(337.60)	-
Padma Oil	10/50	-	-	-	-	170.60	-	-	-	187.00	-	9806	21/3/99	16.55	10.31	4.50	2.64	80.57	2.12
Jute																			
Ahad Jute	100/10	-	-	-	-	-	-	-	-	-	-	9706	21/12/97	(5.28)	-	-	-	(372.90)	-
Islam Jute	100/5	-	-	-	-	106.00	-	-	-	-	-	9806	10/12/98	40.02	2.65	-	-	1,164.00	0.09
Jute Spinners	100/5	-	-	-	-	170.00	-	-	-	-	-	9806	31/3/99	29.55	5.75	15.00	8.82	724.38	0.23
Mutual Jute	100/5	-	-	-	-	-	-	-	-	-	-	9706	30/12/97	24.89	-	15.00	-	184.29	-
Northern Jute	10/200	12,600	29.90	28.00	29.10	28.30	0.80	-	-	-	-	9706	27/12/97	1.13	25.75	-	-	10.80	2.89
Saleh Carpet	10/200	51,800	6.60	6.50	6.50	6.50	-	-	-	-	-	9612	22/12/97	(12.81)	-	-	-	(104.30)	-
Sonali Ansh	100/5	-	-	-	-	290.00	-	-	-	-	-	9806	31/12/98	(33.65)	-	-	-	195.56	1.48
Textile																			
Al-Haj Textile	10/50	-	-	-	-	-	-	-	-	-	-	9706	24/12/97	1.56	-	10.00	-	11.76	-
Alltex Industries	100/50	1,050	51.50	50.50	51.00	51.25	(0.25)	250	51.00	51.25	(0.25)	9806	17/12/98	11.87	4.30	-	-	122.81	0.42
Anlima Yarn Dyeing	100/50	3,350	85.25	82.00	83.50	85.50	(2.00)	-	-	86.00	-	9806	30/12/98	15.26	5.47	10.00	11.98	105.24	0.79
Apex Spinning	100/20	960	111.00	110.00	110.25	111.00	(0.75)	-	-	117.25	-	9803	7/12/98	23.97	4.60	12.50	11.34	152.57	0.72

LEAGUE TABLE

Company Name	FV/ML	Market Performance: Dhaka Stock Exchange: Vol	Day's High	Day's Low	Day's Closing	Prev. Closing	Net Chg	Chittagong Stock Exchange: Vol	Day's Closing	Prev. Closing	Net Chg	AGM: Year End	Date	Financial Performance: EPS	P/E	DPS	Yield	NAV per Share	Price/NAV
	Tk/nos	nos	Tk	Tk	Tk	Tk	Tk	nos	Tk	Tk	Tk	YM	D/M/Y	Tk	x	Tk	%	Tk	x
Apex Weaving	100/50	1,500	52.00	51.00	51.50	50.75	0.75	-	-	50.75	-	9806	10/12/98	(7.32)	-	-	-	90.54	0.57
Arbee Textile	100/10	-	-	-	-	-	-	-	-	-	-	9712	28/6/98	(59.13)	-	-	-	(78.92)	-
Ashraf Textile	10/50	56,800	15.50	15.20	15.40	15.20	0.20	9,600	15.20	15.30	(0.10)	9706	28/12/97	0.50	30.80	1.50	9.74	30.08	0.51
BD Dyeing	100/20	-	-	-	-	133.00	-	-	-	130.75	-	9612	27/9/97	45.93	2.90	15.00	11.28	158.99	0.84
BD Zipper	100/50	1,600	105.00	103.00	104.25	105.75	(1.50)	300	104.50	107.00	(2.50)	9806	17/12/98	17.85	5.84	11.00	10.55	110.15	0.95
Beximco Denims	10/50	1,800	220.00	211.00	212.75	221.25	(8.50)	-	-	230.00	-	9712	5/11/98	43.37	4.91	30.00	14.10	125.04	1.70
Beximco Knitting	100/20	3,840	133.00	132.00	132.75	132.00	0.75	-	-	134.00	-	9712	15/11/98	29.60	4.48	20.00	15.07	116.51	1.14
Beximco Textile	100/50	-	-	-	-	121.75	-	200	123.00	123.00	-	9712	8/11/98	27.11	4.49	5.00	4.11	112.80	1.08
Chic Tex	10/500	76,000	8.80	8.60	8.70	8.70	-	37,000	8.80	8.90	(0.10)	9806	17/12/98	0.24	36.25	0.50	5.75	10.27	0.85
CMC-Kamal	100/50	-	-	-	-	63.00	-	-	-	70.00	-	9812	8/4/99	5.10	12.35	5.00	7.94	100.10	0.63
Dandy Dyeing	100/50	100	50.75	50.75	50.75	51.00	(0.25)	-	-	-	-	9612	30/9/97	(21.99)	-	-	-	59.93	0.85
Delta Millers	100/20	15,980	78.00	73.50	73.75	74.50	(0.75)	8,420	73.75	78.50	(4.75)	9806	30/12/98	2.63	28.04	-	-	118.80	0.62
Desh Garments	100/10	-	-	-	-	70.00	-	-	-	-	-	9806	2/12/98	7.96	8.79	-	-	106.20	0.66
Dulamia Cotton	100/10	-	-	-	-	47.25	-	-	-	45.00	-	9806	31/12/98	(67.33)	-	-	-	106.24	0.44
Dynamic Textile	100/20	360,240	57.50	43.25	54.50	52.00	2.50	14,120	54.50	59.50	(5.00)	9609	7/9/97	(7.18)	-	-	-	104.83	0.52
Eagle Star Textile	10/50	8,900	10.30	10.20	10.20	10.30	(0.10)	7,450	10.20	10.00	0.20	9806	23/12/98	0.54	18.89	-	-	20.52	0.50
GEM Knitwear	100/50	600	135.75	132.00	134.00	132.75	1.25	400	132.25	134.00	(1.75)	9612	-	-	-	-	-	100.00	1.34
GMG Industrial Corp.	10/50	-	-	-	-	22.50	-	-	-	106.00	-	9706	29/12/97	(4.22)	-	-	-	(41.00)	-
HR Textile	100/50	750	75.50	74.00	74.75	75.75	(1.00)	50	76.00	73.00	3.00	9709	29/12/97	8.17	9.15	12.50	16.72	130.94	0.57
M. Hossain Garments	100/50	2,900	69.00	65.00	68.00	64.50	3.50	-	-	63.00	-	9606	24/12/97	5.20	13.08	15.00	22.06	116.99	0.58
Mita Textile	100/20	420	59.50	57.25	58.25	58.25	-	-	-	61.50	-	9606	7/12/98	3.68	15.83	5.00	8.58	116.11	0.50
Mithun Knitting	100/20	740	75.00	73.50	74.25	70.25	4.00	-	-	-	-	9806	18/12/98	6.19	12.00	12.00	16.16	118.04	0.63
Modern Dyeing	100/5	-	-	-	-	72.00	-	-	-	-	-	9806	17/12/98	2.34	30.77	5.00	6.94	102.35	0.70
Monno Fabrics	100/50	2,000	77.25	75.25	75.75	78.25	(2.50)	350	76.25	77.25	(1.00)	9712	10/12/98	-	-	-	-	135.22	0.56
Padma Textile	100/20	440	189.00	185.50	186.25	189.00	(2.75)	-	-	170.00	-	9712	8/11/98	48.18	3.87	25.00	13.42	229.44	0.81
Prime Textile	100/50	450	55.50	54.50	54.75	54.50	0.25	100	55.25	60.00	(4.75)	9806	20/3/99	(13.80)	-	-	-	290.99	0.19
Quasem Silk	10/100	29,900	18.40	17.60	18.10	17.90	0.20	-	-	-	-	9709	21/6/96	0.14	129.29	-	-	(4.25)	-
Quasem Textile	10/50	15,600	16.90	16.40	16.70	16.20	0.50	-	-	-	-	9709	21/6/98	(2.56)	-	-	-	(78.16)	-
Rahim Textile	100/5	-	-	-	-	71.00	-	-	-	-	-	9806	24/3/99	(13.54)	-	-	-	(28.17)	-
Saiham Textile	100/10	470	110.00	104.00	105.25	102.75	2.50	220	104.25	105.25	(1.00)	9806	19/11/98	21.60	4.87	10.00	9.50	120.17	0.88
Sajib Knitwear	100/50	13,250	102.50	101.00	101.75	100.00	1.75	900	101.50	101.75	(0.25)	9806	17/12/98	5.09	19.99	5.00	4.91	102.65	0.99
Sonargaon Textile	100/50	150	83.00	83.00	83.00	86.00	(3.00)	-	-	94.00	-	9712	29/9/98	35.66	2.33	8.00	9.64	173.53	0.48
Sreepur Textile	100/50	300	51.25	50.75	51.00	50.00	1.00	-	-	52.00	-	9712	24/9/98	(1.86)	-	-	-	99.87	0.51
STM	100/5	-	-	-	-	70.00	-	-	-	-	-	9612	30/9/97	(26.47)	-	-	-	394.11	0.18
Stylecraft	100/5	-	-	-	-	1,124.50	-	-	-	-	-	9806	11/12/98	195.16	5.76	20.00	1.78	799.21	1.41
Tallu Spinning	100/10	-	-	-	-	66.00	-	-	-	-	-	9806	18/12/98	6.02	10.96	-	-	123.41	0.53
Tamijuddin Textile	100/10	1,200	47.00	46.75	46.75	47.25	(0.50)	-	-	80.00	-	9706	24/12/97	(7.74)	-	-	-	81.92	0.57
Pharma & Chemical																			
ACI	10/50	37,850	27.50	26.80	27.00	27.50	(0.50)	12,950	26.90	27.40	(0.50)	9712	23/7/98	3.73	7.24	3.00	11.11	39.36	0.69
Ambee Pharma	10/50	50	30.90	30.90	30.90	30.90	-	-	-	32.00	-	9712	12/9/98	2.40	12.88	2.50	8.09	11.48	2.69
Bangla Process	100/5	-	-	-	-	61.50	-	-	-	-	-	9706	28/12/97	3.26	18.87	-	-	148.65	0.41
BCIL	100/10	30	100.00	99.50	99.50	101.50	(2.00)	-	-	104.00	-	9806	17/12/98	14.63	6.80	10.00	10.05	146.68	0.68
Beximco Infusions	100/10	50	224.00	221.00	222.00	223.75	(1.75)	-	-	224.00	-	9712	15/11/98	45.80	4.85	25.00	11.26	160.03	1.39
Beximco Pharma	10/50	28,650	37.10	36.70	36.70	37.10	(0.40)	17,200	36.90	37.10	(0.20)	9712	10/12/98	8.25	4.45	3.00	8.17	64.37	0.57
Beximco Synthetics	100/20	1,680	153.75	-152.00	152.25	152.75	(0.50)	20	150.50	151.00	(0.50)	9712	19/11/98	34.19	4.45	25.00	16.42	127.61	1.19
Glaxo Bangladesh	10/50	-	-	-	-	70.20	-	-	-	-	-	9612	30/4/98	6.78	10.35	2.75	3.92	42.45	1.65
Imam Button	100/50	116,450	133.00	120.00	128.25	120.50	7.75	34,100	129.50	118.25	11.25	9806	30/12/98	7.37	17.40	5.00	3.90	100.47	1.28
JH Chemical	100/50	145,450	184.00	160.50	178.50	164.25	14.25	39,850	177.50	164.25	13.25	9712	-	-	-	-	-	100.00	1.79
Kohinoor Chemicals	100/5	30	70.00	66.00	68.50	68.50	-	-	-	80.00	-	9406	27/2/95	(7.77)	-	-	-	(270.20)	-
Libra Pharma	100/20	-	-	-	-	268.00	-	-	-	245.00	-	9806	17/12/98	37.04	7.24	22.00	8.21	268.09	1.00
National Polymer	100/10	-	-	-	-	132.50	-	-	-	143.00	-	9706	29/9/97	38.82	3.41	20.00	15.09	169.44	0.78
Orion Infusion	100/20	-	-	-	-	40.75	-	-	-	34.43	-	9606	3/2/97	8.09	5.04	17.00	41.72	102.38	0.40
Perfume Chemical	100/50	4,750	86.75	84.00	84.25	84.50	(0.25)	3,450	84.75	85.75	(1.00)	9806	30/4/98	1.62	52.01	-	-	108.11	0.78
Petro Synthetic	10/50	600	19.00	18.70	18.70	18.70	-	-	-	-	-	9612	2/10/97	(10.66)	-	-	-	(41.17)	-
Pharma Aids	100/5	-	-	-	-	99.00	-	-	-	-	-	9806	27/12/98	(2.83)	-	-	-	114.78	0.86
Pharmaco	100/5	460	55.00	53.25	53.75	54.00	(0.25)	-	-	-	-	9806	31/3/99	2.75	19.55	-	-	61.34	0.88
Rahman Chemicals	100/10	510	46.25	45.75	46.00	46.75	(0.75)	-	-	-	-	9612	13/11/97	(11.71)	-	-	-	(47.06)	-
Reckitt & Colman	10/50	650	64.70	62.00	62.30	63.50	(1.20)	-	-	66.30	-	9801	13/5/98	4.83	12.90	2.75	4.41	25.63	2.43
Renata	100/5	-	-	-	-	389.00	-	-	-	-	-	9712	17/6/98	39.14	9.94	-	-	140.98	2.76
Square Pharma	100/20	500	660.00	651.50	656.50	658.25	(1.75)	20	644.00	640.00	4.00	9803	13/8/98	114.27	5.75	45.00	6.85	677.49	0.97
TBL	100/5	20	48.00	48.00	48.00	53.00	(5.00)	-	-	62.00	-	9712	30/7/98	(313.75)	-	-	-	(1,362.00)	-
The Ibnsina	100/10	-	-	-	-	147.25	-	-	-	131.00	-	9806	6/2/99	20.54	7.17	17.00	11.54	111.39	1.32
Wata Chemicals	100/20	100	145.00	140.00	141.75	140.50	1.25	-	-	200.00	-	9712	26/8/98	3.85	36.82	10.00	7.05	190.18	0.75
Paper & Printing																			
Azadi Printers	100/10	-	-	-	-	-	-	-	-	5.00	-	9606	24/12/97	(13.48)	-	-	-	(393.60)	-
Eagle Box	10/50	-	-	-	-	28.00	-	-	-	-	-	9806	9/11/98	(36.11)	-	-	-	(218.70)	-
MAQ Enterprises	100/50	100	53.00	53.00	53.00	53.00	-	50	52.00	57.75	(5.75)	9612	-	12.24	4.33	-	-	126.94	0.42
MAQ Paper	100/20	400	100.00	98.50	99.00	99.50	(0.50)	-	-	105.50	-	9712	20/9/98	18.47	5.36	10.00	10.10	123.04	0.80
Monospool Paper	100/5	200	54.50	53.50	54.00	52.75	1.25	-	-	-	-	9806	15/9/98	1.88	28.72	-	-	178.33	0.30
Padma Printers	10/50	1,900	15.20	14.70	14.90	14.50	0.40	-	-	22.30	-	9612	23/12/96	-	-	-	-	10.00	1.49
Paper Process	100/10	10,440	47.00	44.00	46.00	46.00	-	-	-	-	-	9512	26/12/97	2.62	17.56	-	-	82.03	0.56
Sonali Paper	10/50	-	-	-	-	21.90	-	-	-	26.00	-	9606	30/12/96	1.07	20.47	1.50	6.85	10.19	2.15
Services & Real Estate																			
BD Hotel	10/50	-	-	-	-	-	-	-	-	-	-	9712	17/9/98	5.52	-	3.00	-	290.43	-
BD Services	10/50	-	-	-	-	-	-	-	-	-	-	9612	24/12/97	1.78	-	1.00	-	36.52	-
Eastern Housing	100/20	1,060	118.00	117.50	117.75	117.25	0.50	60	117.00	117.00	-	9807	27/12/98	20.05	5.87	16.00	13.59	126.72	0.93
Samorita Hospital	100/50	114,150	246.00	202.00	246.00	209.50	36.50	17,500	229.50	204.50	25.00	9706	19/3/98	3.91	62.92	-	-	109.22	2.25
Shine Pukur Holdings	100/50	6,900	64.25	63.00	63.00	63.50	(0.50)	1,350	62.75	63.75	(1.00)	9712	10/12/98	11.05	5.70	10.00	15.87	104.55	0.60
Miscellaneous																			
Apex Footwear	100/20	1,160	150.00	145.00	146.75	150.00	(3.25)	-	-	150.00	-	9812	15/4/99	2.78	52.79	-	-	210.02	0.70
Apex Tannery	100/10	700	191.50	188.50	190.00	192.25	(2.25)	50	190.00	190.75	(0.75)	9806	26/11/98	16.96	11.20	25.00	13.16	405.94	0.47
Aramit	10/50	9,650	40.90	39.90	40.00	40.70	(0.70)	-	-	42.00	-	9712	27/9/98	3.49	11.46	2.30	5.75	26.79	1.49
Aramit Cement	100/50	1,900	111.00	109.25	109.75	111.00	(1.25)	200	110.75	111.75	(1.00)	9712	-	-	-	-	-	100.00	1.10
Bata Shoe	10/100	2,700	95.00	93.20	93.80	94.10	(0.30)	-	-	-	-	9712	3/6/98	11.92	7.87	9.00	9.59	37.01	2.53
BD Luggage	100/50	900	56.50	55.00	55.50	57.75	(2.25)	-	-	56.00	-	9606	-	-	-	-	-	100.00	0.56
Bengal Fine Ceramic	100/50	2,600	118.00	112.00	113.50	114.75	(1.25)	-	-	119.50	-	9806	17/12/98	10.51	10.80	10.00	8.81	100.51	1.13
BEXIMCO	10/100	4,700	43.30	40.00	40.20	42.20	(2.00)	-	-	43.20	-	9712	5/11/98	10.45	3.85	2.50	6.22	28.84	1.39
BSC	100/5	-	-	-	-	90.00	-	-	-	102.00	-	9606	19/12/96	(74.44)	-	-	-	(556.00)	-
Chittagong Cement	100/5	380	422.25	416.00	420.50	424.00	(3.50)	15	417.25	418.50	(1.25)	9806	15/4/99	53.29	7.89	40.00	9.51	137.57	3.06
Confidence Cement	100/20	960	208.50	202.50	205.75	205.50	0.25	80	203.00	201.00	2.00	9806	17/2/99	50.98	4.04	25.00	12.15	250.33	0.82
Excelsior Shoes	100/50	7,250	63.00	60.00	61.25	61.00	0.25	3,550	62.00	60.75	1.25	9709	31/3/98	8.02	7.64	-	-	121.58	0.50
Fu-Wang Ceramic	100/50	23,200	146.00	141.00	143.50	140.75	2.75	250	145.50	147.00	(1.50)	9806	17/12/98	2.64	54.36	5.00	3.48	104.37	1.37
GQ Ball Pen	10/50	500	71.00	70.10	70.60	73.20	(2.60)	-	-	73.00	-	9712	24/8/98	8.97	7.87	3.50	4.96	99.11	0.71
Highspeed Ship	100/5	-	-	-	-	-	-	-	-	-	-	9806	31/12/98	(11.36)	-	-	-	100.00	-
Himadri	10/100	-	-	-	-	-	-	-	-	-	-	9612	29/9/97	1.13	-	-	-	12.86	-
Lexco	100/10	2,390	155.00	150.00	154.00	149.25	4.75	-	-	157.75	-	9712	10/9/98	10.80	14.26	10.00	6.49	550.47	0.28
Mark BD Shilpa & Engg.	100/50	1,100	67.75	64.50	65.25	67.00	(1.75)	400	65.50	64.50	1.00	9706	29/12/97	13.54	4.82	11.00	16.86	218.88	0.30
Meghna Cement	100/50	3,300	123.00	120.50	121.50	121.00	0.50	-	-	118.75	-	9712	24/9/98	14.29	8.50	10.00	8.23	108.76	1.12
Monno Ceramic	100/5	60	309.75	305.25	306.75	309.25	(2.50)	-	-	300.00	-	9806	10/12/98	34.35	8.93	35.00	11.41	239.34	1.28
Niloy Cement	100/50	600	109.00	108.00	108.25	107.75	0.50	-	-	104.00	-	9806	17/12/98	0.95	113.95	-	-	100.62	1.08
Paragon Leather	100/50	16,100	61.25	59.00	59.75	61.50	(1.75)	5,600	59.75	61.50	(1.75)	9706	27/5/98	9.44	6.33	10.00	16.74	113.73	0.53
Phoenix Leather	100/5	-	-	-	-	283.25	-	-	-	-	-	9606	5/1/97	38.26	7.40	-	-	12.89	21.97
Rose Heaven Ball Pen	10/500	14,000	17.40	17.00	17.10	17.30	(0.20)	-	-	17.30	-	9806	19/12/98	1.13	15.13	1.00	5.85	16.52	1.04
Samata Leather	100/50	10,250	86.00	79.00	79.25	79.00	0.25	-	-	80.50	-	9712	-	6.05	13.10	-	-	176.72	0.45
Savar Refractories	100/5	1,135	82.00	75.25	80.25	79.50	0.75	-	-	-	-	9806	25/3/99	0.43	186.63	-	-	100.97	0.79
Sinobangla Industries	10/500	358,000	17.80	17.10	17.30	17.60	(0.30)	129,000	17.40	17.90	(0.50)	9806	-	0.22	78.64	-	-	10.22	1.69
Standard Ceramic	100/50	150	110.00	110.00	110.00	112.00	(2.00)	-	-	122.00	-	9706	23/6/98	13.37	8.23	10.00	9.09	231.99	0.47
Texpick Industries	100/10	-	-	-	-	95.00	-	-	-	-	-	9706	24/12/97	1.24	76.61	-	-	128.69	0.74
The Engineers	100/5	-	-	-	-	101.00	-	-	-	-	-	9606	27/12/97	75.82	1.33	10.00	9.90	387.50	0.26
Usmania Glass	100/5	20	198.00	198.00	198.00	202.00	(4.00)	-	-	205.00	-	9706	6/3/98	(3.66)	-	15.00	7.58	340.72	0.58
Insurance																			
BGIC	100/10	190	284.00	273.00	278.25	273.75	4.50	-	-	247.00	-	9712	10/9/98	39.57	7.03	25.00	8.98	234.52	1.19
Central Insurance	100/20	20	133.00	133.00	133.00	135.00	(2.00)	-	-	150.00	-	9712	16/9/98	26.00	5.12	20.00	15.04	157.46	0.84
Delta Life Insurance	100/5	115	500.00	490.00	496.75	486.00	10.75	-	-	470.00	-	9712	27/9/98	-	-	35.00	7.05	100.00	4.97
Eastern Insurance	100/20	-	-	-	-	141.50	-	-	-	205.31	-	9712	12/8/98	28.93	4.89	20.00	14.13	158.46	0.89
Eastland Insurance	100/20	-	-	-	-	150.75	-	-	-	180.00	-	9712	27/7/98	31.01	4.86	18.00	11.94	213.01	0.71
Federal Insurance	100/50	-	-	-	-	121.50	-	-	-	158.00	-	9712	17/12/98	17.77	6.84	15.00	12.35	153.86	0.79
Green Delta Insurance	100/10	-	-	-	-	406.75	-	-	-	425.00	-	9712	25/6/98	58.11	7.00	35.00	8.60	282.66	1.44
Janata Insurance	100/20	200	128.00	127.00	127.50	125.00	2.50	-	-	124.00	-	9712	12/10/98	71.90	1.77	10.00	7.84	177.33	0.72
Karnaphuli Insurance	100/20	-	-	-	-	129.75	-	-	-	-	-	9712	24/9/98	21.11	6.15	18.00	13.87	181.20	0.72
National Life Insurance	100/20	-	-	-	-	170.00	-	-	-	270.00	-	9712	4/7/98	-	-	-	-	100.00	1.70
People Insurance	100/20	-	-	-	-	650.00	-	-	-	694.00	-	9712	7/9/98	31.34	20.74	21.00	3.23	243.19	2.67
Phoenix Insurance	100/20	1,300	254.00	245.00	251.25	249.50	1.75	-	-	226.00	-	9712	20/5/98	38.56	6.52	30.00	11.94	205.42	1.22
Pragati Insurance	100/10	200	405.00	400.00	402.50	403.50	(1.00)	-	-	390.00	-	9712	22/7/98	79.08	5.09	35.00	8.70	438.47	0.92
Purabi Insurance	100/50	-	-	-	-	83.25	-	-	-	-	-	9712	17/12/98	14.00	5.95	5.00	6.01	114.20	0.73
Reliance Insurance	100/50	-	-	-	-	290.00	-	-	-	380.00	-	9712	22/6/98	50.43	5.75	30.00	10.34	363.45	0.80
Rupali Insurance	100/20	20	191.00	191.00	191.00	187.75	3.25	-	-	180.00	-	9712	10/8/98	32.55	5.87	25.00	13.09	254.12	0.75
Sandhani Life Insurance	100/50	100	86.00	85.00	85.50	85.00	0.50	-	-	95.00	-	9712	10/12/98	-	-	5.00	5.85	100.00	0.86
United Insurance	100/10	-	-	-	-	218.00	-	-	-	-	-	9712	17/5/98	27.90	7.81	20.00	9.17	206.28	1.06

DEBENTURE

Name	Nature of Debenutre	Year of Float	Date of Maturity	Date of Conversion	Interest Due	FV/ML Tk/Nos	Day's Closing Price DSE Tk	Day's Closing Price CSE Tk
Aramit Cement	14%, 20% Convertible, 80% Redeemable	1998	September, 2008	September, 2000	Mar, Sep	2500/2		
BCIL	17%, 20% Convertible, 80% Redeemable	1993	December 31, 1999	February 1, 1995	Jan, Jul	480/1		
BD Luggage	14%, 20% Convertible, 80% Redeemable	1996	September 5, 2003	September 5, 1998	Mar, Sep	2500/2	1,690.00	
BD Zipper	14%, 20% Convertible, 80% Redeemable	1995	August 1, 2002	August 1, 1997	Feb, Aug	1800/2		
BEXIMCO	17%, 100% Redeemable	1989	October 11, 1998		Oct, Apr	162/1		
Beximco Denims	14%, 100% Redeemable	1995	July 10, 2005		Jan, Jul	2500/2		
Beximco Fisheries	14%, 100% Redeemable	1994	May 1, 2004		Jan, Jul	2571.42/1		
Beximco Infusion	17%, 100% Redeemable	1992	October 31, 2000		Oct, Apr	700/2		
Beximco Synthetics	14%, 100% Redeemable	1993	September 1, 2003		Mar, Sep	1963/2		
Beximco Textile	14%, 100% Redeemable	1995	July 1, 2005		Jan, Jul	2500/2		
Beximco Knitting	14%, 20% Convertible, 80% Redeemable	1994	July 1, 2004	July 1, 1995	Jan, Jul	2056/2		
Eastern Housing	15%, 10% Convertible, 90% Redeemable	1994	January 1, 2000	July 1, 1995	Jan, Jul	1687.5/1		

COMPANY CALENDAR

Company	Declaration Year End	Declaration Div/Bon/Rght	Book Closure From	Book Closure To	AGM/EGM Date & Time	AGM/EGM Venue
BATBC	9812	50%	19/04/99	17/05/99		
Reckitt & Colman	9901	30%	03/05/99	17/05/99	17/5/99	Hotel Agrabad, Ctg.
Bex Infusions Deb			13/04/99	29/04/99		
United Leasing	9812	25%	23/04/99	20/05/99	20/5/99 3.30pm	Hotel Sonargaon
Singer BD	9901	30% F	05/05/99	18/05/99	18/5/99	Factory Premises
Delta Life	EGM				15/5/99 10am	Hotel Purbani
Anwar Galva	9806	15%	22/04/99	28/04/99	28/4/99 3.30pm	Factory Premises
Paragon Leather	9806				26/5/99 11am	Foy's Lake Eye Hos.
Bata	9812	20% F	10/05/99	03/06/99	3/6/99 10.30 am	Factory Premises
ACI	9812	25%	06/05/99	20/05/99	20/5/99 11am	RAOA Club, Mohakhali
Zeal Bangla	9806		10/05/99	30/05/99	30/5/99 1.30pm	Factory Premises
Modern Ind.	9812		06/05/99	15/05/99	15/5/99 11.30am	Factory Premises
United Insurance	9812	17% F	11/05/99	25/05/99	25/5/99 4pm	Hotel Sonargaon

NOTES

FI/ML	Face Value / Market Lots	Vol	Volume	P/E (x)	Price/Earning (Times)	Price/NAV(x)	Price/Net Asset Value(Times)	Avg.	Average
TK/Nos	Taka/Number of Shares	EPS	Earning Per Share	DPS	Dividend Per Share	Tkm	Taka in Million	Prev.	Previous

Nos: Numbers; Chg.: Change

Prepared by The Daily Star in collaboration with Securities Consultants Limited