The Daily Star BUSINESS

STAR 50 Index

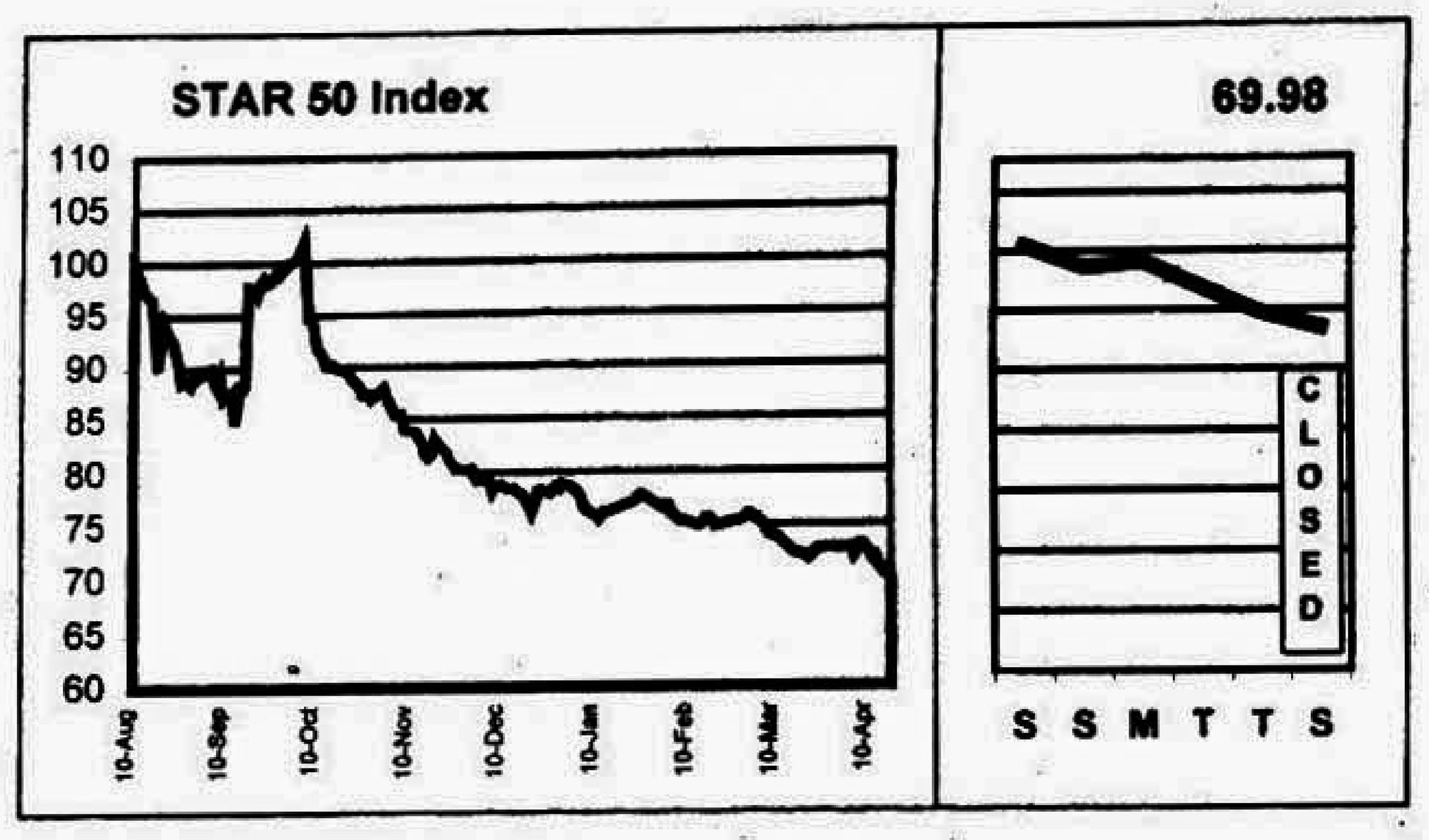

Fifty companies have been chosen for calculation of the **STAR 50 Index** based on their market capitalisation, liquidity, free float and corporate track record. The **Base Period** for the Index is **August 10, 1998**. The calculation has been done according to the widely used International Finance Corporation formula.

DSE All Share Price Index

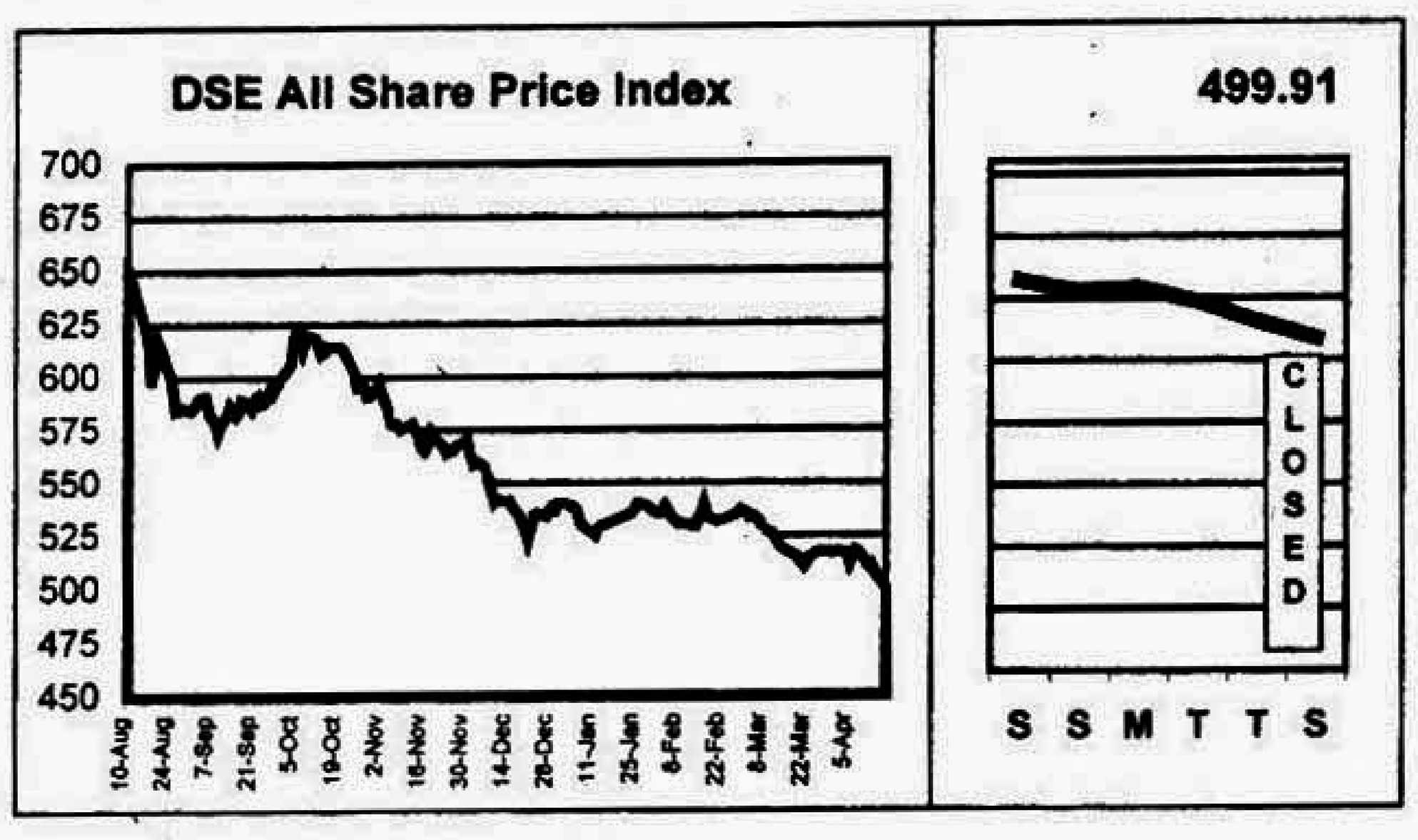

CSE All Share Price Index

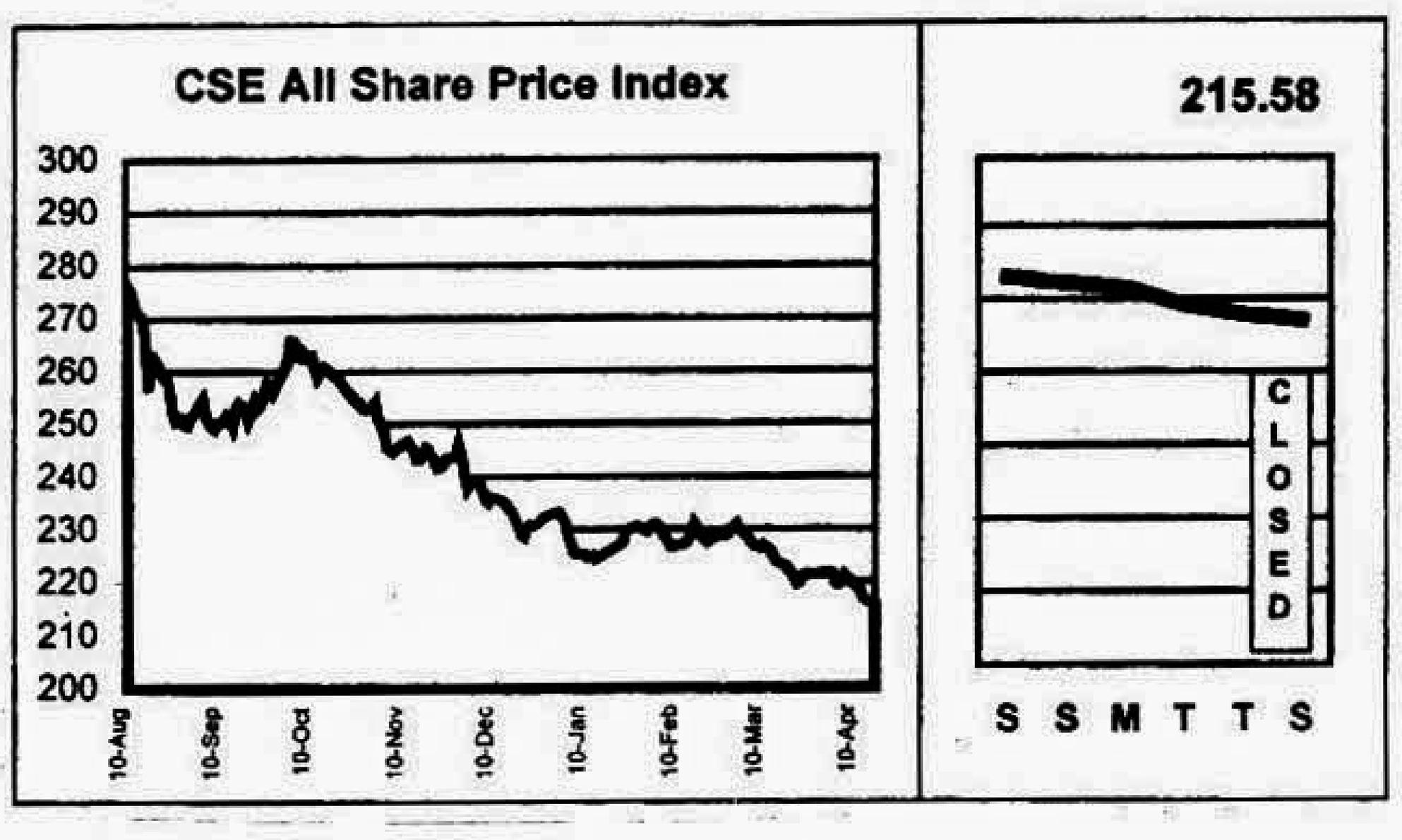

DAY'S MARKET
April 17, 1999

	DSE	CSE
All Share Price Index	499.91	215.58
Change in Index (pts)	(3.82)	(0.53)
Change in Index (%)	-0.76%	-0.25%
Market Capitalisation (cr Tk)	4,552.45	3,904.54
Market Capitalisation (mil US$)	948.43	813.44
Turnover Volume ('000)	2,313	663
Turnover Value (cr Tk)	16.67	5.11
No. of Issues Traded	151	51
No. of Issues Gained	34	7
No. of Issues Incurred Loss	94	34
No. of Issues Unchanged	23	10
Price Earning Ratio (x)	6.25	6.29
Dividend Yield (%)	8.35	8.62

DAY'S MARKET LEADERS

TURNOVER LEADERS

DSE	Vol '000	Value Tkm	CSE	Vol '000	Value Tkm
1 Samorita Hosp	343	54.53	1 Samorita Hosp	195	33.19
2 Fu-Wang Cera	158	24.33	2 Meghna Shrimp	65	7.38
3 Dynamic Tex	239	20.17	3 Sinobangla	306	5.90
4 Sinobangla	578	11.09	4 Dynamic Tex	10	0.92
5 Meghna Shrimp	94	10.60	5 Beximco Pharma	13	0.50
6 Imam Button	57	7.36	6 Sajib Knit	5	0.49
7 Sajib Knit	26	2.69	7 Saiham Tex	5	0.47
8 Gulf Food	16	2.58	8 Perfume Chemi	3	0.25
9 Paragon Leather	37	2.39	9 Fu-Wang Cera	1	0.20
10 Tulip Dairy	8	2.11	10 Rose Heaven	11	0.19

CAPITAL GAINERS

DSE	Vol '000	Change %	CSE	Vol '000	Change %
1 Fu-Wang Cera	157.50	8.04	1 NTC	0.02	17.45
2 N Polymer	0.13	5.27	2 Fu-Wang Cera	1.30	5.31
3 Savar Ref	0.02	3.14	3 Prime Tex	0.05	4.35
4 2nd ICB M Fund	0.01	2.56	4 Peoples Ins	0.02	3.58
5 Delta Life Ins	0.10	2.30	5 Lexco Ltd	0.22	1.94
6 8th ICB M Fund	0.10	2.28	6 Meghna Shrimp	65.34	1.35
7 BATBC	0.35	2.06	7 Confid Cement	0.14	0.98
8 Delta Millers	9.66	1.76	8 -	-	-
9 Al Arafa	0.17	1.60	9 -	-	-
10 Rahman Chemi	0.33	1.51	10 -	-	-

CAPITAL LOSERS

DSE	Vol '000	Change %	CSE	Vol '000	Change %
1 Samorita Hosp	342.95	(11.30)	1 HR Tex	0.05	(11.50)
2 CMC Kamal	0.05	(10.00)	2 Janata Ins	0.14	(7.50)
3 Dynamic Tex	239.46	(9.41)	3 Saiham Tex	4.75	(5.25)
4 Federal Ins	0.10	(8.00)	4 Padma Oil	0.05	(4.76)
5 Janata Ins	0.22	(6.15)	5 Beximco Infu	0.03	(4.56)
6 Tamijuddin Tex	0.65	(5.69)	6 Eagle Star Tex	5.90	(3.67)
7 Monno Cera	0.53	(5.06)	7 Samata Leather	0.10	(3.59)
8 Relience Ins	0.20	(5.01)	8 Tripti Industry	0.08	(3.58)
9 Apex Spinning	0.16	(4.59)	9 Sinobangla	305.50	(3.50)
10 Quasem Tex	17.40	(4.49)	10 Paragon Leather	1.20	(2.57)

LEAGUE TABLE

Company Name	FV/ML	Market Performance: Dhaka Stock Exchange Vol	Day's High	Day's Low	Day's Closing	Prev. Closing	Net Chg	Chittagong Stock Exchange Vol	Day's Closing	Prev. Closing	Net Chg	AGM Year End	Date	Financial Performance EPS	P/E	DPS	Yield	NAV per Share	Price/NAV
	Tk/nos	nos	Tk	Tk	Tk	Tk	Tk	nos	Tk	Tk	Tk	YM	D/M/Y	Tk	x	Tk	%	Tk	x
Banks																			
Al-Arafa	1000/5	165	1,125.00	1,099.50	1,108.75	1,091.25	17.50	-	-	1,030.00	-	9803	-	312.89	3.54	-	-	1,318.80	0.84
Al Baraka Bank	1000/1	2	950.00	950.00	950.00	980.00	(30.00)	-	-	-	-	9712	1/12/98	(624.64)	-	-	-	1,061.40	0.90
Arab Bangladesh Bank	100/5	-	-	-	-	95.00	-	-	-	95.00	-	9712	12/9/98	24.03	3.95	10.00	10.53	177.92	0.53
City Bank	100/5	-	-	-	-	110.00	-	-	-	110.00	-	9712	14/12/98	55.66	1.98	-	-	264.45	0.42
Eastern Bank	100/20	-	-	-	-	110.00	-	-	-	-	-	9712	12/11/98	57.14	1.93	-	-	159.58	0.69
IDLC	100/20	20	390.00	390.00	390.00	386.50	3.50	-	-	405.00	-	9712	2/6/98	59.60	6.54	30.00	7.69	214.74	1.82
IFIC Bank	100/5	180	106.25	105.00	105.75	106.25	(0.50)	-	-	97.00	-	9612	27/7/98	20.29	5.21	-	-	203.98	0.52
Islami Bank	1000/1	7	1,930.00	1,916.00	1,924.00	1,957.00	(33.00)	-	-	2,000.00	-	9712	20/6/98	322.18	5.97	21.00	1.09	3,925.20	0.49
National Bank	100/20	280	59.00	58.00	58.75	58.50	0.25	-	-	61.50	-	9712	24/11/98	43.47	1.35	-	-	261.19	0.22
Pubali Bank	100/5	-	-	-	-	112.75	-	-	-	95.00	-	9712	29/11/98	262.14	0.43	-	-	323.20	0.35
Rupali Bank	100/10	-	-	-	-	78.00	-	-	-	83.00	-	9712	20/3/99	0.81	96.30	-	-	143.23	0.54
UCBL	100/5	20	66.00	66.00	66.00	66.25	(0.25)	-	-	72.00	-	9612	27/8/97	34.66	1.90	-	-	198.58	0.33
United Leasing	100/20	60	615.00	600.00	605.00	613.00	(8.00)	-	-	-	-	9712	27/5/98	91.23	6.63	24.00	3.97	356.91	1.70
Uttara Bank	100/5	-	-	-	-	78.50	-	-	-	-	-	9712	24/11/98	4.98	15.36	-	-	304.72	0.25
Uttara Finance	100/50	600	164.00	162.25	163.00	167.00	(4.00)	-	-	166.00	-	9712	30/6/98	12.83	12.70	10.00	6.13	108.12	1.54
Investment																			
1st BSRS MF	100/50	200	63.00	63.00	63.00	64.00	(1.00)	-	-	69.00	-	-	-	-	-	-	-	-	-
1st ICB MF	100/5	-	-	-	-	1,050.00	-	-	-	1,800.00	-	9806	21/10/98	119.44	8.79	70.00	6.67	359.74	2.92
2nd ICB MF	100/5	10	400.00	400.00	400.00	390.00	10.00	-	-	425.00	-	9806	21/10/98	10.49	37.18	30.00	7.50	141.57	2.83
3rd ICB MF	100/5	-	-	-	-	300.00	-	-	-	570.00	-	9806	21/10/98	18.69	16.05	35.00	11.67	234.79	1.28
4th ICB MF	100/10	-	-	-	-	280.00	-	-	-	230.00	-	9806	21/10/98	27.81	10.07	32.00	11.43	167.65	1.67
5th ICB MF	100/10	-	-	-	-	178.25	-	-	-	300.00	-	9806	21/10/98	16.93	10.53	22.00	12.34	134.46	1.33
6th ICB MF	100/10	50	130.00	125.00	129.00	132.00	(3.00)	-	-	140.75	-	9806	21/10/98	9.39	13.74	18.00	13.95	135.10	0.95
7th ICB MF	100/50	-	-	-	-	107.00	-	-	-	99.00	-	9806	21/10/98	6.72	15.92	14.00	13.08	119.42	0.90
8th ICB MF	100/50	100	101.00	101.00	101.00	98.75	2.25	-	-	110.00	-	9806	21/10/98	3.36	30.15	12.00	11.88	116.60	0.87
ICB	100/5	-	-	-	-	200.00	-	-	-	175.00	-	9806	21/10/98	22.06	9.07	7.00	3.50	285.84	0.70
Engineering																			
Aftab Automobile	100/5	430	159.00	157.50	158.25	158.00	0.25	-	-	161.00	-	9808	17/12/98	27.55	5.74	16.00	10.11	237.80	0.67
Anwar Galvanizing	100/50	450	154.00	150.00	151.75	156.25	(4.50)	-	-	157.25	-	9706	30/3/98	21.44	7.08	15.00	9.88	106.44	1.43
Atlas Bangladesh	10/50	50	139.00	139.00	139.00	139.20	(0.20)	-	-	-	-	9806	24/12/98	23.77	5.85	5.00	3.60	78.70	1.77
Aziz Pipe	100/5	525	498.00	476.00	497.50	496.00	1.50	-	-	480.00	-	9712	30/7/98	13.53	36.77	15.00	3.02	544.82	0.91
BD Autocars	100/5	100	99.00	99.00	99.00	101.25	(2.25)	380	100.75	102.25	(1.50)	9706	30/12/97	11.69	8.47	-	-	130.72	0.76
BD Lamps	100/5	315	463.50	438.00	456.25	453.00	3.25	-	-	470.00	-	9712	9/9/98	34.88	13.08	30.00	6.58	243.81	1.87
BEMCO	100/10	-	-	-	-	51.75	-	-	-	-	-	9712	30/12/98	(30.96)	-	-	-	76.67	0.67
Bengal Steel	10/50	-	-	-	-	1,113.70	-	-	-	-	-	9612	27/8/97	(1.40)	-	-	-	2.34	475.94
Eastern Cables	100/5	1,340	114.25	113.25	113.75	113.50	0.25	-	-	112.00	-	9706	30/3/98	7.68	14.81	-	-	137.77	0.83
Karim Pipe	100/5	50	90.00	90.00	90.00	91.50	(1.50)	-	-	-	-	9712	24/12/98	(22.77)	-	-	-	58.60	1.54
Kay & Que	100/50	100	155.00	154.75	154.75	158.00	(3.25)	-	-	200.00	-	9612	28/9/97	10.99	14.08	12.50	8.08	119.00	1.30
Metalex Corp.	100/5	10	89.00	89.00	89.00	88.00	1.00	-	-	-	-	9506	24/4/96	(562.54)	-	-	-	(3,101.00)	-
Monno Jute Staffer	100/5	-	-	-	-	270.00	-	-	-	-	-	9712	1/12/98	22.69	11.90	20.00	7.41	228.48	1.18
Monno Jutex	100/5	-	-	-	-	1,375.00	-	-	-	-	-	9806	2/12/98	101.90	13.49	75.00	5.45	689.99	1.99
National Tubes	100/10	40	390.00	385.00	388.75	385.25	3.50	-	-	-	-	9706	19/3/98	164.35	2.37	15.00	3.86	230.00	1.69
Olympic Industries	100/5	810	136.00	133.75	133.75	134.25	(0.50)	380	131.00	133.00	(2.00)	9703	22/12/97	19.22	6.96	20.00	14.95	184.61	0.72
Quasem Drycell	10/50	[illegible]	18.00	18.70	18.80	18.80	-	7,850	18.90	18.90	-	9806	10/12/98	1.77	10.62	2.00	10.64	26.33	0.71
Renwick Jajnea	100/5	-	-	-	-	77.00	-	-	-	-	-	9806	31/12/98	(15.46)	-	-	-	(21.96)	-
Singer Bangladesh	100/5	200	1,145.00	1,115.00	1,123.00	1,157.75	(34.75)	-	-	-	-	9801	21/5/98	93.37	12.03	60.00	5.34	164.06	6.85
Thai Aluminium	100/10	210	195.25	190.00	193.75	199.50	(5.75)	-	-	227.50	-	9712	24/9/98	34.04	5.69	10.00	5.16	154.18	1.26
Wonderland Toys	100/50	1,500	69.00	67.50	68.00	69.50	(1.50)	-	-	71.00	-	9806	9/12/98	(11.25)	-	-	-	87.77	0.77
Food & Allied																			
AB Biscuit	100/5	-	-	-	-	70.00	-	-	-	-	-	9506	30/12/95	(26.78)	-	-	-	238.76	0.29
Alpha Tobacco	10/50	400	63.00	63.00	63.00	63.00	-	-	-	-	-	9810	9/4/99	7.32	8.61	5.25	8.33	77.96	0.81
Amam Sea Food	100/5	-	-	-	-	272.25	-	-	-	-	-	9806	7/12/98	(18.37)	-	-	-	1.03	264.32
AMCL (Pran)	100/10	1,840	270.75	266.00	268.75	266.50	2.25	50	265.00	265.00	-	9806	15/12/98	29.31	9.17	20.00	7.44	217.85	1.23
Apex Food	100/5	215	335.00	330.00	332.25	331.75	0.50	-	-	349.00	-	9806	24/12/98	19.57	16.98	20.00	6.02	669.59	0.50
Bengas	100/5	-	-	-	-	152.75	-	-	-	-	-	9706	29/12/97	10.92	13.99	-	-	145.40	1.05
BD Plantation	100/5	-	-	-	-	810.00	-	-	-	-	-	9806	15/12/98	23.83	33.99	-	-	255.05	3.18
Bengal Biscuit	100/20	12,160	121.25	120.50	120.75	121.25	(0.50)	380	121.50	123.00	(1.50)	9706	29/3/98	26.31	4.59	-	-	234.32	0.52
Beximco Fisheries	100/20	2,280	111.50	109.25	110.25	110.25	-	-	-	110.00	-	9712	19/11/98	18.53	5.95	20.00	18.14	132.82	0.83
BLTC	100/5	-	-	-	-	710.00	-	-	-	-	-	9712	29/9/98	77.11	9.21	45.00	6.34	1,467.90	0.48
BATBC	10/50	350	101.00	92.00	94.10	92.20	1.90	-	-	96.90	-	9712	21/5/98	12.16	7.74	8.00	8.50	35.63	2.64
Chittagong Vegetable	100/10	200	90.00	90.00	90.00	89.75	0.25	10	88.00	90.00	(2.00)	9806	30/12/98	(5.22)	-	-	-	226.32	0.40
Dhaka Fisheries	100/50	1,250	117.75	116.00	117.00	118.00	(1.00)	-	-	140.00	-	9806	17/12/98	4.21	27.79	-	-	117.01	1.00
Dhaka Vegetable	100/5	300	54.00	51.50	51.75	51.75	-	-	-	-	-	9506	10/9/97	(5.33)	-	-	-	108.80	0.48
EL Camellia	100/5	-	-	-	-	1,850.00	-	-	-	-	-	9612	11/10/97	(49.30)	-	-	-	(469.70)	-
Gachihata	100/50	4,950	53.00	52.25	52.50	52.50	-	-	-	53.25	-	9804	30/11/98	6.59	7.97	-	-	139.32	0.38
Gemini Sea Food	100/5	-	-	-	-	135.25	-	-	-	-	-	9709	12/12/98	12.87	10.51	10.00	7.39	108.50	1.25
Gulf Foods	100/50	15,900	165.25	160.50	162.00	163.50	(1.50)	300	163.25	166.50	(3.25)	9806	28/12/98	0.38	426.32	-	-	100.89	1.61
Hill Plantation	100/5	-	-	-	-	750.00	-	-	-	-	-	9806	15/12/98	145.92	5.14	15.00	2.00	430.72	1.74
Meghna Shrimp	100/20	93,780	117.00	110.25	113.00	111.50	1.50	65,340	113.00	111.50	1.50	9712	29/12/98	12.50	9.04	10.00	8.85	114.80	0.98
Meghna Vegetable Oil	100/50	1,200	117.50	115.75	116.50	118.75	(2.25)	-	-	-	-	9806	30/12/98	16.04	7.26	15.00	12.88	175.56	0.66
Modern Industries	100/5	-	-	-	-	95.00	-	-	-	-	-	9712	29/7/98	(15.23)	-	-	-	49.17	1.93
Mona Food	100/50	3,200	108.75	107.50	108.00	107.50	0.50	-	-	108.50	-	9806	29/12/98	6.71	16.10	5.00	4.63	109.24	0.99
NTC	100/5	-	-	-	-	432.00	-	20	377.00	321.00	56.00	9712	29/4/98	151.89	2.84	30.00	6.94	402.42	1.07
Rabeya Flour	10/50	-	-	-	-	-	-	-	-	-	-	9712	21/8/98	1.31	-	10.00	-	7.93	-
Rahima Food Corp.	100/50	2,400	58.75	58.00	58.25	59.25	(1.00)	-	-	60.25	-	9706	29/12/97	6.02	9.68	-	-	117.64	0.50
Rasplt Food	100/50	3,600	164.50	161.00	162.75	162.25	0.50	-	-	135.25	-	9612	30/10/97	11.82	13.77	-	-	101.64	1.60
Rupon Oil	10/100	3,700	18.00	17.00	17.30	17.30	-	4,000	15.20	15.50	(0.30)	9706	12/8/98	0.11	157.27	-	-	32.14	0.54
Shyampur Sugar Mills	10/100	5,600	9.90	9.70	9.80	9.80	-	-	-	-	-	9706	31/3/98	(13.31)	-	-	-	(53.00)	-
Tripti Industries	100/5	1,435	83.00	81.00	81.50	82.75	(1.25)	80	80.75	83.75	(3.00)	9806	-	4.74	17.19	10.00	12.27	110.00	0.74
Tulip Dairy	100/5	6,300	270.00	250.25	254.75	252.75	2.00	-	-	-	-	9306	30/3/95	(35.14)	-	-	-	53.99	4.72
Yousuf Flour	10/50	-	-	-	-	-	-	-	-	-	-	9806	29/12/98	0.16	-	-	-	10.29	-
Zeal Bangla	10/50	101,300	10.30	10.00	10.00	10.10	(0.10)	-	-	-	-	9706	26/8/98	(7.46)	-	-	-	(36.50)	-
Fuel & Power																			
BOC	10/50	400	87.00	87.00	87.00	87.90	(0.90)	-	-	89.10	-	9808	1/2/99	7.79	11.17	3.80	4.37	48.08	1.81
Eastern Lubricant	10/50	-	-	-	-	144.50	-	-	-	-	-	9806	18/3/99	5.64	25.62	3.50	2.42	42.42	3.41
National Oxyg.	100/10	-	-	-	-	50.50	-	-	-	69.00	-	9806	30/6/97	(1,110.86)	-	-	-	(337.60)	-
Padma Oil	10/50	200	190.00	180.00	185.00	190.00	(5.00)	80	180.00	189.00	(9.00)	9806	21/3/99	16.55	11.18	4.50	2.43	80.57	2.30
Jute																			
Ahad Jute	100/10	-	-	-	-	-	-	-	-	-	-	9706	21/12/97	(5.28)	-	-	-	(372.90)	-
Islam Jute	100/5	-	-	-	-	106.00	-	-	-	-	-	9806	10/12/98	40.02	2.65	-	-	1,164.00	0.09
Jute Spinners	100/5	-	-	-	-	170.00	-	-	-	-	-	9806	31/3/99	29.55	5.75	15.00	8.82	724.36	0.23
Mutual Jute	100/5	-	-	-	-	-	-	-	-	-	-	9706	30/12/97	24.89	-	15.00	-	184.29	-
Northern Jute	10/200	22,800	31.50	30.00	30.50	30.50	-	-	-	-	-	9706	27/12/97	1.13	26.99	-	-	10.80	2.82
Saleh Carpet	10/200	45,000	6.90	6.80	6.80	6.80	-	-	-	-	-	9612	22/12/97	(12.81)	-	-	-	(104.30)	-
Sonali Aash	100/5	-	-	-	-	290.00	-	-	-	-	-	9806	31/12/98	(33.65)	-	-	-	195.56	1.48
Textile																			
Al-Haj Textile	10/50	-	-	-	-	-	-	-	-	-	-	9706	24/12/97	1.56	-	10.00	-	11.76	-
Alltex Industries	100/50	1,960	52.75	52.00	52.25	53.00	(0.75)	750	52.25	53.25	(1.00)	9806	17/12/98	11.87	4.40	-	-	122.81	0.43
Anlima Yarn Dyeing	100/50	500	91.00	90.00	90.50	91.00	(0.50)	100	89.50	90.00	(0.50)	9806	30/12/98	15.26	5.93	10.00	11.05	105.24	0.86
Apex Spinning	100/20	160	115.00	112.50	114.25	119.75	(5.50)	-	-	120.00	-	9603	7/12/98	23.87	4.77	12.50	10.94	152.57	0.75

LEAGUE TABLE

Company Name	FV/ML	Market Performance: Dhaka Stock Exchange Vol	Day's High	Day's Low	Day's Closing	Prev. Closing	Net Chg	Chittagong Stock Exchange Vol	Day's Closing	Prev. Closing	Net Chg	AGM Year End	Date	Financial Performance EPS	P/E	DPS	Yield	NAV per Share	Price/NAV
	Tk/nos	nos	Tk	Tk	Tk	Tk	Tk	nos	Tk	Tk	Tk	YM	D/M/Y	Tk	x	Tk	%	Tk	x
Apex Weaving	100/50	7,700	51.75	50.00	51.50	52.75	(1.25)	50	51.50	51.75	(0.25)	9806	10/12/98	(7.32)	-	-	-	90.54	0.57
Arbee Textile	100/10	-	-	-	-	-	-	-	-	-	-	9712	28/6/98	(59.13)	-	-	-	(78.92)	-
Ashraf Textile	10/50	39,800	16.00	15.70	15.90	15.90	-	3,200	15.90	15.90	-	9706	28/12/97	0.50	31.80	1.50	9.43	30.08	0.53
BD Dyeing	100/20	280	139.50	139.50	139.50	139.50	-	-	-	145.00	-	9612	27/9/97	45.93	3.04	15.00	10.75	158.99	0.88
BD Zipper	100/50	3,950	106.50	105.50	106.00	105.50	0.50	500	105.50	105.50	-	9806	17/12/98	17.85	5.94	11.00	10.38	110.15	0.96
Beximco Denims	100/50	500	228.00	224.00	226.00	229.00	(3.00)	-	-	242.25	-	9712	5/11/98	43.37	5.21	30.00	13.27	125.04	1.81
Beximco Knitting	100/20	700	133.75	132.00	132.75	135.75	(3.00)	-	-	138.00	-	9712	15/11/98	29.60	4.48	20.00	15.07	116.51	1.14
Beximco Textile	100/50	50	120.00	120.00	120.00	123.75	(3.75)	-	-	124.50	-	9712	8/11/98	27.11	4.43	5.00	4.17	112.80	1.06
Chic Tex	10/500	157,000	9.10	9.00	9.00	9.00	-	14,500	9.00	9.10	(0.10)	9806	17/12/98	0.24	37.50	0.50	5.56	10.27	0.88
CMC-Kamal	100/50	50	63.00	63.00	63.00	70.00	(7.00)	-	-	70.00	-	9812	8/4/99	5.10	12.35	5.00	7.94	100.10	0.63
Dandy Dyeing	100/50	850	53.00	52.50	52.75	53.25	(0.50)	-	-	-	-	9612	30/9/97	(21.99)	-	-	-	59.93	0.88
Delta Millers	100/20	9,660	72.50	71.50	72.25	71.00	1.25	1,320	71.00	71.50	(0.50)	9806	30/12/98	2.63	27.47	-	-	118.80	0.61
Desh Garments	100/10	20	70.00	70.00	70.00	69.00	1.00	-	-	-	-	9806	2/12/98	7.96	8.79	-	-	106.20	0.66
Dulamia Cotton	100/10	210	50.50	50.00	50.00	51.75	(1.75)	-	-	45.00	-	9806	31/12/98	(67.33)	-	-	-	106.24	0.47
Dynamic Textile	100/20	239,460	99.00	82.50	84.25	93.00	(8.75)	10,180	90.25	91.25	(1.00)	9809	7/9/97	(7.18)	-	-	-	104.83	0.80
Eagle Star Textile	10/50	22,000	10.80	10.60	10.70	10.80	(0.10)	5,900	10.50	10.90	(0.40)	9806	23/12/98	0.54	19.81	-	-	20.52	0.52
GEM Knitwear	100/50	2,150	140.25	136.50	138.00	141.25	(3.25)	850	136.25	138.00	(1.75)	9612	-	-	-	-	-	100.00	1.38
GMG Industrial Corp.	10/50	-	-	-	-	22.50	-	-	-	106.00	-	9706	29/12/97	(4.22)	-	-	-	(41.00)	-
HR Textile	100/50	250	76.75	76.25	76.25	78.25	(2.00)	50	75.00	84.75	(9.75)	9709	29/12/97	8.17	9.33	12.50	16.39	130.94	0.58
M. Hossain Garments	100/50	50	63.00	63.00	63.00	64.50	(1.50)	-	-	69.25	-	9606	24/12/97	5.20	12.12	15.00	23.81	116.99	0.54
Mita Textile	100/20	260	60.00	60.00	60.00	60.25	(0.25)	-	-	65.00	-	9806	7/12/98	3.68	16.30	5.00	8.33	116.11	0.52
Mithun Knitting	100/20	240	80.25	80.25	80.25	82.50	(2.25)	-	-	-	-	9806	18/12/98	6.19	12.96	12.00	14.95	118.04	0.68
Modern Dyeing	100/5	-	-	-	-	80.00	-	-	-	-	-	9806	17/12/98	2.34	34.19	5.00	6.25	102.35	0.78
Monno Fabrics	100/50	2,800	80.50	79.25	79.75	82.25	(2.50)	350	80.75	81.00	(0.25)	9712	10/12/98	-	-	-	-	135.22	0.59
Padma Textile	100/20	420	191.00	182.00	187.75	193.75	(6.00)	80	195.00	195.00	-	9712	8/11/98	48.18	3.90	25.00	13.32	229.44	0.82
Prime Textile	100/50	700	57.00	56.00	56.25	56.00	0.25	50	60.00	57.50	2.50	9806	20/3/99	(13.80)	-	-	-	290.99	0.19
Quasem Silk	10/100	41,100	20.40	19.80	20.00	20.70	(0.70)	-	-	-	-	9709	21/6/96	0.14	142.86	-	-	(4.25)	-
Quasem Textile	10/50	17,400	17.60	16.90	17.00	17.80	(0.80)	-	-	-	-	9709	21/6/98	(2.56)	-	-	-	(78.16)	-
Rahim Textile	100/5	-	-	-	-	66.00	-	-	-	-	-	9806	24/3/99	(13.54)	-	-	-	(28.17)	-
Saiham Textile	100/10	250	104.75	103.00	103.75	103.00	0.75	4,750	99.25	104.75	(5.50)	9806	19/11/98	21.60	4.80	10.00	9.64	120.17	0.86
Sajib Knitwear	100/50	26,250	103.75	101.50	102.50	102.50	-	4,750	103.25	103.50	(0.25)	9806	17/12/98	5.09	20.14	5.00	4.88	102.65	1.00
Sonargaon Textile	100/50	-	-	-	-	94.25	-	-	-	94.25	-	9712	29/9/98	35.86	2.64	8.00	8.49	173.53	0.54
Sreepur Textile	100/50	250	56.00	54.75	55.50	55.00	0.50	-	-	63.00	-	9712	24/9/98	(1.86)	-	-	-	99.87	0.56
STM	100/5	-	-	-	-	70.00	-	-	-	-	-	9612	30/9/97	(26.47)	-	-	-	394.11	0.18
Stylecraft	100/5	-	-	-	-	1,124.50	-	-	-	-	-	9806	11/12/98	195.16	5.76	20.00	1.78	799.21	1.41
Tallu Spinning	100/10	50	70.00	70.00	70.00	71.25	(1.25)	-	-	-	-	9806	18/12/98	6.02	11.63	-	-	123.41	0.57
Tamijuddin Textile	100/10	650	50.50	49.00	49.75	52.75	(3.00)	-	-	80.00	-	9706	24/12/97	(7.74)	-	-	-	81.92	0.61
Pharma & Chemical																			
ACI	10/50	20,550	26.50	26.10	26.20	26.30	(0.10)	1,150	26.10	26.50	(0.40)	9712	23/7/98	3.73	7.02	3.00	11.45	39.36	0.67
Ambee Pharma	10/50	350	31.00	31.00	31.00	31.90	(0.90)	-	-	31.00	-	9712	12/9/98	2.40	12.92	2.50	8.06	11.48	2.70
Bangla Process	100/5	90	62.00	60.50	61.50	62.50	(1.00)	-	-	-	-	9706	28/12/97	3.26	18.87	-	-	148.65	0.41
BCIL	100/10	540	104.00	102.00	102.25	104.50	(2.25)	-	-	105.00	-	9806	17/12/98	14.63	6.99	10.00	9.78	146.68	0.70
Beximco Infusions	100/10	140	240.00	232.25	237.00	239.75	(2.75)	30	230.00	241.00	(11.00)	9712	15/11/98	45.80	5.17	25.00	10.55	160.03	1.48
Beximco Pharma	10/50	54,250	37.10	36.60	37.00	37.50	(0.50)	13,450	37.00	37.20	(0.20)	9712	10/12/98	8.25	4.48	3.00	8.11	64.37	0.57
Beximco Synthetics	100/20	1,800	157.50	155.50	156.25	157.25	(1.00)	40	155.00	157.00	(2.00)	9712	19/11/98	34.19	4.57	25.00	16.00	127.61	1.22
Glaxo Bangladesh	10/50	400	73.00	72.00	72.20	72.10	0.10	-	-	-	-	9612	30/4/98	6.78	10.65	2.75	3.81	42.45	1.70
Imam Button	100/50	56,850	134.50	129.25	129.50	130.00	(0.50)	100	131.00	131.00	-	9806	30/12/98	7.37	17.57	5.00	3.86	100.47	1.29
JH Chemical	100/50	-	-	-	-	164.25	-	-	-	164.25	-	9712	-	-	-	-	-	100.00	1.64
Kohinoor Chemicals	100/5	-	-	-	-	80.00	-	-	-	80.00	-	9406	27/2/95	(7.77)	-	-	-	(270.20)	-
Libra Pharma	100/20	-	-	-	-	268.00	-	-	-	245.00	-	9806	17/12/98	37.04	7.24	22.00	8.21	268.09	1.00
National Polymer	100/10	130	135.00	132.00	134.75	128.00	6.75	-	-	143.00	-	9706	29/9/97	38.82	3.47	20.00	14.84	169.44	0.80
Orion Infusion	100/20	-	-	-	-	40.75	-	-	-	34.43	-	9606	3/2/97	8.09	5.04	17.00	41.72	102.38	0.40
Perfume Chemical	100/50	5,050	91.75	90.75	91.25	91.75	(0.50)	2,700	91.75	92.25	(0.50)	9806	30/4/98	1.62	56.33	-	-	108.11	0.84
Petro Synthetic	10/50	1,000	21.10	21.00	21.00	21.70	(0.70)	-	-	-	-	9612	2/10/97	(10.66)	-	-	-	(41.17)	-
Pharma Aids	100/5	10	99.00	99.00	99.00	101.00	(2.00)	-	-	-	-	9706	29/12/97	(6.01)	-	-	-	117.61	0.84
Pharmaco	100/5	60	60.00	59.00	59.25	60.25	(1.00)	-	-	-	-	9806	31/3/99	2.75	21.55	-	-	61.34	0.97
Rahman Chemicals	100/10	330	52.50	50.00	50.50	49.75	0.75	-	-	-	-	9612	13/11/97	(11.71)	-	-	-	(47.06)	-
Reckitt & Colman	10/50	200	70.00	68.20	69.40	70.60	(1.20)	50	70.00	70.00	-	9801	19/5/98	4.83	14.37	2.75	3.96	25.63	2.71
Renata	100/5	-	-	-	-	385.00	-	-	-	-	-	9712	17/6/98	39.14	9.84	-	-	140.98	2.73
Square Pharma	100/20	160	674.00	670.00	671.50	674.00	(2.50)	-	-	673.00	-	9803	13/8/98	114.27	5.88	45.00	6.70	677.49	0.99
TBL	100/5	-	-	-	-	53.00	-	-	-	62.00	-	9712	30/7/98	(313.75)	-	-	-	(1,362.00)	-
The Ibn Sina	100/10	-	-	-	-	148.00	-	-	-	143.00	-	9806	6/2/99	20.54	7.21	17.00	11.49	111.39	1.33
Wata Chemicals	100/20	-	-	-	-	150.00	-	-	-	200.00	-	9712	26/8/98	3.85	38.96	[illegible]	5.67	190.18	0.79
Paper & Printing																			
Azadi Printers	100/10	-	-	-	-	-	-	-	-	5.00	-	9806	24/12/97	(13.48)	-	-	-	(393.60)	-
Eagle Box	10/50	-	-	-	-	28.20	-	-	-	-	-	9806	9/11/98	(38.11)	-	-	-	(218.70)	-
MAQ Enterprises	100/50	1,200	55.50	55.00	55.25	55.50	(0.25)	-	-	57.75	-	9612	-	12.24	4.51	-	-	126.94	0.44
MAQ Paper	100/20	400	101.50	97.75	99.50	101.00	(1.50)	-	-	105.50	-	9712	20/9/98	18.47	5.39	10.00	10.05	123.04	0.81
Monospool Paper	100/5	550	59.00	58.00	58.25	59.50	(1.25)	-	-	-	-	9806	15/9/98	1.88	30.98	-	-	178.33	0.33
Padma Printers	10/50	100	16.50	16.50	16.50	17.00	(0.50)	-	-	22.30	-	9612	23/12/98	-	-	-	-	10.00	1.65
Paper Process	100/10	15,280	52.50	49.50	50.25	52.50	(2.25)	-	-	-	-	9512	26/12/97	2.62	19.18	-	-	82.03	0.61
Sonali Paper	10/50	-	-	-	-	22.10	-	-	-	26.00	-	9806	30/12/98	1.07	20.65	1.50	6.79	10.19	2.17
Services & Real Estate																			
BD Hotel	10/50	-	-	-	-	-	-	-	-	-	-	9712	17/9/98	5.52	-	3.00	-	290.43	-
BD Services	10/50	-	-	-	-	-	-	-	-	-	-	9612	24/12/97	1.78	-	1.00	-	36.52	-
Eastern Housing	100/20	2,700	119.00	118.25	118.75	119.00	(0.25)	80	118.25	118.25	-	9807	27/12/98	20.05	5.92	16.00	13.47	126.72	0.94
Samorita Hospital	100/50	342,950	190.00	152.00	159.00	179.25	(20.25)	195,250	170.00	172.75	(2.75)	9706	19/3/98	3.91	40.66	-	-	109.22	1.46
Shine Pukur Holdings	100/50	4,500	65.75	65.00	65.50	65.50	-	1,650	65.25	65.75	(0.50)	9712	10/12/98	11.05	5.93	10.00	15.27	104.55	0.63
Miscellaneous																			
Apex Footwear	100/20	500	161.50	155.25	158.00	163.50	(5.50)	-	-	165.00	-	9712	14/5/98	21.92	7.21	25.00	15.82	207.24	0.76
Apex Tannery	100/10	580	204.50	203.50	204.00	206.00	(2.00)	20	204.00	204.00	-	9806	26/11/98	16.96	12.03	25.00	12.25	405.94	0.50
Aramit	10/50	8,600	42.00	40.50	40.80	42.00	(1.20)	-	-	43.30	-	9712	27/8/98	3.49	11.69	2.30	5.64	26.79	1.52
Aramit Cement	100/50	5,250	110.50	109.00	109.25	110.25	(1.00)	-	-	111.00	-	9712	-	-	-	-	-	100.00	1.09
Bata Shoe	10/100	1,700	99.70	96.50	97.70	97.80	(0.10)	-	-	-	-	9712	3/6/98	11.92	8.20	9.00	9.21	37.01	2.64
BD Luggage	100/50	350	60.00	59.25	59.50	60.50	(1.00)	-	-	61.00	-	9806	-	-	-	-	-	100.00	0.60
Bengal Fine Ceramic	100/50	250	115.00	115.00	115.00	116.75	(1.75)	-	-	119.50	-	9806	17/12/98	10.51	10.94	10.00	8.70	100.51	1.14
BEXIMCO	10/100	3,100	43.80	43.20	43.40	44.10	(0.70)	-	-	46.30	-	9712	5/11/98	10.45	4.15	2.50	5.76	28.84	1.50
BSC	100/5	-	-	-	-	90.00	-	-	-	102.00	-	9806	19/12/96	(74.44)	-	-	-	(556.00)	-
Chittagong Cement	100/5	405	440.50	436.50	438.50	441.25	(2.75)	170	433.25	437.00	(3.75)	9706	22/1/98	34.96	12.55	30.00	6.84	160.30	2.74
Confidence Cement	100/20	1,360	205.50	203.50	204.00	204.50	(0.50)	140	205.50	203.50	2.00	9806	17/2/99	50.98	4.00	25.00	12.25	250.33	0.81
Excelsior Shoes	100/50	4,700	62.75	62.25	62.25	62.50	(0.25)	2,700	62.50	62.50	-	9709	31/3/98	8.02	7.76	-	-	121.58	0.51
Fu-Wang Ceramic	100/50	157,500	158.25	146.00	154.50	143.00	11.50	1,300	153.75	146.00	7.75	9806	17/12/98	2.64	58.52	5.00	3.24	104.37	1.48
GQ Ball Pen	10/50	750	75.00	72.00	73.40	75.10	(1.70)	-	-	77.00	-	9712	24/8/98	8.97	8.18	3.50	4.77	99.11	0.74
Highspeed Ship	100/5	-	-	-	-	-	-	-	-	-	-	9806	31/12/98	(11.36)	-	-	-	100.00	-
Himadri	10/100	-	-	-	-	-	-	-	-	-	-	9612	29/9/97	1.13	-	-	-	12.86	-
Lexco	100/10	1,520	157.50	155.50	156.25	155.00	1.25	220	157.75	154.75	3.00	9712	10/9/98	10.80	14.47	10.00	6.40	550.47	0.28
Mark BD Shilpa & Engg.	100/50	850	70.50	68.50	68.75	70.00	(1.25)	300	70.00	71.00	(1.00)	9706	29/12/97	13.54	5.08	11.00	16.00	218.88	0.31
Meghna Cement	100/50	500	122.75	121.50	121.75	123.25	(1.50)	-	-	122.75	-	9712	24/9/98	14.29	8.52	10.00	8.21	108.76	1.12
Monno Ceramic	100/5	530	331.00	315.00	318.75	335.75	(17.00)	-	-	330.00	-	9806	10/12/98	34.36	9.28	35.00	10.98	239.34	1.33
Niloy Cement	100/50	1,150	108.00	107.25	107.50	107.50	-	-	-	110.00	-	9806	17/12/98	0.95	113.16	-	-	100.62	1.07
Paragon Leather	100/50	38,600	67.75	65.00	65.25	67.75	(2.50)	1,200	66.25	68.00	(1.75)	9706	27/5/98	9.44	6.91	10.00	15.33	113.73	0.57
Phoenix Leather	100/5	-	-	-	-	283.25	-	-	-	-	-	9806	5/1/97	38.26	7.40	-	-	12.89	21.97
Rose Heaven Ball Pen	10/500	18,500	18.50	18.20	18.30	18.30	-	10,500	18.40	18.50	(0.10)	9806	19/12/98	1.13	16.19	1.00	5.46	16.52	1.11
Samata Leather	100/50	4,000	89.00	86.50	86.50	89.00	(2.50)	100.00	87.25	90.50	(3.25)	9712	-	6.05	14.30	-	-	176.72	0.49
Savar Refractories	100/5	20	82.00	82.00	82.00	79.50	2.50	-	-	-	-	9806	25/3/99	0.43	190.70	-	-	100.97	0.81
Sinobangla Industries	10/500	577,500	19.70	19.20	19.20	19.70	(0.50)	305,500	19.30	20.00	(0.70)	9806	-	0.22	87.27	-	-	10.22	1.88
Standard Ceramic	100/50	250	120.00	116.25	117.25	117.25	-	-	-	122.00	-	9706	23/6/98	13.37	8.77	10.00	8.53	231.99	0.51
Texpick Industries	100/10	-	-	-	-	95.00	-	-	-	-	-	9706	24/12/97	1.24	76.61	-	-	128.69	0.74
The Engineers	100/5	-	-	-	-	101.00	-	-	-	-	-	9806	27/12/97	75.82	1.33	10.00	9.90	387.50	0.26
Usmania Glass	100/5	70	203.50	200.00	202.50	208.25	(5.75)	-	-	205.00	-	9706	6/3/98	(3.66)	-	15.00	7.41	340.72	0.59
Insurance																			
BGIC	100/10	250	269.50	265.00	268.25	266.25	-	-	-	247.00	-	9712	10/9/98	39.57	6.73	25.00	9.38	234.52	1.14
Central Insurance	100/20	-	-	-	-	142.75	-	-	-	150.00	-	9712	18/9/98	26.00	5.49	20.00	14.01	157.46	0.91
Delta Life Insurance	100/5	100	513.00	510.00	511.75	500.25	11.50	-	-	470.00	-	9712	27/8/98	-	-	35.00	6.84	100.00	5.12
Eastern Insurance	100/20	60	142.00	141.00	141.50	139.50	2.00	-	-	205.31	-	9712	12/8/98	28.93	4.89	20.00	14.13	158.46	0.89
Eastland Insurance	100/20	80	150.75	150.75	150.75	155.25	(4.50)	-	-	180.00	-	9712	27/7/98	31.01	4.86	18.00	11.94	213.01	0.71
Federal Insurance	100/50	100	115.00	115.00	115.00	125.00	(10.00)	-	-	158.00	-	9712	17/12/98	17.77	6.47	15.00	13.04	153.86	0.75
Green Delta Insurance	100/10	-	-	-	-	406.75	-	-	-	425.00	-	9712	25/6/98	58.11	7.00	35.00	8.60	282.66	1.44
Janata Insurance	100/20	220	125.00	117.00	122.00	130.00	(8.00)	140	120.25	130.00	(9.75)	9712	12/10/98	71.90	1.70	10.00	8.20	177.33	0.69
Karnaphuli Insurance	100/20	200	133.00	130.00	130.75	132.00	(1.25)	-	-	-	-	9712	24/9/98	21.11	6.19	18.00	13.77	181.20	0.72
National Life Insurance	100/20	50	170.00	170.00	170.00	171.00	(1.00)	-	-	270.00	-	9712	4/7/98	-	-	-	-	100.00	1.70
People Insurance	100/20	-	-	-	-	640.00	-	20.00	694.00	670.00	24.00	9712	7/9/98	31.34	20.42	21.00	3.28	243.19	2.63
Phoenix Insurance	100/20	1,340	254.75	245.00	252.00	250.75	1.25	-	-	226.00	-	9712	20/5/98	38.56	6.54	30.00	11.90	205.42	1.23
Pragati Insurance	100/10	-	-	-	-	407.75	-	-	-	390.00	-	9712	22/7/98	79.08	5.16	35.00	8.58	438.47	0.93
Purabi Insurance	100/50	-	-	-	-	83.25	-	-	-	-	-	9712	17/12/98	14.00	5.95	5.00	6.01	114.20	0.73
Reliance Insurance	100/50	200	298.00	292.25	294.00	309.50	(15.50)	-	-	380.00	-	9712	22/6/98	50.43	5.83	30.00	10.20	363.45	0.81
Rupali Insurance	100/20	300	196.75	195.00	195.75	195.75	-	-	-	180.00	-	9712	10/9/98	32.55	6.01	25.00	12.77	254.12	0.77
Sandhani Life Insurance	100/50	100	81.50	81.25	81.25	83.00	(1.75)	-	-	90.00	-	9712	10/12/98	-	-	5.00	6.15	100.00	0.81
United Insurance	100/10	70	238.00	238.00	238.00	236.00	2.00	-	-	-	-	9712	17/5/98	27.90	8.53	20.00	8.40	206.28	1.15

DEBENTURE

Name	Nature of Debenutre	Year of Float	Date of Maturity	Date of Conversion	Interest Due	FV/ML Tk/Nos	Day's Closing Price DSE Tk	Day's Closing Price CSE Tk
Aramit Cement	14%, 20% Convertible, 80% Redeemable	1998	September, 2008	September, 2000	Mar, Sep	2500/2		
BCIL	17%, 20% Convertible, 80% Redeemable	1993	December 31, 1999	February 1, 1995	Jan, Jul	480/1		
BD Luggage	14%, 20% Convertible, 80% Redeemable	1996	September 5, 2003	September 5, 1998	Mar, Sep	2500/2		
BD Zipper	14%, 20% Convertible, 80% Redeemable	1995	August 1, 2002	August 1, 1997	Feb, Aug	1800/2		
BEXIMCO	17%, 100% Redeemable	1989	October 11, 1998		Oct, Apr	162/1		
Beximco Denims	14%, 100% Redeemable	1995	July 10, 2005		Jan, Jul	2500/2		
Beximco Fisheries	14%, 100% Redeemable	1994	May 1, 2004		Jan, Jul	2571.42/1		
Beximco Infusion	17%, 100% Redeemable	1992	October 31, 2000		Oct, Apr	700/2		
Beximco Synthetics	14%, 100% Redeemable	1993	September 1, 2003		Mar, Sep	1963/2		
Beximco Textile	14%, 100% Redeemable	1995	July 1, 2005		Jan, Jul	2500/2	2,160.00	
Beximco Knitting	14%, 20% Convertible, 80% Redeemable	1994	July 1, 2004	July 1, 1995	Jan, Jul	2056/2		
Eastern Housing	15%, 10% Convertible, 90% Redeemable	1994	January 1, 2000	July 1, 1995	Jan, Jul	1687.5/1		

COMPANY CALENDAR

Company	Declaration Year End	Declaration Div/Bon/Right	Book Closure From	Book Closure To	AGM/EGM Date & Time	AGM/EGM Venue
Usmania Glass	9806	15%	03/04/99	23/04/99	23/4/99 10am	Reg. Office
BATBC	9812	50%	19/04/99	17/05/99		
National Tubes	9806	30%	09/04/99	21/04/99	21/4/99	Eng. Inst. Dhaka
NTC	9812	22%	07/04/99	21/04/99	21/4/99 3pm	Hotel Sheraton
Reckitt & Colman	9901	30%	03/05/99	17/05/99	17/5/99	Hotel Agrabad, Ctg.
Bex Infusions Deb			13/04/99	29/04/99		
United Leasing	9812	25%	23/04/99	20/05/99	20/5/99 3.30pm	Hotel Sonargaon
Singer BD	9901	30% F	05/05/99	18/05/99	18/5/99	Factory Premises
Delta Life	EGM				15/5/99 10am	Hotel Purbani
Anwar Galva	9806	15%	22/04/99	28/04/99	28/4/99 3.30pm	Factory Premises

Company	Declaration Year End	Declaration Div/Bon/Right	Book Closure From	Book Closure To	AGM/EGM Date & Time	AGM/EGM Venue
IPO:						
Saiko Spinning	Subscription - from April 4 to April 18					
Rangpur Foundry	Subscription - from April 11 to April 22					
Paragon Leather	9806				26/5/99 11am	Foy's Lake Eye Hos.

NOTES

FV/ML	: Face Value / Market Lots	Vol	: Volume	P/E (x)	: Price/Earning (Times)	Price/NAV(x)	: Price/Net Asset Value(Times)	Avg:	: Average	Nos	: Numbers
TK/Nos	: Taka/Number of Shares	EPS	: Earning Per Share	DPS	: Dividend Per Share	Tkm	: Taka in Million	Prev.	: Previous	Chg.	: Change

Prepared by The Daily Star in collaboration with Securities Consultants Limited