STAR 50 Index

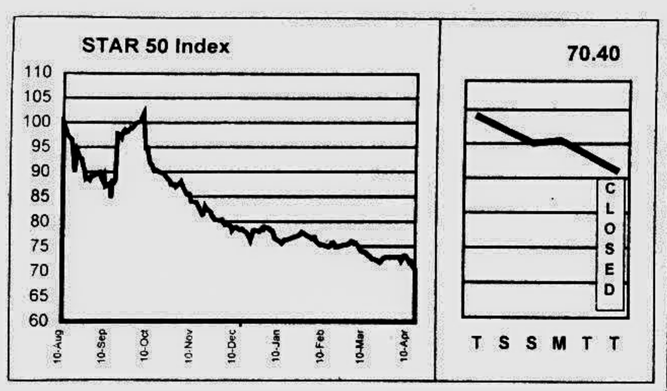

Fifty companies have been chosen for calculation of the **STAR 50 Index** based on their market capitalisation, liquidity, free float and corporate track record. The **Base Period** for the Index is **August 10, 1998**. The calculation has been done according to the widely used International Finance Corporation formula.

DSE All Share Price Index

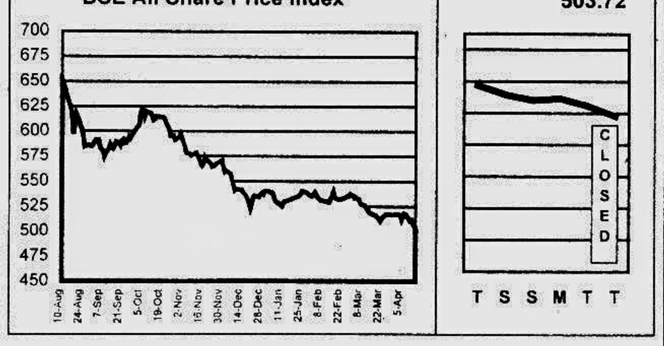

CSE All Share Price Index

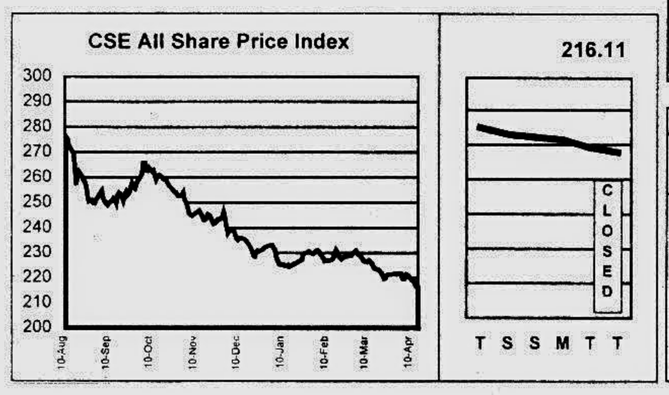

DAY'S MARKET

April 15, 1999

	DSE	CSE
All Share Price Index	503.72	216.11
Change in Index (pts)	(4.42)	(0.85)
Change in Index (%)	-0.87%	-0.39%
Market Capitalisation (cr Tk)	4,587.18	3,913.96
Market Capitalisation (mil US$)	955.66	815.41
Turnover Volume ('000)	1,896	725
Turnover Value (cr Tk)	12.38	4.68
No. of Issues Traded	145	58
No. of Issues Gained	34	7
No. of Issues Incurred Loss	103	44
No. of Issues Unchanged	8	7
Price Earning Ratio (x)	6.29	6.31
Dividend Yield (%)	8.29	8.60

DAY'S MARKET LEADERS

TURNOVER LEADERS

	DSE	Vol '000	Value Tkm		CSE	Vol '000	Value Tkm
1	Samorita Hosp	244	43.78	1	Samorita Hosp	155	26.69
2	Sinobangla	637	12.55	2	Sinobangla	386	7.71
3	Dynamic Tex	108	10.06	3	Meghna Shrimp	24	2.69
4	Tulip Dairy	33	8.44	4	Beximco Pharma	34	1.28
5	Meghna Shrimp	54	5.99	5	Perfume Chemi	7	0.63
6	Gulf Food	36	5.89	6	Dynamic Tex	4	0.37
7	Imam Button	38	4.90	7	Saiham Tex	3	0.34
8	Fu-Wang Cera	32	4.62	8	Bengal Biscuits	2	0.30
9	Beximco Pharma	69	2.58	9	Padma Oil	2	0.28
10	Sajib Knit	24	2.45	10	Sajib Knit	3	0.26

CAPITAL GAINERS

	DSE	Vol '000	Change %		CSE	Vol '000	Change %
1	Samorita Hosp	244.25	11.68	1	Samorita Hosp	154.50	8.46
2	UCBL	0.02	9.96	2	Padma Oil	1.50	8.00
3	Dynamic Tex	108.12	6.90	3	Dynamic Tex	4.00	7.99
4	BD Lamps	0.13	6.09	4	Fu-Wang Cera	0.05	5.61
5	Rupan Oil	1.60	4.85	5	Ibn Sina	0.05	0.70
6	City Bank	0.01	4.51	6	Meghna Shrimp	24.16	0.45
7	Usmania Glass	0.06	3.22	7	Beximco Infu	0.08	0.31
8	Apex Spinning	4.54	2.79	8	-	-	-
9	Phonix Ins	0.90	2.77	9	-	-	-
10	Mordern Dyeing	0.05	2.56	10	-	-	-

CAPITAL LOSERS

	DSE	Vol '000	Change %		CSE	Vol '000	Change %
1	Tulip Dairy	33.30	(14.68)	1	Ambee Pharma	0.20	(8.01)
2	5th ICB M Fund	0.11	(8.59)	2	Eastern Cables	0.10	(6.67)
3	Dulamia Cotton	0.01	(8.00)	3	Gulf Food	1.30	(5.67)
4	Tamijuddin Tex	0.85	(5.38)	4	Monno Cera	0.15	(5.51)
5	Tallu Spinning	0.52	(5.00)	5	Mona Food	0.10	(4.62)
6	National Tubes	0.07	(4.88)	6	GQ Ball Pen	0.15	(4.35)
7	Amam Sea Food	0.05	(4.81)	7	Apex Footwaer	0.10	(4.07)
8	Gulf Food	36.00	(4.80)	8	Beximco Pharma	34.30	(3.88)
9	GQ Ball Pen	0.45	(4.70)	9	Apex Spinning	0.04	(3.81)
10	Prime Tex	3.80	(4.68)	10	GEM Knit	0.15	(3.50)

LEAGUE TABLE

Company Name	FV/ML	Market Performance: Dhaka Stock Exchange						Chittagong Stock Exchange				AGM		Financial Performance					
		Vol	Day's High	Day's Low	Day's Closing	Prev. Closing	Net Chg	Vol	Day's Closing	Prev. Closing	Net Chg	Year End	Date	EPS	P/E	DPS	Yield	NAV per Share	Price/ NAV
	Tk/nos	nos	Tk	Tk	Tk	Tk	Tk	nos	Tk	Tk	Tk	YM	D/M/Y	Tk	x	Tk	%	Tk	x
Banks																			
Al-Arafa	1000/5	100	1,110.00	1,082.00	1,091.25	1,079.00	12.25	-	-	1,030.00	-	9803	-	312.89	3.49	-	-	1,318.80	0.83
Al Baraka Bank	1000/1	-	-	-	-	980.00	-	-	-	-	-	9712	1/12/98	(624.64)	-	-	-	1,061.40	0.92
Arab Bangladesh Bank	100/5	-	-	-	-	95.00	-	-	-	95.00	-	9712	12/9/98	24.03	3.95	10.00	10.53	177.92	0.53
City Bank	100/5	10	110.00	110.00	110.00	105.25	4.75	-	-	110.00	-	9712	14/12/98	55.66	1.98	-	-	264.45	0.42
Eastern Bank	100/20	-	-	-	-	110.00	-	-	-	-	-	9712	12/11/98	57.14	1.93	-	-	159.58	0.69
IDLC	100/20	40	390.00	383.00	386.50	390.00	(3.50)	-	-	405.00	-	9712	2/6/98	50.60	6.48	30.00	7.76	214.74	1.80
IFIC Bank	100/5	225	107.00	106.00	106.25	105.00	1.25	-	-	97.00	-	9612	27/7/98	20.29	5.24	-	-	203.96	0.52
Islami Bank	1000/1	65	1,990.00	1,915.00	1,957.00	1,995.00	(38.00)	-	-	2,000.00	-	9712	20/8/98	322.18	6.07	21.00	1.07	3,925.20	0.50
National Bank	100/20	700	59.75	58.00	58.50	60.00	(1.50)	-	-	61.50	-	9712	24/11/98	43.47	1.35	-	-	261.19	0.22
Pubali Bank	100/5	-	-	-	-	112.75	-	50	95.00	95.00	-	9712	29/11/98	262.14	0.43	-	-	323.20	0.35
Rupali Bank	100/10	-	-	-	-	78.00	-	-	-	83.00	-	9712	20/3/99	0.81	96.30	-	-	143.23	0.54
UCBL	100/5	20	66.25	66.25	66.25	60.25	6.00	-	-	72.00	-	9612	27/8/97	34.66	1.91	-	-	198.58	0.33
United Leasing	100/20	-	-	-	-	613.00	-	-	-	-	-	9712	27/5/98	91.23	6.72	24.00	3.92	356.91	1.72
Uttara Bank	100/5	-	-	-	-	76.50	-	-	-	-	-	9712	24/11/98	4.98	15.36	-	-	304.72	0.25
Uttara Finance	100/50	200	168.00	166.00	167.00	165.00	2.00	-	-	166.00	-	9712	30/6/98	12.83	13.02	10.00	5.99	106.12	1.57
Investment																			
1st BSRS MF	100/50	-	-	-	-	64.00	-	-	-	69.00	-								
1st ICB MF	100/5	-	-	-	-	1,050.00	-	-	-	1,800.00	-	9806	21/10/98	119.44	8.79	70.00	6.67	359.74	2.92
2nd ICB MF	100/5	-	-	-	-	390.00	-	-	-	425.00	-	9806	21/10/98	10.49	37.18	30.00	7.69	141.57	2.75
3rd ICB MF	100/5	-	-	-	-	300.00	-	-	-	570.00	-	9806	21/10/98	18.69	16.05	35.00	11.67	234.79	1.28
4th ICB MF	100/10	-	-	-	-	280.00	-	-	-	230.00	-	9806	21/10/98	27.81	10.07	32.00	11.43	167.85	1.67
5th ICB MF	100/10	110	187.00	170.00	178.25	195.00	(16.75)	-	-	300.00	-	9806	21/10/98	16.93	10.53	22.00	12.34	134.46	1.33
6th ICB MF	100/10	30	132.00	132.00	132.00	132.50	(0.50)	-	-	140.75	-	9806	21/10/98	9.39	14.06	18.00	13.64	135.10	0.98
7th ICB MF	100/50	50	107.00	107.00	107.00	106.50	0.50	-	-	99.00	-	9806	21/10/98	6.72	15.92	14.00	13.08	119.42	0.90
8th ICB MF	100/50	250	99.50	98.25	98.75	97.00	1.75	-	-	110.00	-	9806	21/10/98	3.35	29.48	12.00	12.15	116.60	0.85
ICB	100/5	-	-	-	-	200.00	-	-	-	175.00	-	9806	21/10/98	22.06	9.07	7.00	3.50	285.84	0.70
Engineering																			
Aftab Automobile	100/5	145	160.00	157.50	158.00	159.00	(1.00)	50	161.00	161.25	(0.25)	9808	17/12/98	27.55	5.74	16.00	10.13	237.80	0.66
Anwar Galvanizing	100/50	550	158.00	154.25	156.25	159.25	(3.00)	-	-	157.25	-	9706	30/3/98	21.44	7.29	15.00	9.60	106.44	1.47
Atlas Bangladesh	10/50	500	140.00	139.00	139.20	140.00	(0.80)	-	-	-	-	9806	24/12/98	23.77	5.86	5.00	3.59	78.70	1.77
Aziz Pipe	100/5	660	498.00	485.00	496.00	484.25	11.75	-	-	480.00	-	9712	30/7/98	13.53	36.66	15.00	3.02	544.82	0.91
BD Autocars	100/5	445	102.50	99.00	101.25	103.00	(1.75)	360	102.25	103.50	(1.25)	9706	30/12/97	11.69	8.66	-	-	130.72	0.77
BD Lamps	100/5	130	460.00	445.25	453.00	427.00	26.00	-	-	470.00	-	9712	9/9/98	34.88	12.99	30.00	6.62	243.81	1.86
BEMCO	100/10	-	-	-	-	51.75	-	-	-	-	-	9712	30/12/98	(30.96)	-	-	-	76.67	0.67
Bengal Steel	10/50	-	-	-	-	1,113.70	-	-	-	-	-	9612	27/9/97	(1.40)	-	-	-	2.34	475.94
Eastern Cables	100/5	260	115.00	113.00	113.50	114.00	(0.50)	100	112.00	120.00	(8.00)	9706	30/3/98	7.68	14.78	-	-	137.77	0.82
Karim Pipe	100/5	250	93.00	90.00	91.50	94.25	(2.75)	-	-	-	-	9712	24/12/98	(22.77)	-	-	-	58.60	1.56
Kay & Que	100/50	50	158.00	158.00	158.00	161.50	(3.50)	-	-	200.00	-	9612	28/9/97	10.99	14.38	12.50	7.91	119.00	1.33
Metalex Corp.	100/5	-	-	-	-	88.00	-	-	-	-	-	9508	24/4/96	(562.54)	-	-	-	(3,101.00)	-
Monno Jute Staffler	100/5	-	-	-	-	270.00	-	-	-	-	-	9712	1/12/98	22.69	11.90	20.00	7.41	228.48	1.18
Monno Jutex	100/5	-	-	-	-	1,375.00	-	-	-	-	-	9806	2/12/98	101.90	13.49	75.00	5.45	689.99	1.99
National Tubes	100/10	70	386.00	385.25	385.25	405.00	(19.75)	-	-	-	-	9706	19/3/98	164.35	2.34	15.00	3.89	230.00	1.68
Olympic Industries	100/5	730	135.25	134.00	134.25	135.25	(1.00)	50	133.00	135.25	(2.25)	9703	22/12/97	19.22	6.98	20.00	14.90	184.61	0.73
Quasem Drycell	10/50	45,100	19.00	18.70	18.80	18.90	(0.10)	10,100	18.90	19.10	(0.20)	9806	10/12/98	1.77	10.62	2.00	10.64	26.33	0.71
Renwick Jajnes.	100/5	-	-	-	-	77.00	-	-	-	-	-	9806	31/12/98	(15.46)	-	-	-	(21.96)	-
Singer Bangladesh	100/5	255	1,178.00	1,141.00	1,157.75	1,177.50	(19.75)	-	-	-	-	9801	21/5/98	93.37	12.40	60.00	5.18	164.06	7.06
Thai Aluminum	100/10	40	200.00	198.00	199.50	204.25	(4.75)	-	-	227.50	-	9712	24/9/98	34.04	5.86	10.00	5.01	154.18	1.29
Wonderland Toys	100/50	1,550	70.25	69.25	69.50	71.00	(1.50)	-	-	71.00	-	9806	9/12/98	(11.25)	-	-	-	87.77	0.79
Food & Allied																			
AB Biscuit	100/5	-	-	-	-	70.00	-	-	-	-	-	9506	30/12/95	(26.78)	-	-	-	238.76	0.29
Alpha Tobacco	10/50	100	63.00	63.00	63.00	64.10	(1.10)	-	-	-	-	9810	9/4/99	7.32	8.61	5.25	8.33	77.96	0.81
Amam Sea Food	100/5	50	275.00	270.00	272.25	286.00	(13.75)	-	-	-	-	9806	7/12/98	(18.37)	-	-	-	1.03	264.32
AMCL (Pran)	100/10	430	269.00	266.00	266.50	270.75	(4.25)	-	-	265.00	-	9806	15/12/98	29.31	9.09	20.00	7.50	217.85	1.22
Apex Food	100/5	310	337.50	330.00	331.75	342.50	(10.75)	-	-	349.00	-	9806	24/12/98	19.57	16.95	20.00	6.03	669.59	0.50
Bangas	100/5	-	-	-	-	152.75	-	-	-	-	-	9706	29/12/97	10.92	13.99	-	-	145.40	1.05
BD Plantation	100/5	-	-	-	-	810.00	-	-	-	-	-	9806	15/12/98	23.83	33.99	-	-	255.05	3.18
Bengal Biscuit	100/20	15,840	123.50	120.75	121.25	123.25	(2.00)	2,460	123.00	124.25	(1.25)	9706	29/3/98	26.31	4.61	-	-	234.32	0.52
Beximco Fisheries	100/20	1,580	111.00	108.75	110.25	110.75	(0.50)	-	-	110.00	-	9712	19/11/98	18.53	5.95	20.00	18.14	132.82	0.83
BLTC	100/5	-	-	-	-	710.00	-	-	-	-	-	9712	29/9/98	77.11	9.21	45.00	6.34	1,487.90	0.48
BATBC	10/50	1,250	93.00	92.00	92.20	95.50	(3.30)	-	-	96.90	-	9712	21/5/98	12.16	7.58	8.00	8.68	35.63	2.59
Chittagong Vegetable	100/10	360	90.00	88.50	89.75	93.00	(3.25)	-	-	90.00	-	9806	30/12/98	(5.22)	-	-	-	226.32	0.40
Dhaka Fisheries	100/50	3,000	119.75	115.25	118.00	118.75	(0.75)	-	-	140.00	-	9806	17/12/98	4.21	28.03	-	-	117.01	1.01
Dhaka Vegetable	100/5	670	52.50	51.00	51.75	53.75	(2.00)	-	-	-	-	9506	10/9/97	(5.33)	-	-	-	108.80	0.48
EL Camelia	100/5	-	-	-	-	1,850.00	-	-	-	-	-	9612	11/10/97	(49.30)	-	-	-	(469.70)	-
Gachihata	100/50	2,150	53.25	52.25	52.50	53.50	(1.00)	450	53.25	53.75	(0.50)	9804	30/11/98	6.59	7.97	-	-	139.32	0.38
Gemini Sea Food	100/5	-	-	-	-	135.25	-	-	-	-	-	9709	12/12/98	12.87	10.51	10.00	7.39	108.50	1.25
Gulf Foods	100/50	36,000	170.25	162.25	163.50	171.75	(8.25)	1,300	166.50	176.50	(10.00)	9806	26/12/98	0.38	430.26	-	-	100.89	1.62
Hill Plantation	100/5	-	-	-	-	750.00	-	-	-	-	-	9806	15/12/98	145.92	5.14	15.00	2.00	430.72	1.74
Meghna Shrimp	100/20	53,680	114.00	108.00	111.50	109.50	2.00	24,160	111.50	111.00	0.50	9712	29/12/98	12.50	8.92	10.00	8.97	114.80	0.97
Meghna Vegetable Oil	100/50	550	119.00	117.00	118.75	121.50	(2.75)	-	-	95.00	-	9806	30/12/98	16.04	7.40	15.00	12.63	175.56	0.68
Modern Industries	100/5	-	-	-	-	95.00	-	-	-	-	-	9712	29/7/98	(15.23)	-	-	-	49.17	1.93
Mona Food	100/50	8,700	111.50	106.00	107.50	112.00	(4.50)	100	108.50	113.75	(5.25)	9806	29/12/98	6.71	16.02	5.00	4.65	109.24	0.98
NTC	100/5	-	-	-	-	432.00	-	-	-	321.00	-	9712	29/4/98	151.89	2.84	30.00	6.94	402.42	1.07
Rabeya Flour	10/50	-	-	-	-	-	-	-	-	-	-	9712	21/9/98	1.31	-	10.00	-	7.93	-
Rahima Food Corp.	100/50	950	60.00	58.50	59.25	60.00	(0.75)	-	-	60.25	-	9706	29/12/97	6.02	9.84	-	-	117.64	0.50
Raspit Food	100/50	5,850	165.00	161.00	162.25	166.75	(4.50)	-	-	135.25	-	9612	30/10/97	11.82	13.73	-	-	101.64	1.60
Rupon Oil	10/100	1,600	17.40	17.20	17.30	16.50	0.80	-	-	15.50	-	9706	12/8/98	0.11	157.27	-	-	32.14	0.54
Shyampur Sugar Mills	10/100	11,400	9.90	9.80	9.80	9.90	(0.10)	-	-	-	-	9706	31/3/98	(13.31)	-	-	-	(53.00)	-
Tripti Industries	100/5	1,355	83.50	81.50	82.75	83.75	(1.00)	70	83.75	86.00	(2.25)	9608	-	4.74	17.46	10.00	12.08	110.00	0.75
Tulip Dairy	100/5	33,390	325.00	248.00	252.75	296.25	(43.50)	-	-	-	-	9306	30/3/95	(35.14)	-	-	-	53.99	4.68
Yousuf Flour	10/50	-	-	-	-	-	-	-	-	-	-	9806	29/12/98	0.16	-	-	-	10.29	-
Zeal Bangla	10/50	32,200	10.20	10.10	10.10	10.10	-	-	-	-	-	9706	26/6/98	(7.46)	-	-	-	(36.50)	-
Fuel & Power																			
BOC	10/50	1,150	88.40	87.50	87.90	88.00	(0.10)	-	-	89.10	-	9808	1/2/99	7.79	11.28	3.80	4.32	48.08	1.83
Eastern Lubricant	10/50	-	-	-	-	144.50	-	-	-	-	-	9806	18/3/99	5.64	25.62	3.50	2.42	42.42	3.41
National Oxyg.	100/10	200	51.00	50.00	50.50	51.25	(0.75)	-	-	69.00	-	9606	30/6/97	(1,110.86)	-	-	-	(337.60)	-
Padma Oil	10/50	-	-	-	-	190.00	-	1,500	189.00	175.00	14.00	9806	21/3/99	16.55	11.48	4.50	2.37	80.57	2.36
Jute																			
Ahad Jute	100/10	-	-	-	-	-	-	-	-	-	-	9706	21/12/97	(5.28)	-	-	-	(372.90)	-
Islam Jute	100/5	-	-	-	-	106.00	-	-	-	-	-	9806	10/12/98	40.02	2.65	-	-	1,164.00	0.09
Jute Spinners	100/5	-	-	-	-	170.00	-	-	-	-	-	9806	31/3/99	29.55	5.75	15.00	8.82	724.38	0.23
Mutual Jute	100/5	-	-	-	-	-	-	-	-	-	-	9706	30/12/97	24.89	-	15.00	-	184.29	-
Northern Jute	10/200	12,800	31.50	30.20	30.50	30.40	0.10	-	-	-	-	9706	27/12/97	1.13	26.99	-	-	10.80	2.82
Saleh Carpet	10/200	26,400	7.00	6.80	6.80	6.90	(0.10)	-	-	-	-	9612	22/12/97	(12.81)	-	-	-	(104.30)	-
Sonali Ansh	100/5	-	-	-	-	290.00	-	-	-	-	-	9806	31/12/98	(33.65)	-	-	-	195.58	1.48
Textile																			
Al-Haj Textile	10/50	-	-	-	-	-	-	-	-	-	-	9706	24/12/97	1.56	-	10.00	-	11.76	-
Alltex Industries	100/50	3,550	53.50	52.50	53.00	53.25	(0.25)	1,350	53.25	54.00	(0.75)	9806	17/12/98	11.87	4.47	-	-	122.81	0.43
Anlima Yarn Dyeing	100/50	450	91.50	90.50	91.00	91.25	(0.25)	100	90.00	90.00	-	9806	30/12/98	15.26	5.95	10.00	10.99	105.24	0.86
Apex Spinning	100/20	4,540	120.00	116.00	119.75	116.50	3.25	40	120.00	124.75	(4.75)	9803	7/12/98	23.97	5.00	12.50	10.44	152.57	0.78

LEAGUE TABLE

Company Name	FV/ML	Market Performance: Dhaka Stock Exchange						Chittagong Stock Exchange				AGM		Financial Performance					
		Vol	Day's High	Day's Low	Day's Closing	Prev. Closing	Net Chg	Vol	Day's Closing	Prev. Closing	Net Chg	Year End	Date	EPS	P/E	DPS	Yield	NAV per Share	Price/ NAV
	Tk/nos	nos	Tk	Tk	Tk	Tk	Tk	nos	Tk	Tk	Tk	YM	D/M/Y	Tk	x	Tk	%	Tk	x
Pharma & Chemical																			
ACI	10/50	17,950	26.80	26.10	26.30	26.90	(0.60)	1,850	26.50	26.80	(0.30)	9712	23/7/98	3.73	7.05	3.00	11.41	39.36	0.67
Ambee Pharma	10/50	850	32.10	31.70	31.90	32.40	(0.50)	200	31.00	33.70	(2.70)	9712	12/9/98	2.40	13.29	2.50	7.84	11.48	2.78
Bangla Process	100/5	105	62.50	62.50	62.50	64.00	(1.50)	-	-	-	-	9706	29/12/97	3.26	19.17	-	-	148.65	0.42
BCIL	100/10	210	105.00	104.00	104.50	105.50	(1.00)	50	105.00	108.00	(3.00)	9806	17/12/98	14.63	7.14	10.00	9.57	146.68	0.71
Beximco Infusions	100/10	80	242.00	238.25	239.75	244.75	(5.00)	80	241.00	240.25	0.75	9712	15/11/98	45.80	5.23	25.00	10.43	160.03	1.50
Beximco Pharma	10/50	68,800	38.50	36.10	37.50	38.40	(0.90)	34,300	37.20	38.70	(1.50)	9712	10/12/98	8.25	4.55	3.00	8.00	64.37	0.58
Beximco Synthetics	100/20	1,140	158.75	156.50	157.25	159.75	(1.50)	80	157.00	159.00	(2.00)	9712	19/11/98	34.19	4.60	25.00	15.90	127.61	1.23
Glaxo Bangladesh	10/50	150	72.50	72.00	72.10	74.00	(1.90)	-	-	-	-	9612	30/4/98	6.78	10.63	2.75	3.81	42.45	1.70
Imam Button	100/50	37,700	136.50	128.00	130.00	133.75	(3.75)	500	131.00	134.50	(3.50)	9806	30/12/98	7.37	17.64	5.00	3.85	100.47	1.29
JH Chemical	100/50	-	-	-	-	164.25	-	-	-	164.25	-	9712	-	-	-	-	-	100.00	1.64
Kohinoor Chemicals	10/5	270	80.25	80.00	80.00	82.50	(2.50)	-	-	80.00	-	9406	27/2/95	(7.77)	-	-	-	(270.20)	-
Libra Pharma	100/20	-	-	-	-	268.00	-	-	-	245.00	-	9806	17/12/98	37.04	7.24	22.00	8.21	268.09	1.00
National Polymer	100/10	600	133.00	125.00	128.00	133.75	(5.75)	-	-	143.00	-	9706	29/9/97	38.82	3.30	20.00	15.63	169.44	0.76
Orion Infusion	100/20	-	-	-	-	40.75	-	-	-	34.43	-	9606	3/2/97	8.09	5.04	17.00	41.72	102.38	0.40
Perfume Chemical	100/50	7,950	92.00	90.50	91.75	91.75	-	6,850	92.25	92.75	(0.50)	9806	30/4/98	1.62	56.64	-	-	108.11	0.85
Petro Synthetic	10/50	500	23.20	21.00	21.70	21.60	0.10	-	-	-	-	9612	2/10/97	(10.66)	-	-	-	(41.17)	-
Pharma Ads	100/5	-	-	-	-	101.00	-	-	-	-	-	9706	29/12/97	(6.01)	-	-	-	117.61	0.86
Pharmaco	100/5	600	61.00	60.00	60.25	62.50	(2.25)	-	-	-	-	9806	31/3/99	2.75	21.91	-	-	61.34	0.98
Rahman Chemicals	100/10	560	50.75	48.75	49.75	51.50	(1.75)	-	-	-	-	9612	13/11/97	(11.71)	-	-	-	(47.06)	-
Reckitt & Colman	10/50	1,050	71.50	69.90	70.60	70.10	0.50	150	70.00	71.50	(1.50)	9801	19/5/98	4.83	14.62	2.75	3.90	25.63	2.75
Renata	100/5	-	-	-	-	385.00	-	-	-	-	-	9712	17/6/98	39.14	9.84	-	-	140.98	2.73
Square Pharma	100/20	180	676.00	673.00	674.00	677.50	(3.50)	40	673.00	674.75	(1.75)	9803	13/8/98	114.27	5.90	45.00	6.68	677.49	0.99
TBL	100/5	-	-	-	-	53.00	-	-	-	62.00	-	9712	30/7/98	(313.75)	-	-	-	(1,362.00)	-
The Ibnsina	100/10	70	148.00	148.00	148.00	150.00	(2.00)	50	143.00	142.00	1.00	9806	6/2/99	20.54	7.21	17.00	11.49	111.39	1.33
Wata Chemicals	100/20	60	150.00	150.00	150.00	152.00	(2.00)	-	-	200.00	-	9712	26/6/98	3.85	38.96	10.00	6.67	190.18	0.79
Paper & Printing																			
Azadi Printers	100/10	-	-	-	-	-	-	-	-	5.00	-	9606	24/12/97	(13.48)	-	-	-	(393.60)	-
Eagle Box	10/50	50	28.20	28.20	28.20	28.20	-	-	-	-	-	9806	9/11/98	(36.11)	-	-	-	(218.70)	-
MAQ Enterprises	100/50	650	56.00	55.25	55.50	56.50	(1.00)	-	-	57.75	-	9612	-	12.24	4.53	-	-	126.94	0.44
MAQ Paper	100/20	1,580	103.00	96.00	101.00	100.50	0.50	-	-	105.50	-	9712	20/9/98	18.47	5.47	10.00	9.90	123.04	0.82
Monospool Paper	100/5	640	60.75	58.25	59.50	62.00	(2.50)	-	-	-	-	9