The Daily Star BUSINESS

STAR 50 Index

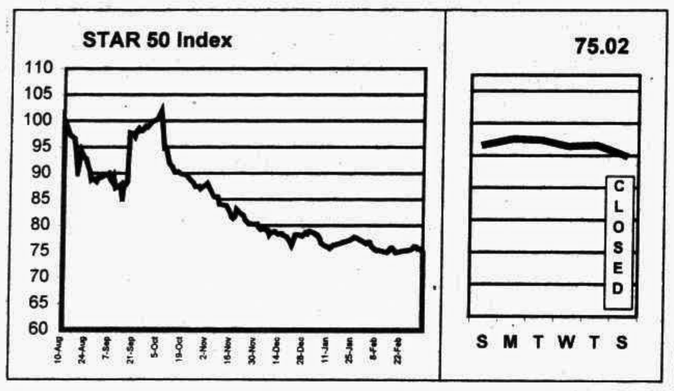

Fifty companies have been chosen for calculation of the **STAR 50 Index** based on their market capitalisation, liquidity, free float and corporate track record. The **Base Period** for the Index is **August 10, 1998**. The calculation has been done according to the widely used International Finance Corporation formula.

DSE All Share Price Index

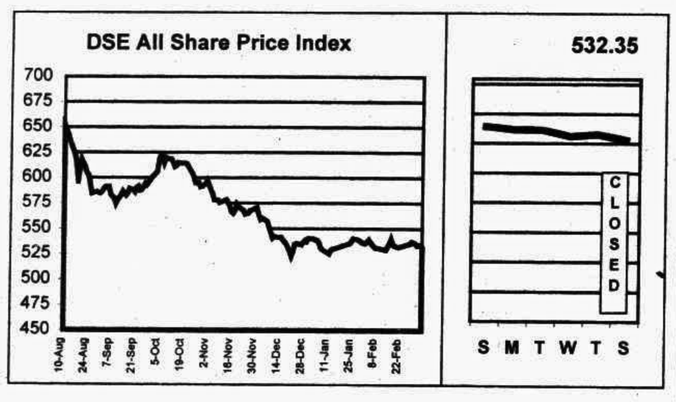

CSE All Share Price Index

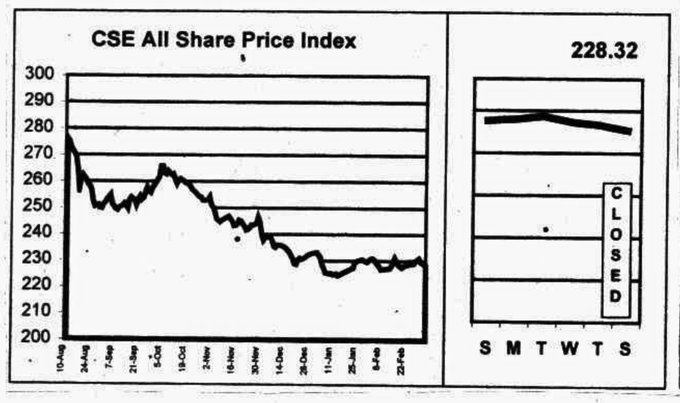

DAY'S MARKET

March 6, 1999

	DSE	CSE
All Share Price Index	532.35	228.32
Change in Index (pts)	(2.03)	(0.99)
Change in Index (%)	-0.38%	-0.43%
Market Capitalisation (cr Tk)	4,847.91	4,113.63
Market Capitalisation (mil US$)	1,009.98	857.01
Turnover Volume ('000)	4,225	1,333
Turnover Value (cr Tk)	21.14	7.37
No. of Issues Traded	159	63
No. of Issues Gained	43	12
No. of Issues Incurred Loss	106	46
No. of Issues Unchanged	10	5
Price Earning Ratio (x)	6.68	6.69
Dividend Yield (%)	7.79	8.04

DAY'S MARKET LEADERS

TURNOVER LEADERS

DSE	Vol '000	Value Tkm	CSE	Vol '000	Value Tkm
1 J H Chemi	408	77.76	1 J H Chemi	238	42.23
2 Sinobangla	1,524	29.71	2 Sinobangla	722	14.44
3 Gulf Food	66	11.36	3 Ctg. Cement	4	1.99
4 Rupan Oil	632	7.64	4 Ashraf Tex	99	1.77
5 Bengal Biscuits	47	6.69	5 Delta Millers	19	1.35
6 Dynamic Tex	74	4.57	6 Meghna Shrimp	11	1.30
7 Northern Jute	135	4.23	7 Samorita Hosp	7	1.04
8 Meghna Shrimp	36	4.09	8 Bengal Biscuits	6	0.84
9 Samorita Hosp	23	3.57	9 Gulf Food	4	0.68
10 Sajib Knit	24	2.34	10 Rupan Oil	55	0.67

CAPITAL GAINERS

DSE	Vol '000	Change %	CSE	Vol '000	Change %
1 National Oxygen	3.56	17.69	1 National Oxygen	0.40	14.84
2 Tamijuddin Tex	2.64	16.11	2 GQ Ball Pen	2.75	8.05
3 Dulamia Cotton	4.44	14.76	3 Anwar Galva	3.00	6.74
4 J H Chemi	407.65	12.37	4 Rupan Oil	55.10	2.52
5 Rahman Chemi	24.48	11.99	5 Prime Tex	2.30	2.26
6 BEMCO	0.05	8.33	6 Padma Tex	0.02	1.10
7 Karim Pipe	3.70	7.98	7 Apex Spinning	0.20	0.75
8 Uttara Bank	0.06	6.67	8 Apex Footwaer	0.20	0.72
9 TBL	0.02	6.67	9 Ashraf Tex	99.00	0.56
10 Northern Jute	134.80	6.44	10 Quasem Drycell	26.50	0.48

CAPITAL LOSERS

DSE	Vol '000	Change %	CSE	Vol '000	Change %
1 Monospool	7.63	(9.95)	1 CMC Kamal	0.10	(11.56)
2 Dynamic Tex	73.78	(9.16)	2 1st BSRS M Fund	0.15	(5.80)
3 Paper Pro	8.19	(8.20)	3 Eastern Cables	0.05	(4.27)
4 Rahim Tex	0.02	(7.69)	4 Ctg. Cement	3.98	(4.22)
5 Petro Synth	0.80	(7.02)	5 Chittagong Vege	2.13	(4.11)
6 Purobi Ins	0.10	(5.88)	6 Mona Food	1.85	(4.03)
7 Chittagong Vege	2.74	(5.39)	7 Perfume Chemi	4.15	(3.70)
8 Relience Ins	0.20	(5.17)	8 Central Ins	0.10	(3.64)
9 Quasem Silk	92.30	(5.06)	9 Sajib Knit	2.50	(3.62)
10 Bangla Pro	0.08	(4.41)	10 BD Autocars	5.01	(3.45)

LEAGUE TABLE

Company Name	FV/ML	Market Performance: Dhaka Stock Exchange						Chittagong Stock Exchange				AGM		Financial Performance					
		Vol	Day's High	Day's Low	Day's Closing	Prev. Closing	Net Chg	Vol	Day's Closing	Prev. Closing	Net Chg	Year End	Date	EPS	P/E	DPS	Yield	NAV per Share	Price/ NAV
	Tk/nos	nos	Tk	Tk	Tk	Tk	Tk	nos	Tk	Tk	Tk	YM	D/M/Y	Tk	x	Tk	%	Tk	x
Banks																			
Al-Arafa	1000/5	35	1,000.00	995.00	998.50	994.75	3.75												
Al Baraka Bank	1000/1					1,010.00	-			973.50	-	9803		312.89	3.19	-	-	1,318.80	0.76
Arab Bangladesh Bank	100/5	140	96.00	93.75	94.75	97.00	(2.25)					9712	1/12/98	(624.64)	-			1,081.40	0.95
City Bank	100/5	-	-	-	-	125.00	-	-	-	93.00	-	9712	12/9/98	24.03	3.94	10.00	10.55	177.92	0.53
Eastern Bank	100/20	-	-	-	-	110.00	-	-	-	220.00	-	9712	14/12/98	55.66	2.25	-	-	264.45	0.47
IDLC	100/20	-	-	-	-	467.50	-	-	-	-	-	9712	12/11/98	57.14	1.93	-	-	159.58	0.69
IFIC Bank	100/5	310	100.50	99.00	99.50	97.00	2.50	-	-	475.00	-	9712	2/6/98	59.60	7.84	30.00	6.42	214.74	2.18
Islami Bank	1000/1	35	1,990.00	1,984.00	1,985.00	1,986.50	(1.50)	-	-	97.00	-	9612	27/7/98	20.29	4.90	-	-	203.96	0.49
National Bank	100/20	3,100	65.50	63.00	63.25	63.75	(0.50)	-	-	1,890.00	-	9712	20/8/98	322.18	6.16	21.00	1.06	3,925.20	0.51
Pubali Bank	100/5	-	-	-	-	110.00	-	-	-	62.25	-	9712	24/11/98	43.47	1.46	-	-	261.19	0.24
Rupali Bank	100/10	-	-	-	-	80.00	-	-	-	95.00	-	9712	29/11/98	262.14	0.42	-	-	323.20	0.34
UCBL	100/5	30	74.75	72.00	72.25	70.00	2.25	-	-	70.00	-	9612	30/5/98	1.36	58.82	-	-	(134.40)	-
United Leasing	100/20	60	700.00	680.00	686.50	710.00	(23.50)	-	-	78.00	-	9612	27/8/97	34.66	2.08	-	-	198.58	0.36
Uttara Bank	100/5	60	80.00	80.00	80.00	75.00	5.00	-	-	-	-	9712	27/5/98	91.23	7.52	24.00	3.50	356.91	1.92
Uttara Finance	100/50	-	-	-	-	190.50	-	-	-	190.25	-	9712	24/11/98	4.98	16.06	-	-	304.72	0.26
Investment												9712	30/6/98	12.83	14.85	10.00	5.25	106.12	1.80
1st BSRS MF	100/50	500	68.00	67.25	67.50	68.25	(0.75)	150	69.00	73.25	(4.25)								
1st ICB MF	100/5	10	980.00	980.00	980.00	1,010.00	(30.00)	-	-	1,800.00	-	9806	21/10/98	119.44	8.20	70.00	7.14	359.74	2.72
2nd ICB MF	100/5	30	380.00	350.00	363.25	370.00	(6.75)	-	-	425.00	-	9806	21/10/98	10.49	35.27	30.00	8.26	141.57	2.57
3rd ICB MF	100/5	-	-	-	-	289.00	-	-	-	570.00	-	9806	21/10/98	18.69	15.46	35.00	12.11	234.79	1.23
4th ICB MF	100/10	-	-	-	-	265.00	-	-	-	230.00	-	9806	21/10/98	27.81	9.53	32.00	12.08	167.65	1.58
5th ICB MF	100/10	30	176.00	160.00	168.00	175.00	(7.00)	-	-	300.00	-	9806	21/10/98	16.93	9.92	22.00	13.10	134.46	1.25
6th ICB MF	100/10	130	140.00	140.00	140.00	143.50	(3.50)	-	-	140.75	-	9806	21/10/98	9.39	14.91	18.00	12.86	135.10	1.04
7th ICB MF	100/50	-	-	-	-	122.00	-	-	-	124.00	-	9806	21/10/98	6.72	18.15	14.00	11.48	119.42	1.02
8th ICB MF	100/50	200	111.50	110.50	111.00	113.00	(2.00)	-	-	110.00	-	9806	21/10/98	3.35	33.13	12.00	10.81	116.60	0.95
ICB	100/5	-	-	-	-	200.00	-	-	-	175.00	-	9806	21/10/98	22.06	9.07	7.00	3.50	285.84	0.70
Engineering																			
Aftab Automobile	100/5	135	165.00	163.00	163.50	164.00	(0.50)	90	163.00	164.00	(1.00)	9808	17/12/98	27.55	5.93	16.00	9.79	237.80	0.69
Anwar Galvanizing	100/50	6,350	174.00	164.00	170.75	163.00	7.75	3,000	170.25	159.50	10.75	9706	30/3/98	21.44	7.96	15.00	8.78	106.44	1.60
Atlas Bangladesh	10/50	-	-	-	-	135.60	-	-	-	-	-	9706	28/12/97	22.39	6.06	15.00	11.06	59.89	2.26
Aziz Pipe	100/5	55	520.00	500.00	510.75	520.75	(10.00)	-	-	521.25	-	9712	30/7/98	13.53	37.75	15.00	2.94	544.82	0.94
BD Autocars	100/5	1,235	119.25	117.00	118.25	120.25	(2.00)	5,010	119.00	123.25	(4.25)	9706	30/12/97	11.69	10.12	-	-	130.72	0.90
BD Lamps	100/5	145	515.00	490.00	506.00	503.75	2.25	-	-	552.50	-	9712	9/9/98	34.88	14.51	30.00	5.93	243.81	2.08
BEMCO	100/10	50	65.00	65.00	65.00	60.00	5.00	-	-	-	-	9712	30/12/98	(30.96)	-	-	-	76.62	0.85
Bengal Steel	10/50	-	-	-	-	1,113.70	-	-	-	-	-	9612	27/9/97	(1.40)	-	-	-	2.34	475.94
Eastern Cables	100/5	810	122.75	120.00	120.75	121.50	(0.75)	50	117.75	123.00	(5.25)	9706	30/3/98	7.68	15.72	-	-	137.77	0.88
Karim Pipe	100/5	3,700	108.00	96.25	101.50	94.00	7.50	-	-	-	-	9712	24/12/98	(22.77)	-	-	-	58.60	1.73
Kay & Que	100/50	1,050	186.00	184.75	185.00	186.75	(1.75)	-	-	200.00	-	9612	28/9/97	10.99	16.83	12.50	6.76	119.00	1.55
Metalex Corp.	100/5	-	-	-	-	104.00	-	-	-	-	-	9506	24/4/96	(562.54)	-	-	-	(3,101.00)	-
Monno Jute Staffier	100/5	10	300.00	300.00	300.00	290.00	10.00	-	-	-	-	9712	1/12/98	22.69	13.22	20.00	6.67	228.48	1.31
Monno Jutex	100/5	-	-	-	-	1,260.00	-	-	-	-	-	9806	2/12/98	101.90	12.37	75.00	5.95	689.99	1.83
National Tubes	100/10	40	401.00	396.00	399.50	410.00	(10.50)	-	-	-	-	9706	19/3/98	164.35	2.43	15.00	3.75	230.00	1.74
Olympic Industries	100/5	2,275	139.00	138.00	138.00	139.25	(1.25)	100	139.00	140.00	(1.00)	9703	22/12/97	19.22	7.18	20.00	14.49	184.61	0.75
Quasem Drycell	10/50	77,700	21.40	21.00	21.00	21.20	(0.20)	26,500	21.10	21.00	0.10	9806	10/12/98	1.77	11.86	2.00	9.52	26.33	0.80
Renwick Jajnes.	100/5	-	-	-	-	86.00	-	-	-	-	-	9806	31/12/98	(15.46)	-	-	-	(21.96)	-
Singer Bangladesh	100/5	260	1,260.00	1,251.50	1,255.25	1,268.75	(13.50)	-	-	-	-	9801	21/5/98	93.37	13.44	60.00	4.78	164.06	7.65
Thai Aluminum	100/10	-	-	-	-	270.00	-	-	-	265.00	-	9712	24/9/98	34.04	7.93	10.00	3.70	154.18	1.75
Wonderland Toys	100/50	7,300	80.75	78.00	78.25	78.75	(0.50)	1,250	78.75	80.00	(1.25)	9806	9/12/98	(11.25)	-	-	-	87.77	0.89
Food & Allied																			
AB Biscuit	100/5	-	-	-	-	70.00	-	-	-	-	-	9506	30/12/95	(26.78)	-	-	-	238.76	0.29
Alpha Tobacco	10/50	200	71.00	70.10	70.50	71.90	(1.40)	-	-	-	-	9709	25/3/98	5.82	12.11	5.00	7.09	75.89	0.93
Amam Sea Food	100/5	75	276.00	270.00	273.50	272.00	1.50	-	-	-	-	9806	7/12/98	(18.37)	-	-	-	1.03	265.53
AMCL (Pran)	100/10	410	267.50	264.00	265.50	268.25	(2.75)	-	-	260.25	-	9806	15/12/98	29.31	9.06	20.00	7.53	217.85	1.22
Apex Food	100/5	685	395.00	385.00	386.75	390.00	(3.25)	-	-	401.75	-	9806	24/12/98	19.57	19.76	20.00	5.17	669.59	0.58
Bangas	100/5	5	153.00	153.00	153.00	158.00	(5.00)	-	-	-	-	9706	29/12/97	10.92	14.01	-	-	145.40	1.05
BD Plantation	100/5	-	-	-	-	810.00	-	-	-	-	-	9706	28/12/97	(128.98)	-	-	-	(345.10)	-
Bengal Biscuit	100/20	46,780	149.00	142.00	143.00	146.00	(3.00)	5,880	143.50	146.00	(2.50)	9706	29/3/98	26.31	5.44	-	-	234.32	0.61
Beximco Fisheries	100/20	2,860	120.00	118.50	118.75	119.50	(0.75)	240	118.25	120.00	(1.75)	9712	19/11/98	18.53	6.41	20.00	16.84	132.82	0.89
BLTC	100/5	-	-	-	-	700.00	-	-	-	-	-	9712	29/9/98	77.11	9.08	45.00	6.43	1,487.90	0.47
BATBC	10/50	20,500	90.50	90.00	90.40	91.90	(1.50)	-	-	90.20	-	9712	21/5/98	12.16	7.43	8.00	8.85	35.63	2.54
Chittagong Vegetable	100/10	2,740	108.00	100.00	101.00	106.75	(5.75)	2,130	99.25	103.50	(4.25)	9806	30/12/98	(5.22)	-	-	-	226.32	0.45
Dhaka Fisheries	100/50	4,050	143.00	136.00	136.50	140.25	(3.75)	-	-	140.00	-	9806	17/12/98	4.21	32.42	-	-	117.01	1.17
Dhaka Vegetable	100/5	10,620	68.00	61.00	63.00	60.00	3.00	-	-	-	-	9506	10/9/97	(5.33)	-	-	-	108.80	0.58
EL Camelia	100/5	-	-	-	-	1,850.00	-	-	-	-	-	9612	11/10/97	(49.30)	-	-	-	(469.70)	-
Gachihata	100/50	10,600	59.50	57.25	57.50	59.25	(1.75)	2,800	58.25	59.75	(1.50)	9804	30/11/98	6.59	8.73	-	-	139.32	0.41
Gemini Sea Food	100/5	30	171.75	171.00	171.50	170.00	1.50	-	-	-	-	9709	12/12/98	12.87	13.33	10.00	5.83	108.50	1.58
Gulf Foods	100/50	65,950	179.75	170.00	172.25	174.00	(1.75)	3,850	176.00	178.00	(2.00)	9806	28/12/98	0.38	453.29	-	-	100.89	1.71
Hill Plantation	100/5	-	-	-	-	750.00	-	-	-	-	-	9706	28/12/97	(29.32)	-	-	-	(43.43)	-
Meghna Shrimp	100/20	36,400	118.00	112.00	112.25	115.25	(3.00)	11,440	114.00	115.25	(1.25)	9712	29/12/98	12.50	8.98	10.00	8.91	114.80	0.98
Meghna Vegetable Oil	100/50	1,150	133.50	131.25	132.50	133.25	(0.75)	-	-	135.00	-	9806	30/12/98	16.04	8.26	15.00	11.32	175.56	0.75
Modern Industries	100/5	-	-	-	-	93.00	-	-	-	-	-	9712	29/7/98	(15.23)	-	-	-	49.17	1.89
Mona Food	100/50	15,450	123.75	118.00	118.75	121.75	(3.00)	1,850	119.00	124.00	(5.00)	9806	29/12/98	6.71	17.70	5.00	4.21	109.24	1.09
NTC	100/5	20	450.00	450.00	450.00	435.25	14.75	-	-	321.00	-	9712	29/4/98	151.89	2.96	30.00	6.67	402.42	1.12
Rabeya Flour	10/50	-	-	-	-	-	-	-	-	-	-	9712	21/9/98	1.31	-	10.00	-	7.93	-
Rahima Food Corp.	100/50	8,350	69.00	67.75	67.75	69.00	(1.25)	6,050	67.25	67.50	(0.25)	9706	29/12/97	6.02	11.25	-	-	117.64	0.58
Raspit Food	100/50	12,800	178.75	173.00	173.25	174.75	(1.50)	-	-	170.75	-	9612	30/10/97	11.82	14.66	-	-	101.64	1.70
Rupon Oil	10/100	631,800	12.30	12.00	12.10	11.70	0.40	55,100	12.20	11.90	0.30	9706	12/8/98	0.11	110.00	-	-	32.14	0.38
Shyampur Sugar Mills	10/100	39,500	10.40	10.20	10.20	10.30	(0.10)	-	-	-	-	9706	31/3/98	(13.31)	-	-	-	(53.00)	-
Tripti Industries	100/5	2,185	88.50	86.75	87.00	88.00	(1.00)	350	87.75	89.00	(1.25)	9608	-	4.74	18.35	10.00	11.49	110.00	0.79
Tulip Dairy	100/5	4,740	212.00	209.00	211.00	210.00	1.00	-	-	-	-	9306	30/3/95	(35.14)	-	-	-	53.99	3.91
Yousuf Flour	10/50	-	-	-	-	-	-	-	-	-	-	9806	29/12/98	0.16	-	-	-	10.29	-
Zeal Bangla	10/50	21,700	10.30	10.20	10.20	10.20	-	-	-	-	-	9706	26/8/98	(7.46)	-	-	-	(36.50)	-
Fuel & Power																			
BOC	10/50	900	91.00	90.00	90.20	89.90	0.30	350	89.20	90.00	(0.80)	9808	1/2/99	7.79	11.58	3.80	4.21	48.08	1.88
Eastern Lubricant	10/50	50	100.00	100.00	100.00	100.00	-	-	-	-	-	9706	12/3/98	6.29	15.90	3.50	3.50	40.27	2.48
National Oxyg.	100/10	3,560	78.00	66.50	76.50	65.00	11.50	400	73.50	64.00	9.50	9606	30/6/97	(1,110.86)	-	-	-	(337.60)	-
Padma Oil	10/50	-	-	-	-	186.50	-	-	-	189.80	-	9706	24/3/98	14.29	13.05	3.00	1.61	68.52	2.72
Jute																			
Ahad Jute	100/10	-	-	-	-	-	-	-	-	-	-	9706	21/12/97	(5.28)	-	-	-	(372.90)	-
Islam Jute	100/5	-	-	-	-	106.00	-	-	-	-	-	9806	10/12/98	40.02	2.65	-	-	1,164.00	0.09
Jute Spinners	100/5	-	-	-	-	220.00	-	-	-	-	-	9706	29/3/98	28.56	7.70	15.00	6.82	(58.08)	-
Mutual Jute	100/5	-	-	-	-	-	-	-	-	-	-	9706	30/12/97	24.89	-	15.00	-	184.29	-
Northern Jute	10/200	134,800	33.00	30.10	31.40	29.50	1.90	-	-	-	-	9706	27/12/97	1.13	27.79	-	-	10.80	2.91
Saleh Carpet	10/200	233,800	7.10	6.90	6.90	6.90	-	-	-	-	-	9612	22/12/97	(12.81)	-	-	-	(104.30)	-
Sonali Ansh	100/5	-	-	-	-	278.00	-	-	-	-	-	9806	31/12/98	(33.65)	-	-	-	195.56	1.42
Textile																			
Al-Haj Textile	10/50	-	-	-	-	-	-	-	-	-	-	9706	24/12/97	1.56	-	10.00	-	11.76	-
Alltex Industries	100/50	8,800	59.00	57.25	57.50	57.50	-	200	57.25	58.00	(0.75)	9806	17/12/98	11.87	4.84	-	-	122.81	0.47
Anlima Yarn Dyeing	100/50	4,850	93.00	91.50	91.75	93.00	(1.25)	1,300	92.00	92.25	(0.25)	9806	30/12/98	15.26	6.01	10.00	10.90	105.24	0.87
Apex Spinning	100/20	3,140	144.00	135.00	137.75	139.00	(1.25)	200	135.00	134.00	1.00	9803	7/12/98	23.97	5.75	12.50	9.07	152.57	0.90

LEAGUE TABLE

Company Name	FV/ML	Market Performance: Dhaka Stock Exchange						Chittagong Stock Exchange				AGM		Financial Performance					
		Vol	Day's High	Day's Low	Day's Closing	Prev. Closing	Net Chg	Vol	Day's Closing	Prev. Closing	Net Chg	Year End	Date	EPS	P/E	DPS	Yield	NAV per Share	Price/ NAV
	Tk/nos	nos	Tk	Tk	Tk	Tk	Tk	nos	Tk	Tk	Tk	YM	D/M/Y	Tk	x	Tk	%	Tk	x
Pharma & Chemical																			
ACI	10/50	11,300	29.50	28.50	28.50	28.90	(0.40)	6,350	28.70	28.70	-	9712	23/7/98	3.73	7.64	3.00	10.53	39.36	0.72
Ambee Pharma	10/50	2,750	36.00	35.00	35.30	35.20	0.10	-	-	35.50	-	9712	12/9/98	2.40	14.71	2.50	7.08	11.48	3.07
Bangla Process	100/5	75	86.00	79.00	81.25	85.00	(3.75)	-	-	-	-	9706	28/12/97	3.26	24.92	-	-	148.65	0.55
BCIL	100/10	250	118.00	116.25	117.25	119.25	(2.00)	-	-	120.00	-	9806	17/12/98	14.63	8.01	10.00	8.53	146.68	0.80
Beximco Infusions	100/10	4,840	281.75	270.00	272.75	276.25	(3.50)	-	-	278.50	-	9712	15/11/98	45.80	5.96	25.00	9.17	160.03	1.70
Beximco Pharma	10/50	19,000	44.40	43.50	43.80	44.30	(0.50)	7,000	43.90	44.20	(0.30)	9712	10/12/98	8.25	5.31	3.00	6.85	64.37	0.68
Beximco Synthetics	100/20	1,680	171.00	169.75	170.00	170.50	(0.50)	120	167.50	172.00	(4.50)	9712	19/11/98	34.19	4.97	25.00	14.71	127.61	1.33
Glaxo Bangladesh	10/50	-	-	-	-	70.00	-	-	-	-	-	9612	30/4/98	6.78	10.32	2.75	3.93	42.45	1.65
Imam Button	100/50	10,100	163.00	156.50	157.50	159.50	(2.00)	300	158.75	161.50	(2.75)	9806	30/12/98	7.37	21.37	5.00	3.17	100.47	1.57
JH Chemical	100/50	407,650	198.00	170.00	190.75	169.75	21.00	237,900	177.50	180.25	(2.75)	9712	-	-	-	-	-	100.00	1.91
Kohinoor Chemicals	100/5	1,890	96.00	92.00	93.50	93.25	0.25	-	-	80.00	-	9406	27/2/95	(7.77)	-	-	-	(270.20)	-
Libra Pharma	100/20	-	-	-	-	260.00	-	-	-	245.00	-	9806	17/12/98	37.04	7.02	22.00	8.46	268.09	0.97
National Polymer	100/10	180	155.00	148.00	150.25	141.75	8.50	-	-	155.00	-	9706	29/9/97	38.82	3.87	20.00	13.31	169.44	0.89
Orion Infusion	100/20	-	-	-	-	40.75	-	-	-	34.43	-	9606	3/2/97	8.09	5.04	17.00	41.72	102.38	0.40
Perfume Chemical	100/50	10,200	108.00	103.00	104.25	107.75	(3.50)	4,150	104.00	108.00	(4.00)	9806	30/4/98	1.62	64.35	-	-	108.11	0.96
Petro Synthetic	10/50	800	28.00	27.60	27.80	29.90	(2.10)	-	-	-	-	9612	2/10/97	(10.66)	-	-	-	(41.17)	-
Pharma Aids	100/5	-	-	-	-	100.50	-	-	-	-	-	9706	29/12/97	(6.01)	-	-	-	117.61	0.85
Pharmaco	100/5	14,480	90.00	80.00	80.50	82.75	(2.25)	-	-	-	-	9706	30/3/98	3.14	25.64	-	-	58.58	1.37
Rahman Chemicals	100/10	24,480	80.00	70.00	74.75	66.75	8.00	-	-	-	-	9612	13/11/97	(11.71)	-	-	-	(47.06)	-
Reckitt & Colman	10/50	50	75.00	75.00	75.00	76.40	(1.40)	-	-	86.00	-	9801	19/5/98	4.83	15.53	2.75	3.67	25.63	2.93
Renata	100/5	-	-	-	-	350.00	-	-	-	-	-	9712	17/6/98	39.14	8.94	-	-	140.98	2.48
Square Pharma	100/20	60	680.00	678.00	679.25	678.75	0.50	20	674.00	672.00	2.00	9803	13/8/98	114.27	5.94	45.00	6.62	677.49	1.00
TBL	100/5	20	72.00	72.00	72.00	67.50	4.50	-	-	62.00	-	9712	30/7/98	(313.75)	-	-	-	(1,362.00)	-
The Ibnsina	100/10	20	154.00	154.00	154.00	154.00	-	-	-	162.00	-	9706	5/3/98	19.15	8.04	15.00	9.74	108.49	1.42
Wata Chemicals	100/20	20	171.00	171.00	171.00	171.00	-	-	-	200.00	-	9712	26/8/98	3.85	44.42	10.00	5.85	190.18	0.90
Paper & Printing																			
Azadi Printers	100/10	-	-	-	-	-	-	-	-	5.00	-	9606	24/12/97	(13.48)	-	-	-	(393.60)	-
Eagle Box	10/50	-	-	-	-	84.00	-	-	-	-	-	9806	9/11/98	(36.11)	-	-	-	(218.70)	-
MAQ Enterprises	100/50	1,800	63.50	61.75	62.50	63.25	(0.75)	-	-	61.00	-	9612	-	12.24	5.11	-	-	126.94	0.49
MAQ Paper	100/20	240	99.50	99.00	99.25	102.00	(2.75)	-	-	105.50	-	9712	20/9/98	18.47	5.37	10.00	10.08	123.04	0.81
Monospool Paper	100/5	7,630	115.00	97.50	99.50	110.50	(11.00)	-	-	-	-	9806	15/9/98	1.88	52.93	-	-	178.33	0.56
Padma Printers	10/50	17,800	21.00	19.20	20.00	19.30	0.70	-	-	22.30	-	9612	23/12/96	-	-	-	-	10.00	2.00
Paper Process	100/10	8,190	107.00	98.00	100.75	109.75	(9.00)