STAR 50 Index

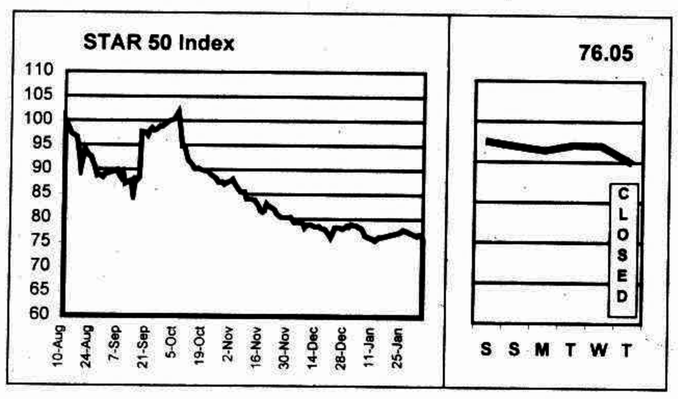

Fifty companies have been chosen for calculation of the **STAR 50 Index** based on their market capitalisation, liquidity, free float and corporate track record. The **Base Period** for the Index is **August 10, 1998**. The calculation has been done according to the widely used International Finance Corporation formula.

DSE All Share Price Index

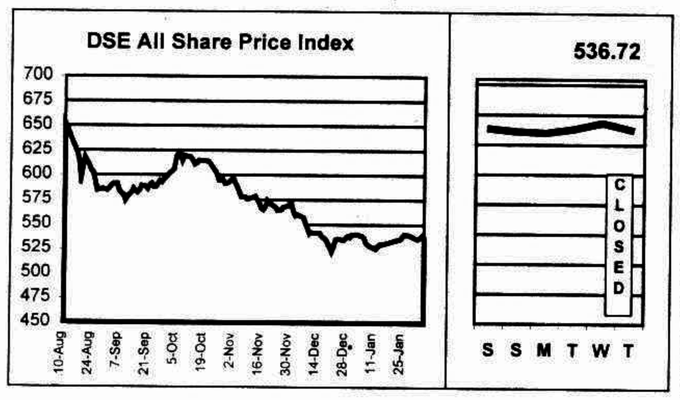

CSE All Share Price Index

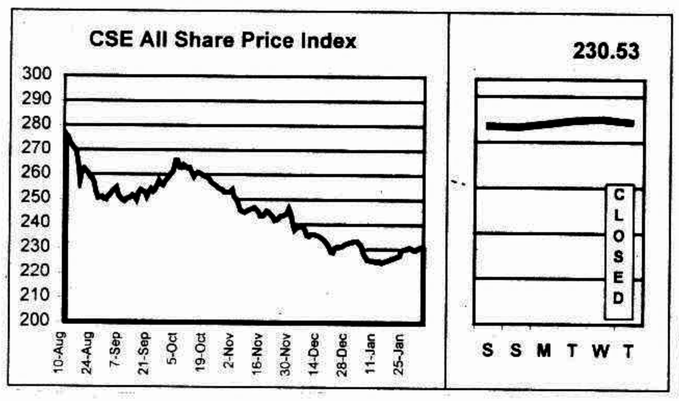

DAY'S MARKET

February 4, 1999

	DSE	CSE
All Share Price Index	536.72	230.53
Change in Index (pts)	(2.39)	(0.48)
Change in Index (%)	-0.44%	-0.21%
Market Capitalisation (cr Tk)	4,877.66	4,129.66
Market Capitalisation (mil US$)	1,016.18	860.34
Turnover Volume ('000)	2,112	810
Turnover Value (cr Tk)	20.59	7.88
No. of Issues Traded	159	63
No. of Issues Gained	58	25
No. of Issues Incurred Loss	84	36
No. of Issues Unchanged	17	2
Price Earning Ratio (x)	6.84	6.86
Dividend Yield (%)	7.61	7.86

DAY'S MARKET LEADERS

TURNOVER LEADERS

	DSE	Vol '000	Value Tkm		CSE	Vol '000	Value Tkm
1	J H Cherni	309	49.88	1	Samorita Hosp	144	29.22
2	Samorita Hosp	115	24.65	2	J H Cherni	32	6.90
3	Bengal Biscuits	123	20.44	3	Paragon Leather	78	6.56
4	Paragon Leather	134	11.18	4	Meghna Shrimp	39	4.42
5	Imam Button	50	7.23	5	Mita Tex	40	3.06
6	Mona Food	54	7.14	6	Imam Button	17	2.50
7	Wonderland Toys	78	6.96	7	Bengal Biscuits	15	2.44
8	Sajib Knit	40	4.54	8	Ctg. Cement	4	1.76
9	Meghna Shrimp	36	3.95	9	Perfume Cherni	15	1.62
10	Raspit Food	22	3.84	10	Tripti Industry	15	1.38

CAPITAL GAINERS

	DSE	Vol '000	Change %		CSE	Vol '000	Change %
1	Samorita Hosp	114.65	19.11	1	BD Autocars	5.59	18.62
2	Renwick Jaj	1.29	18.30	2	Wonderland Toys	4.45	18.47
3	Pharmaco	8.10	17.89	3	Samorita Hosp	144.10	12.02
4	Tamijuddin Tex	0.96	12.92	4	Sreepur Tex	6.80	11.79
5	GEM Knit	8.25	11.27	5	M Hossain Gar	0.15	9.62
6	Padma Printer	0.10	9.20	6	Apex Spinning	0.08	9.38
7	Dulamia Cotton	1.18	8.38	7	Tripti Industry	15.07	7.35
8	Glaxo Welcome	2.70	8.27	8	J H Cherni	31.95	6.40
9	Wata Cherni	0.10	7.62	9	Prime Tex	12.05	4.93
10	TBL	0.06	7.27	10	BATBC	0.35	4.83

CAPITAL LOSERS

	DSE	Vol '000	Change %		CSE	Vol '000	Change %
1	J H Cherni	309.35	(8.64)	1	Dulamia Cotton	0.11	(17.06)
2	BEMCO	0.01	(8.54)	2	Monno Cera	0.07	(14.13)
3	Mithun Corpn	9.60	(7.45)	3	Meghna Shrimp	39.32	(7.79)
4	BD Zipper	16.35	(6.83)	4	HR Tex	1.15	(7.35)
5	UCBL	0.02	(6.67)	5	Federal Ins	0.05	(5.67)
6	Samata Leather	25.65	(6.45)	6	Reckitt & Col	0.10	(6.59)
7	HR Tex	8.40	(5.61)	7	BD Luggage	0.15	(5.88)
8	Meghna Shrimp	35.84	(5.36)	8	Imam Button	17.00	(5.46)
9	Raspit Food	21.55	(5.19)	9	Meghna Vege	0.20	(5.10)
10	Perfume Cherni	5.20	(4.77)	10	BD Zipper	0.80	(4.86)

LEAGUE TABLE

Company Name	FV/ML	Market Performance: Dhaka Stock Exchange						Chittagong Stock Exchange				AGM		Financial Performance					
		Vol	Day's High	Day's Low	Day's Closing	Prev. Closing	Net Chg	Vol	Day's Closing	Prev. Closing	Net Chg	Year End	Date	EPS	P/E	DPS	Yield	NAV per Share	Price/ NAV
	Tk/nos	nos	Tk	Tk	Tk	Tk	Tk	nos	Tk	Tk	Tk	YM	D/M/Y	Tk	x	Tk	%	Tk	x
Banks																			
Al-Arafa	1000/5	65	1,020.00	1,005.00	1,009.50	1,015.00	(5.50)	-	-	1,000.00	-	9803	-	312.89	3.23	-	-	1,318.80	0.77
Al Baraka Bank	1000/1	2	1,050.00	1,050.00	1,050.00	1,050.00	-	-	-	-	-	9712	1/12/98	(624.64)	-	-	-	1,061.40	0.99
Arab Bangladesh Bank	100/5	50	95.00	95.00	95.00	91.00	4.00	-	-	93.00	-	9712	12/9/98	24.03	3.95	10.00	10.53	177.92	0.53
City Bank	100/5	-	-	-	-	110.00	-	-	-	220.00	-	9712	14/12/98	55.66	1.98	-	-	264.45	0.42
Eastern Bank	100/20	-	-	-	-	110.00	-	-	-	-	-	9712	12/11/98	57.14	1.93	-	-	159.58	0.69
IDLC	100/20	120	485.50	480.00	482.75	486.00	(3.25)	-	-	475.00	-	9712	2/6/98	59.60	8.10	30.00	6.21	214.74	2.25
IFIC Bank	100/5	15	101.00	100.00	100.50	100.00	0.50	-	-	97.00	-	9612	27/7/98	20.29	4.95	-	-	203.96	0.49
Islami Bank	1000/1	31	2,000.00	2,000.00	2,000.00	2,000.00	-	-	-	2,000.00	-	9712	20/8/98	322.18	6.21	21.00	1.05	3,925.20	0.51
National Bank	100/20	1,600	64.00	63.50	63.75	64.00	(0.25)	-	-	65.50	-	9712	24/11/98	43.47	1.47	-	-	261.19	0.24
Pubali Bank	100/5	-	-	-	-	105.00	-	-	-	95.00	-	9712	29/11/98	262.14	0.40	-	-	323.20	0.32
Rupali Bank	100/10	20	90.00	90.00	90.00	85.00	5.00	-	-	70.00	-	9612	30/5/98	1.36	66.18	-	-	(134.40)	-
UCBL	100/5	15	70.00	70.00	70.00	75.00	(5.00)	-	-	76.00	-	9612	27/8/97	34.66	2.02	-	-	198.58	0.35
United Leasing	100/20	-	-	-	-	920.00	-	-	-	-	-	9712	27/5/98	91.23	10.08	24.00	2.61	356.91	2.58
Uttara Bank	100/5	-	-	-	-	86.25	-	-	-	-	-	9712	24/11/98	4.98	17.32	-	-	304.72	0.28
Uttara Finance	100/50	300	199.25	197.00	198.25	198.00	0.25	-	-	202.00	-	9712	30/6/98	12.83	15.45	10.00	5.04	196.12	1.67
Investment																			
1st BSRS MF	100/50	300	69.00	68.00	68.25	68.00	0.25	-	-	73.25	-	-	-	-	-	-	-	-	-
1st ICB MF	100/5	-	-	-	-	1,010.00	-	-	-	1,800.00	-	9806	21/10/98	119.44	8.46	70.00	6.93	359.74	2.81
2nd ICB MF	100/5	-	-	-	-	540.00	-	-	-	425.00	-	9806	21/10/98	10.49	51.48	30.00	5.56	141.57	3.81
3rd ICB MF	100/5	-	-	-	-	330.00	-	-	-	570.00	-	9806	21/10/98	18.69	17.66	35.00	10.61	234.79	1.41
4th ICB MF	100/10	-	-	-	-	240.00	-	-	-	732.00	-	9806	21/10/98	27.81	8.63	32.00	13.33	167.65	1.43
5th ICB MF	100/10	-	-	-	-	175.00	-	-	-	300.00	-	9806	21/10/98	16.93	10.34	22.00	12.57	134.46	1.30
6th ICB MF	100/10	50	146.25	146.25	146.25	146.25	-	-	-	118.00	-	9806	21/10/98	9.39	15.58	18.00	12.31	135.10	1.08
7th ICB MF	100/50	250	130.00	130.00	130.00	123.50	6.50	-	-	124.00	-	9806	21/10/98	6.72	19.35	14.00	10.77	119.42	1.09
8th ICB MF	100/50	200	111.00	110.25	110.50	112.00	(1.50)	-	-	115.00	-	9806	21/10/98	3.35	32.99	12.00	10.86	116.60	0.95
ICB	100/5	-	-	-	-	200.00	-	-	-	175.00	-	9806	21/10/98	22.06	9.07	7.00	3.50	285.84	0.70
Engineering																			
Aftab Automobile	100/5	530	167.00	163.75	165.75	162.75	3.00	-	-	168.00	-	9808	17/12/98	27.55	6.02	16.00	9.65	237.80	0.70
Anwar Galvanizing	100/50	400	175.00	172.00	172.75	170.50	2.25	-	-	179.25	-	9706	30/3/98	21.44	8.06	15.00	8.68	106.44	1.62
Atlas Bangladesh	10/50	1,650	133.00	129.00	131.10	128.90	2.20	-	-	-	-	9706	28/12/97	22.39	5.86	15.00	11.44	59.89	2.19
Aziz Pipe	100/5	490	614.50	614.00	614.00	614.00	-	-	-	610.00	-	9712	30/7/98	13.53	45.38	15.00	2.44	544.82	1.13
BD Autocars	100/5	27,645	103.50	92.75	94.00	89.50	4.50	5,585	103.50	87.25	16.25	9706	30/12/97	11.69	8.04	-	-	130.72	0.72
BD Lamps	100/5	225	580.00	560.00	569.00	580.25	(11.25)	-	-	650.00	-	9712	9/9/98	34.88	16.31	30.00	5.27	243.81	2.33
BEMCO	100/10	10	75.00	75.00	75.00	82.00	(7.00)	-	-	-	-	9712	30/12/98	(30.96)	-	-	-	76.67	0.98
Bengal Steel	10/50	-	-	-	-	1,113.70	-	-	-	-	-	9612	27/9/97	(1.40)	-	-	-	2.34	475.94
Eastern Cables	100/5	1,480	115.75	115.00	115.00	116.00	(1.00)	140	116.50	116.00	0.50	9706	30/3/98	7.68	14.97	-	-	137.77	0.83
Karim Pipe	100/5	400	101.00	93.50	96.75	94.75	2.00	-	-	-	-	9712	24/12/98	(22.77)	-	-	-	58.60	1.65
Kay & Que	100/50	450	196.00	191.50	193.50	194.00	(0.50)	-	-	200.00	-	9612	26/9/97	10.99	17.61	12.50	6.46	119.00	1.63
Metalex Corp.	100/5	-	-	-	-	108.00	-	-	-	-	-	9506	24/4/96	(562.54)	-	-	-	(3,101.00)	-
Monno Jute Staffler	100/5	-	-	-	-	290.00	-	-	-	-	-	9712	1/12/98	22.69	12.78	20.00	6.90	228.48	1.27
Monno Jutex	100/5	15	1,280.00	1,280.00	1,280.00	1,220.00	60.00	-	-	-	-	9806	2/12/98	101.90	12.56	75.00	5.86	689.99	1.86
National Tubes	100/10	10	425.00	425.00	425.00	425.00	-	-	-	-	-	9706	19/3/98	164.35	2.59	15.00	3.53	230.00	1.85
Olympic Industries	100/5	8,595	145.00	135.25	138.75	138.50	0.25	920	142.75	139.00	3.75	9703	22/12/97	19.22	7.22	20.00	14.41	184.61	0.75
Quasem Drycell	10/50	53,800	21.40	21.00	21.00	21.10	(0.10)	6,100	21.00	21.10	(0.10)	9806	10/12/98	1.77	11.86	2.00	9.52	26.33	0.80
Renwick Jajnes	100/5	1,285	70.50	60.00	69.50	58.75	10.75	-	-	-	-	9806	31/12/98	(15.46)	-	-	-	(21.96)	-
Singer Bangladesh	100/5	265	1,374.00	1,360.00	1,364.25	1,368.50	(4.25)	-	-	-	-	9601	21/5/98	93.37	14.61	60.00	4.40	164.06	8.32
Thai Aluminum	100/10	-	-	-	-	277.00	-	-	-	380.00	-	9712	24/9/98	34.04	8.14	10.00	3.61	154.18	1.80
Wonderland Toys	100/50	78,400	98.00	88.00	88.75	83.50	5.25	4,450	93.00	78.50	14.50	9806	9/12/98	(11.25)	-	-	-	87.77	1.01
Food & Allied																			
AB Biscuit	100/5	-	-	-	-	70.00	-	-	-	-	-	9506	30/12/95	(26.78)	-	-	-	238.76	0.29
Alpha Tobacco	10/50	300	70.10	70.00	70.00	71.10	(1.10)	-	-	-	-	9709	25/3/98	5.82	12.03	5.00	7.14	75.89	0.92
Amam Sea Food	100/5	20	325.00	323.00	324.00	321.50	2.50	-	-	-	-	9806	7/12/98	(18.37)	-	-	-	1.03	314.56
AMCL (Pran)	100/10	760	269.50	265.00	266.25	269.50	(3.25)	-	-	268.25	-	9806	15/12/98	29.31	9.08	20.00	7.51	217.85	1.22
Apex Food	100/5	385	428.00	417.00	421.25	431.00	(9.75)	-	-	422.75	-	9806	24/12/98	19.57	21.53	20.00	4.75	669.99	0.63
Bangas	100/5	240	160.00	155.00	155.75	155.00	0.75	-	-	-	-	9706	29/12/97	10.92	14.26	-	-	145.40	1.07
BD Plantation	100/5	-	-	-	-	810.00	-	-	-	-	-	9706	28/12/97	(128.98)	-	-	-	(345.10)	-
Bengal Biscuit	100/20	123,340	167.00	162.25	165.75	163.75	2.00	14,740	165.50	164.00	1.50	9706	29/3/98	26.31	6.30	-	-	234.32	0.71
Beximco Fisheries	100/20	1,020	111.25	109.00	109.50	111.75	(2.25)	200	110.00	108.00	2.00	9712	19/11/98	18.53	5.91	20.00	18.26	132.82	0.82
BLTC	100/5	-	-	-	-	680.00	-	-	-	-	-	9712	29/9/98	77.11	8.82	45.00	6.62	1,487.90	0.46
BATBC	10/50	50	90.20	90.20	90.20	94.00	(3.80)	350	93.30	89.00	4.30	9712	21/5/98	12.16	7.42	8.00	8.87	35.63	2.53
Chittagong Vegetable	100/10	570	97.00	91.00	95.25	93.25	2.00	530	93.50	92.50	1.00	9806	30/12/98	(5.22)	-	-	-	226.32	0.42
Dhaka Fisheries	100/50	14,250	146.50	140.25	144.25	139.75	4.50	-	-	125.00	-	9806	17/12/98	4.21	34.26	-	-	117.01	1.23
Dhaka Vegetable	100/5	3,480	58.00	54.50	55.75	54.00	1.75	-	-	-	-	9506	10/9/97	(5.33)	-	-	-	108.80	0.51
EL Camelia	100/5	-	-	-	-	1,650.00	-	-	-	-	-	9612	11/10/97	(49.30)	-	-	-	(469.70)	-
Gachihata	100/50	34,600	55.00	52.00	52.75	53.50	(0.75)	1,200	53.00	54.25	(1.25)	9804	30/11/98	6.59	8.00	-	-	139.32	0.38
Gemini Sea Food	100/5	-	-	-	-	148.25	-	-	-	-	-	9709	12/12/98	12.87	11.52	10.00	6.75	108.50	1.37
Gulf Foods	100/50	15,700	177.00	171.00	171.75	173.50	(1.75)	-	-	177.75	-	9806	28/12/98	0.38	451.97	-	-	100.89	1.70
Hill Plantation	100/5	-	-	-	-	830.00	-	-	-	-	-	9706	28/12/97	(29.32)	-	-	-	(43.43)	-
Meghna Shrimp	100/20	35,840	120.00	108.00	110.25	116.50	(6.25)	39,320	112.50	122.00	(9.50)	9712	29/12/98	12.50	8.82	10.00	9.07	114.80	0.96
Meghna Vegetable Oil	100/50	1,050	140.00	138.00	139.00	139.00	-	200	135.00	142.25	(7.25)	9806	30/12/98	16.04	8.67	15.00	10.79	175.56	0.79
Modern Industries	100/5	-	-	-	-	85.00	-	-	-	-	-	9712	29/7/98	(15.23)	-	-	-	49.17	1.73
Mona Food	100/50	54,300	136.00	131.25	131.50	131.25	0.25	5,050	131.76	133.25	(1.50)	9806	29/12/98	6.71	19.60	5.00	3.80	109.24	1.20
NTC	100/5	195	425.00	420.00	423.00	424.00	(1.00)	-	-	321.00	-	9712	29/4/98	151.89	2.78	30.00	7.09	402.42	1.05
Rabeya Flour	10/50	-	-	-	-	-	-	-	-	-	-	9712	21/9/98	1.31	-	10.00	-	7.93	-
Rahima Food Corp.	100/50	23,650	74.00	71.00	71.25	70.50	0.75	10,450	72.00	71.50	0.50	9706	29/12/97	6.02	11.84	-	-	117.64	0.61
Raspit Food	100/50	21,550	189.00	174.00	178.00	187.75	(9.75)	-	-	178.00	-	9612	30/10/97	11.82	15.06	-	-	101.54	1.75
Rupon Oil	10/100	70,400	11.00	10.70	10.70	10.90	(0.20)	3,200	10.90	10.70	0.20	9706	12/8/98	0.11	97.27	-	-	32.14	0.33
Shyampur Sugar Mills	10/100	28,700	10.00	9.50	9.80	10.00	(0.20)	-	-	-	-	9706	31/3/98	(13.31)	-	-	-	(53.00)	-
Tripti Industries	100/5	24,105	92.00	84.00	88.50	85.25	3.25	15,070	91.25	85.00	6.25	9608	-	4.74	18.67	10.00	11.30	110.00	0.80
Tulip Dairy	100/5	5,110	225.00	216.00	218.00	225.00	(7.00)	-	-	-	-	9306	30/3/95	(35.14)	-	-	-	53.99	4.04
Yousuf Flour	10/50	-	-	-	-	-	-	-	-	-	-	9806	29/12/98	0.16	-	-	-	10.29	-
Zeal Bangla	10/50	20,300	9.80	9.50	9.60	9.80	(0.20)	-	-	-	-	9706	26/8/98	(7.46)	-	-	-	(36.50)	-
Fuel & Power																			
BOC	10/50	3,350	98.00	93.00	96.60	97.60	(1.00)	-	-	93.60	-	9808	1/2/99	7.79	12.40	3.80	3.93	48.08	2.01
Eastern Lubricant	10/50	200	195.00	195.00	195.00	195.70	(0.70)	-	-	-	-	9706	12/3/98	6.29	31.00	3.50	1.79	40.27	4.84
National Oxyg	100/10	-	-	-	-	48.00	-	-	-	72.00	-	9606	30/6/97	(1,110.86)	-	-	-	(337.60)	-
Padma Oil	10/50	-	-	-	-	189.00	-	-	-	215.90	-	9706	24/3/98	14.29	13.23	3.00	1.59	68.52	2.76
Jute																			
Ahad Jute	100/10	-	-	-	-	-	-	-	-	-	-	9706	21/12/97	(5.28)	-	-	-	(372.90)	-
Islam Jute	100/5	-	-	-	-	106.00	-	-	-	-	-	9806	10/12/98	40.02	2.65	-	-	1,164.00	0.09
Jute Spinners	100/5	-	-	-	-	220.00	-	-	-	-	-	9706	29/3/98	28.56	7.70	15.00	6.82	(58.08)	-
Mutual Jute	100/5	-	-	-	-	-	-	-	-	-	-	9706	30/12/97	24.89	-	15.00	-	184.29	-
Northern Jute	10/200	2,600	25.00	24.80	24.90	25.00	(0.10)	-	-	-	-	9706	27/12/97	1.13	22.04	-	-	10.80	2.31
Saleh Carpet	10/200	117,000	7.10	6.90	6.90	7.00	(0.10)	-	-	-	-	9612	22/12/97	(12.81)	-	-	-	(104.30)	-
Sonali Ansh	100/5	-	-	-	-	230.00	-	-	-	-	-	9806	31/12/98	(33.65)	-	-	-	195.56	1.18
Textile																			
Al-Haj Textile	10/50	-	-	-	-	-	-	-	-	-	-	9706	24/12/97	1.56	-	10.00	-	11.76	-
Alltex Industries	100/50	13,650	58.00	56.25	56.50	57.75	(1.25)	3,050	57.25	58.50	(1.25)	9806	17/12/98	11.87	4.76	-	-	122.81	0.46
Anlima Yarn Dyeing	100/50	19,200	101.00	94.00	94.50	98.50	(4.00)	11,250	97.25	99.25	(2.00)	9806	30/12/98	15.26	6.19	10.00	10.58	105.24	0.90
Apex Spinning	100/20	100	111.00	111.00	111.00	109.00	2.00	80	113.75	104.00	9.75	9803	7/12/98	23.97	4.63	12.50	11.26	152.57	0.73

LEAGUE TABLE

Company Name	FV/ML	Market Performance: Dhaka Stock Exchange						Chittagong Stock Exchange				AGM		Financial Performance					
		Vol	Day's High	Day's Low	Day's Closing	Prev. Closing	Net Chg	Vol	Day's Closing	Prev. Closing	Net Chg	Year End	Date	EPS	P/E	DPS	Yield	NAV per Share	Price/ NAV
	Tk/nos	nos	Tk	Tk	Tk	Tk	Tk	nos	Tk	Tk	Tk	YM	D/M/Y	Tk	x	Tk	%	Tk	x
Pharma & Chemical																			
ACI	10/50	28,750	27.70	27.10	27.20	27.70	(0.50)	14,200	27.00	27.90	(0.90)	9712	23/7/98	3.73	7.29	3.00	11.03	39.36	0.69
Ambee Pharma	10/50	20,300	36.00	34.00	34.60	34.90	(0.30)	-	-	34.50	-	9712	12/9/98	2.40	14.42	2.50	7.23	11.48	3.01
Bangla Process	100/5	-	-	-	-	80.50	-	-	-	-	-	9706	28/12/97	3.26	24.69	-	-	148.65	0.54
BCIL	100/10	360	120.00	118.50	118.75	119.50	(0.75)	40	122.00	127.75	(5.75)	9806	17/12/98	14.63	8.12	10.00	8.42	146.68	0.81
Beximco Infusions	100/10	1,150	279.00	276.00	276.25	275.00	1.25	-	-	280.00	-	9712	15/11/98	45.80	6.03	25.00	9.05	160.03	1.73
Beximco Pharma	10/50	85,450	45.00	43.20	43.60	45.30	(1.70)	17,300	43.60	45.50	(1.90)	9712	10/12/98	8.25	5.28	3.00	6.88	64.37	0.68
Beximco Synthetics	100/20	2,420	167.00	166.00	166.75	167.00	(0.25)	80	166.00	167.00	(1.00)	9712	19/11/98	34.19	4.88	25.00	14.99	127.61	1.31
Glaxo Bangladesh	10/50	2,700	63.00	57.90	60.20	55.60	4.60	-	-	-	-	9612	30/4/98	6.78	8.88	2.75	4.57	42.45	1.42
Imam Button	100/50	49,750	155.00	144.50	145.25	147.00	(1.75)	17,000	147.25	155.75	(8.50)	9806	30/12/98	7.37	19.71	5.00	3.44	100.47	1.45
JH Chemical	100/50	309,350	180.00	158.25	161.25	176.50	(15.25)	31,950	216.00	203.00	13.00	9712	-	-	-	-	-	100.00	1.61
Kohinoor Chemicals	100/5	520	92.00	86.00	91.25	88.50	2.75	-	-	80.00	-	9406	27/2/95	(7.77)	-	-	-	(270.20)	-
Libra Pharma	100/20	40	290.00	290.00	290.00	280.00	10.00	-	-	245.00	-	9806	17/12/98	37.04	7.83	22.00	7.59	268.09	1.08
National Polymer	100/10	190	137.50	136.00	136.50	136.50	-	-	-	173.00	-	9706	29/9/97	38.82	3.52	20.00	14.65	169.44	0.81
Orion Infusion	100/20	-	-	-	-	40.75	-	-	-	34.43	-	9606	3/2/97	8.09	5.04	17.00	41.72	102.38	0.40
Perfume Chemical	100/50	5,200	110.00	101.25	104.75	110.00	(5.25)	14,900	108.50	113.50	(5.00)	9806	30/4/98	1.62	64.56	-	-	108.11	0.97
Petro Synthetic	10/50	1,300	20.20	19.00	19.90	19.90	-	-	-	-	-	9612	2/10/97	(10.66)	-	-	-	(41.17)	-
Pharma Aids	100/5	-	-	-	-	95.25	-	-	-	-	-	9706	29/12/97	(6.01)	-	-	-	117.61	0.81
Pharmaco	100/5	8,100	65.25	56.00	64.25	54.50	9.75	-	-	-	-	9706	30/3/98	3.14	20.46	-	-	58.58	1.10
Rahman Chemicals	10/10	4,000	48.00	42.50	43.50	41.50	2.00	-	-	-	-	9612	13/11/97	(11.71)	-	-	-	(47.06)	-
Reckitt & Colman	10/50	350	80.00	80.00	80.00	80.60	(0.60)	100	78.00	83.50	(5.50)	9801	19/5/98	4.83	16.56	2.75	3.44	25.63	3.12
Renata	100/5	-	-	-	-	340.00	-	-	-	-	-	9712	17/6/98	39.14	8.69	-	-	140.98	2.41
Square Pharma	100/20	860	680.00	678.00	679.00	679.00	-	50	667.50	675.00	(7.50)	9803	13/8/98	114.27	5.94	45.00	6.63	677.49	1.00
TBL	100/5	60	60.00	59.00	59.00	55.00	4.00	-	-	62.00	-	9712	30/7/98	(313.75)	-	-	-	(1,362.00)	-
The Ibnsina	100/10	10	160.00	160.00	160.00	160.00	-	-	-	163.00	-	9706	5/3/98	19.15	8.36	15.00	9.38	108.49	1.47
Wata Chemicals	100/20	100	180.00	180.00	180.00	167.25	12.75	-	-	172.50	-	9712	26/8/98	3.85	46.75	10.00	5.56	190.18	0.95
Paper & Printing																			
Azadi Printers	100/10	-	-	-	-	-	-	-	-	5.00	-	9606	24/12/97	(13.48)	-	-	-	(393.60)	-
Eagle Box	10/50	-	-	-	-	84.00	-	-	-	-	-	9806	9/11/98	(36.11)	-	-	-	(218.70)	-
MAQ Enterprises	100/50	3,800	62.50	60.25	61.50	64.25	(2.75)	-	-	64.00	-	9612	-	12.24	5.02	-