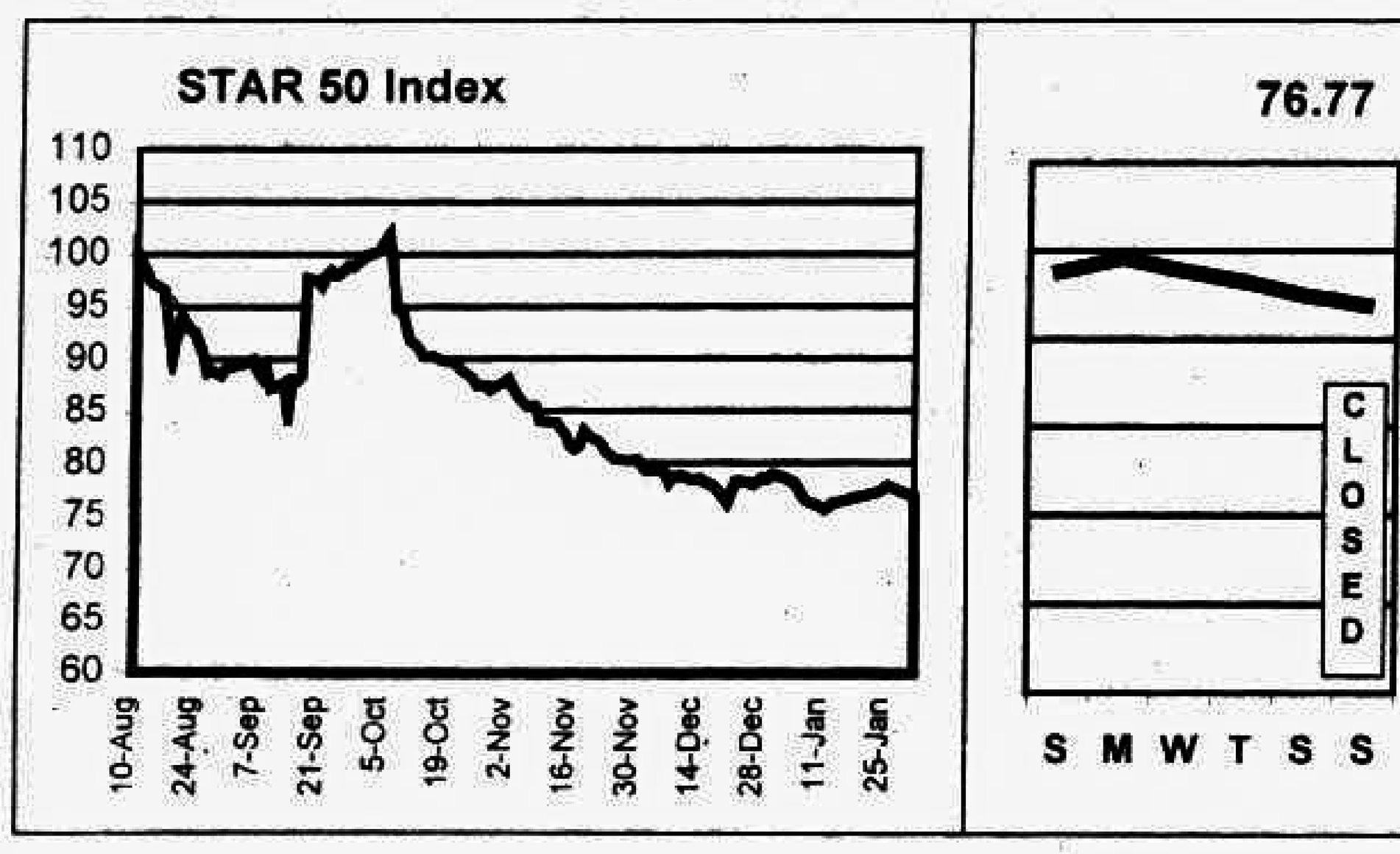

Fifty companies have been chosen for calculation of the **STAR 50 Index** based on their market capitalisation, liquidity, free float and corporate track record. The **Base Period** for the Index is **August 10, 1998**. The calculation has been done according to the widely used International Finance Corporation formula.

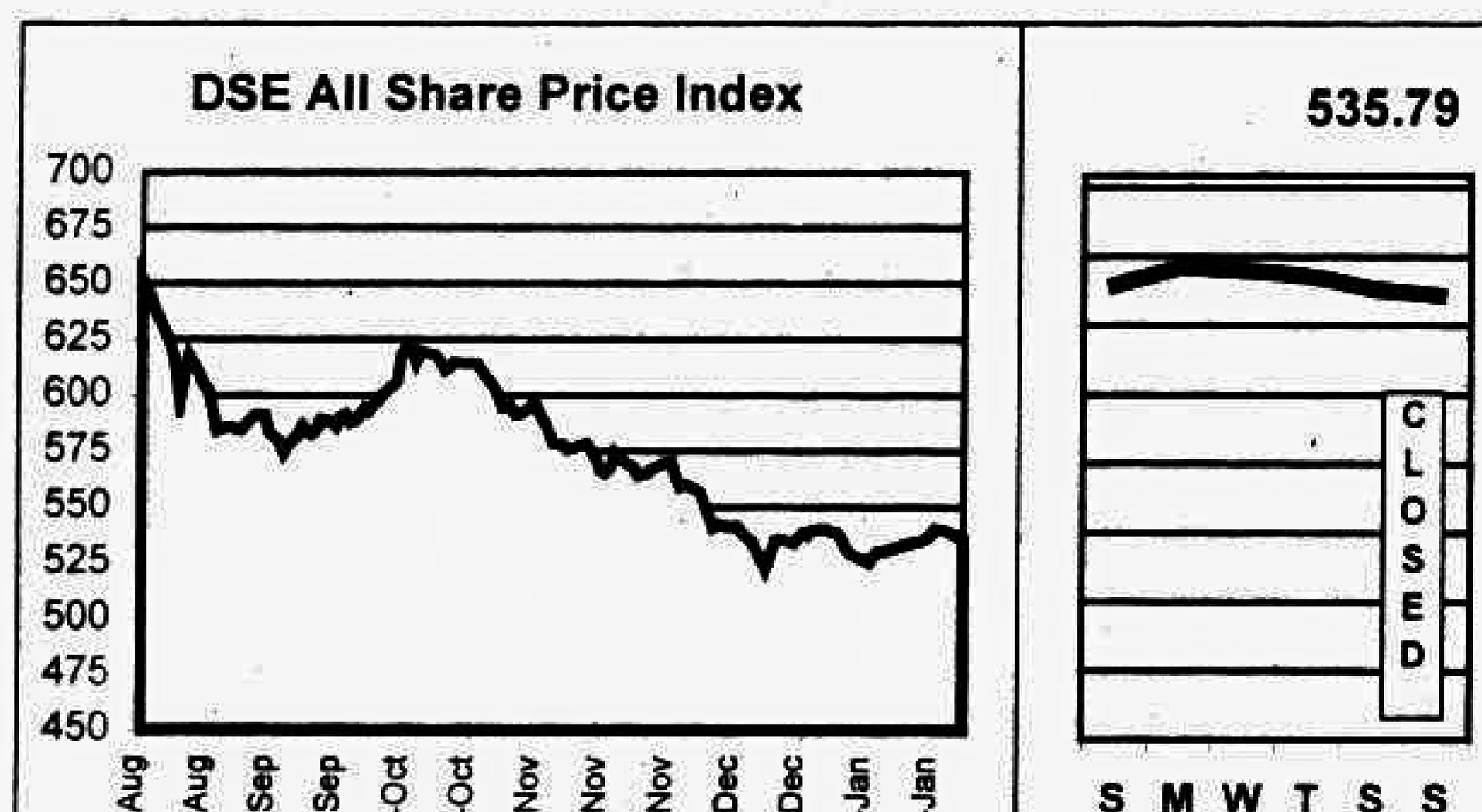

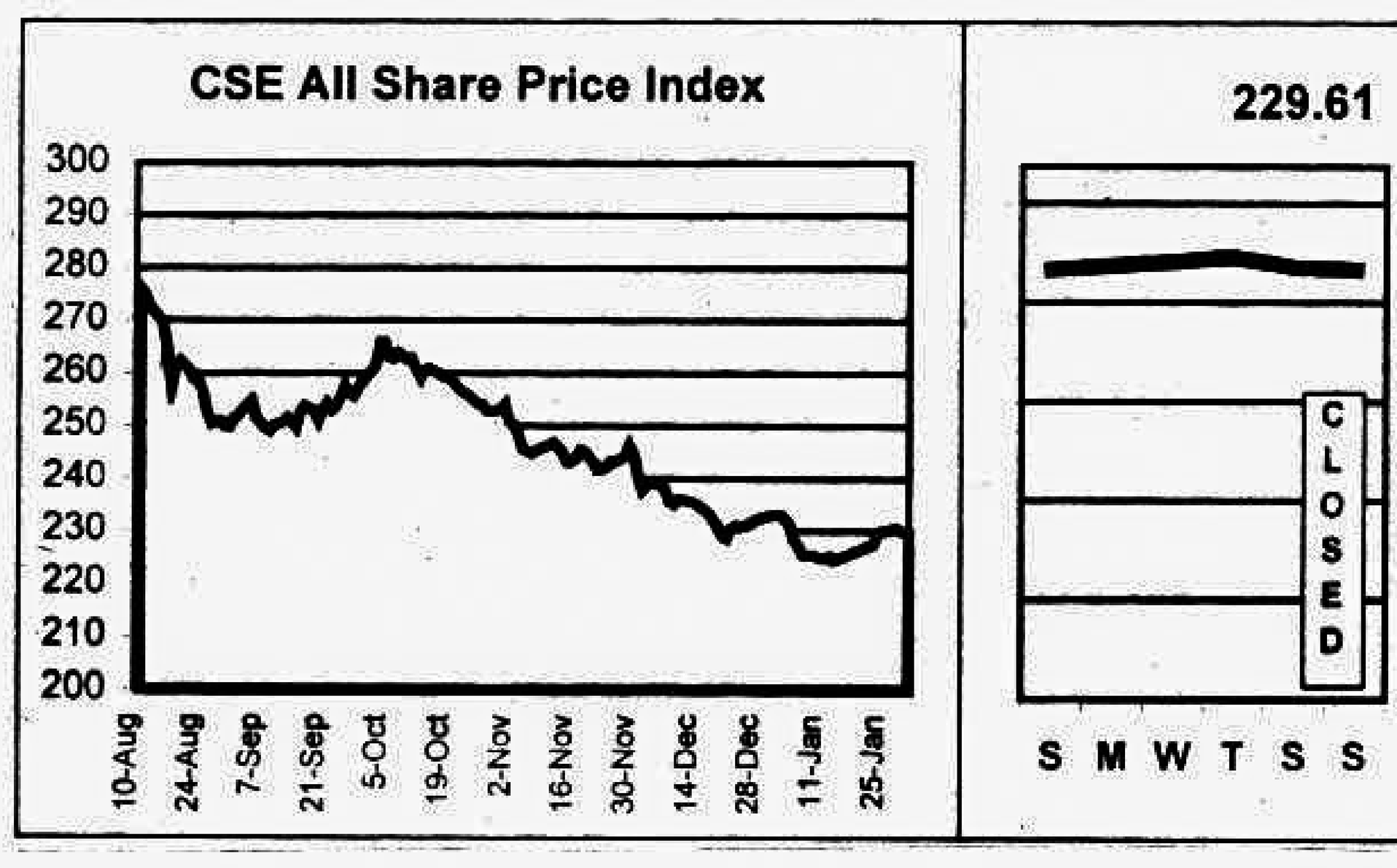

DAY'S MARKET
January 31, 1999

	DSE	CSE
All Share Price Index	535.79	229.61
Change in Index (pts)	(1.05)	(0.19)
Change in Index (%)	-0.20%	-0.08%
Market Capitalisation (cr Tk)	4,869.22	4,113.49
Market Capitalisation (mil US$)	1,014.42	856.98
Turnover Volume ('000)	2,355	1,014
Turnover Value (cr Tk)	24.23	7.28
No. of Issues Traded	148	59
No. of Issues Gained	37	18
No. of Issues Incurred Loss	99	35
No. of Issues Unchanged	12	6
Price Earning Ratio (x)	6.88	6.89
Dividend Yield (%)	7.56	7.84

DAY'S MARKET LEADERS

TURNOVER LEADERS

DSE		Vol	Value	CSE		Vol	Value
		'000	Tkm			'000	Tkm
1	Bengal Biscuits	701	110.76	1	Beximco Pharma	421	17.93
2	Mona Food	116	14.71	2	Bengal Biscuits	93	14.82
3	Meghna Shrimp	134	14.14	3	Meghna Shrimp	93	10.29
4	J H Chemi	84	12.25	4	Imam Button	70	10.01
5	Raspit Food	51	10.35	5	Perfume Chemi	48	5.55
6	Gulf Food	57	9.75	6	Samorita Hosp	17	2.53
7	Sajib Knit	76	9.02	7	Paragon Leather	22	1.81
8	Fu-Wang Cera	46	6.67	8	Sajib Knit	13	1.55
9	Imam Button	48	6.67	9	Excelsior Shoe	19	1.27
10	Chic Tex	375	3.94	10	BD Zipper	6	0.99

CAPITAL GAINERS

DSE		Vol	Change	CSE		Vol	Change
		'000	%			'000	%
1	Al-Baraka	0.00	10.00	1	Apex Spinning	0.04	15.53
2	Eastern Lub	0.05	9.95	2	Meghna Shrimp	92.94	9.38
3	Samata Leather	17.55	7.03	3	BATBC	0.05	9.20
4	Sonali Paper	1.00	7.00	4	Sonali Paper	1.20	7.17
5	Fu-Wang Cera	46.35	5.69	5	Perfume Chemi	47.75	7.14
6	6th ICB M Fund	0.01	5.36	6	Imam Button	70.35	6.55
7	Meghna Shrimp	134.04	5.24	7	BD Zipper	6.35	6.13
8	GQ Ball Pen	2.15	3.87	8	GQ Ball Pen	2.85	2.53
9	Uttara Bank	0.01	3.57	9	Fu-Wang Cera	0.10	1.26
10	BD Zipper	17.05	3.54	10	Monno Cera	0.02	1.22

CAPITAL LOSERS

DSE		Vol	Change	CSE		Vol	Change
		'000	%			'000	%
1	Quasem Tex	8.30	(10.19)	1	Beximco Pharma	420.80	(11.25)
2	2nd ICB M Fund	0.01	(10.00)	2	Bengal Biscuits	92.94	(7.80)
3	BEMCO	0.01	(8.89)	3	Samorita Hosp	17.05	(5.56)
4	United Ins	0.04	(6.70)	4	Padma Tex	0.04	(5.48)
5	Bengal Biscuits	701.02	(6.65)	5	Ambee Pharma	0.10	(5.41)
6	Sonargaon Tex	0.60	(6.55)	6	Alltex Ind	3.15	(5.11)
7	BD Thai Alum	0.08	(5.80)	7	Dynamic Tex	12.12	(3.52)
8	Sreepur Tex	0.45	(5.17)	8	Apex Weaving	2.05	(3.24)
9	Pharmaco	0.20	(5.17)	9	Eastern Cables	0.01	(3.13)
10	Dhaka Fish	9.90	(4.39)	10	ACI	19.95	(3.11)

LEAGUE TABLE

Company Name	FV/ML	Market Performance										AGM		Financial Performance					
		Dhaka Stock Exchange						Chittagong Stock Exchange											
		Vol	Day's High	Day's Low	Day's Closing	Prev. Closing	Net Chg	Vol	Day's Closing	Prev. Closing	Net Chg	Year End	Date	EPS	P/E	DPS	Yield	NAV per Share	Price/NAV
	Tk/nos	nos	Tk	Tk	Tk	Tk	Tk	nos	Tk	Tk	Tk	YM	D/M/Y	Tk	x	Tk	%	Tk	x
Banks																			
Al-Arafa	1000/5	95	1,015.00	1,005.00	1,008.75	1,010.00	(1.25)	-	-	1,000.00	-	9803	-	312.89	3.22	-	-	1,318.80	0.76
Al Baraka Bank	1000/1	2	1,045.00	1,045.00	1,045.00	950.00	95.00	-	-	-	-	9712	1/12/98	(624.64)	-	-	-	1,061.40	0.98
Arab Bangladesh Bank	100/5	5	90.00	90.00	90.00	90.00	-	-	-	93.00	-	9712	12/9/98	24.03	3.75	10.00	11.11	177.92	0.51
City Bank	100/5	-	-	-	-	110.00	-	-	-	220.00	-	9712	14/12/98	55.66	1.98	-	-	264.45	0.42
Eastern Bank	100/20	-	-	-	-	110.00	-	-	-	-	-	9712	12/11/98	57.14	1.93	-	-	159.58	0.69
IDLC	100/20	120	488.00	475.00	481.50	485.00	(3.50)	-	-	475.00	-	9712	2/6/98	59.60	8.08	30.00	6.23	214.74	2.24
IFIC Bank	100/5	130	101.00	100.00	100.00	101.50	(1.50)	-	-	97.00	-	9612	27/7/98	20.29	4.93	-	-	203.96	0.49
Islami Bank	1000/1	167	2,010.00	2,000.00	2,006.00	2,010.25	(4.25)	-	-	2,005.50	-	9712	20/8/98	322.18	6.23	21.00	1.05	3,925.20	0.51
National Bank	100/20	400	63.75	62.25	63.00	64.25	(1.25)	-	-	65.50	-	9712	24/11/98	43.47	1.45	-	-	261.19	0.24
Pubali Bank	100/5	-	-	-	-	105.00	-	-	-	95.00	-	9712	29/11/98	262.14	0.40	-	-	323.20	0.32
Rupali Bank	100/10	-	-	-	-	85.00	-	-	-	70.00	-	9612	30/5/98	1.36	62.50	-	-	(134.40)	-
UCBL	100/5	-	-	-	-	77.00	-	-	-	78.00	-	9612	27/8/97	34.66	2.22	-	-	198.58	0.39
United Leasing	100/20	60	890.00	830.00	870.00	860.00	10.00	-	-	-	-	9712	27/5/98	91.23	9.54	24.00	2.76	356.91	2.44
Uttara Bank	100/5	10	87.00	87.00	87.00	84.00	3.00	-	-	-	-	9712	24/11/98	4.98	17.47	-	-	304.72	0.29
Uttara Finance	100/50	100	197.00	197.00	197.00	203.25	(6.25)	-	-	202.00	-	9712	30/6/98	12.83	15.35	10.00	5.08	106.12	1.86
Investment																			
1st BSRS MF	100/50	1,200	68.50	67.00	67.75	68.25	(0.50)	-	-	73.25	-								
1st ICB MF	100/5	-	-	-	-	1,010.00	-	-	-	1,800.00	-	9806	21/10/98	119.44	8.45	70.00	6.93	359.74	2.81
2nd ICB MF	100/5	5	594.00	594.00	594.00	660.00	(66.00)	-	-	425.00	-	9806	21/10/98	10.49	62.92	30.00	5.05	141.57	4.20
3rd ICB MF	100/5	-	-	-	-	330.00	-	-	-	570.00	-	9806	21/10/98	18.69	17.66	35.00	10.61	234.79	1.41
4th ICB MF	100/10	-	-	-	-	240.00	-	-	-	732.00	-	9806	21/10/98	27.81	8.63	32.00	13.33	167.65	1.43
5th ICB MF	100/10	-	-	-	-	175.00	-	-	-	300.00	-	9806	21/10/98	16.93	10.34	22.00	12.57	134.46	1.30
6th ICB MF	100/10	10	147.50	147.50	147.50	140.00	7.50	-	-	118.00	-	9806	21/10/98	9.39	15.71	18.00	12.20	135.10	1.09
7th ICB MF	100/50	50	123.50	123.50	123.50	123.50	-	-	-	124.00	-	9806	21/10/98	6.72	18.38	14.00	11.34	119.42	1.03
8th ICB MF	100/50	100	112.00	111.25	111.50	113.00	(1.50)	-	-	115.00	-	9806	21/10/98	3.35	33.28	12.00	10.76	116.60	0.96
ICB	100/5	-	-	-	-	200.00	-	-	-	175.00	-	9806	21/10/98	22.06	9.07	7.00	3.50	285.84	0.70
Engineering																			
Aftab Automobile	100/5	160	164.00	162.00	163.25	166.25	(3.00)	-	-	161.50	-	9808	17/12/98	27.55	5.93	16.00	9.80	237.80	0.69
Anwar Galvanizing	100/50	600	174.50	173.00	173.75	174.75	(1.00)	-	-	198.00	-	9706	30/3/98	21.44	8.10	15.00	8.63	106.44	1.63
Atlas Bangladesh	10/50	-	-	-	-	122.00	-	-	-	-	-	9706	28/12/97	22.39	5.45	15.00	12.30	59.89	2.04
Aziz Pipe	100/5	670	615.00	613.75	613.75	613.75	-	-	-	610.00	-	9712	30/7/98	13.53	45.36	15.00	2.44	544.82	1.13
BD Autocars	100/5	805	77.00	76.00	76.25	76.50	(0.25)	-	-	76.75	-	9706	30/12/97	11.69	6.52	-	-	130.72	0.58
BD Lamps	100/5	60	581.00	581.00	581.00	593.00	(12.00)	-	-	650.00	-	9712	9/9/98	34.88	16.66	30.00	5.16	243.81	2.38
BEMCO	100/10	10	82.00	82.00	82.00	90.00	(8.00)	-	-	-	-	9712	30/12/98	(30.96)	-	-	-	76.67	1.07
Bengal Steel	10/50	-	-	-	-	1,113.70	-	-	-	-	-	9612	27/9/97	(1.40)	-	-	-	2.34	475.94
Eastern Cables	100/5	3,530	116.50	116.00	116.00	117.00	(1.00)	10	116.00	119.75	(3.75)	9706	30/3/98	7.68	15.10	-	-	137.77	0.84
Karim Pipe	100/5	100	86.00	85.00	85.50	83.75	1.75	-	-	-	-	9712	24/12/98	(22.77)	-	-	-	58.60	1.46
Kay & Que	100/50	400	202.00	197.00	198.25	200.00	(1.75)	-	-	200.00	-	9612	28/9/97	10.99	18.04	12.50	6.31	119.00	1.67
Metalex Corp.	100/5	-	-	-	-	112.00	-	-	-	-	-	9506	24/4/96	(562.54)	-	-	-	(3,101.00)	-
Monno Jute Stafller	100/5	-	-	-	-	265.00	-	-	-	-	-	9712	1/12/98	22.69	11.68	20.00	7.55	228.48	1.16
Monno Jutex	100/5	-	-	-	-	1,325.00	-	-	-	-	-	9806	2/12/98	101.90	13.00	75.00	5.66	689.99	1.92
National Tubes	100/10	20	420.00	420.00	420.00	418.75	1.25	-	-	-	-	9706	19/3/98	164.35	2.56	15.00	3.57	230.00	1.83
Olympic Industries	100/5	1,205	139.75	137.75	138.25	140.00	(1.75)	55	139.00	141.00	(2.00)	9703	22/12/97	19.22	7.19	20.00	14.47	184.61	0.75
Quasem Drycell	10/50	34,600	21.40	21.10	21.10	21.40	(0.30)	10,950	21.00	21.40	(0.40)	9806	10/12/98	1.77	11.92	2.00	9.48	26.33	0.80
Renwick Jajnes	100/5	-	-	-	-	50.25	-	-	-	-	-	9806	31/12/98	(15.46)	-	-	-	(21.96)	-
Singer Bangladesh	100/5	130	1,380.00	1,370.00	1,376.25	1,384.25	(8.00)	-	-	-	-	9801	21/5/98	93.37	14.74	60.00	4.36	164.06	8.39
Thai Aluminum	100/10	80	265.00	260.00	263.75	280.00	(16.25)	-	-	380.00	-	9712	24/9/98	34.04	7.75	10.00	3.79	154.18	1.71
Wonderland Toys	100/50	7,400	71.50	69.00	69.75	70.00	(0.25)	-	-	71.00	-	9806	9/12/98	(11.25)	-	-	-	87.77	0.79
Food & Allied																			
AB Biscuit	100/5	-	-	-	-	70.00	-	-	-	-	-	9506	30/12/95	(26.78)	-	-	-	238.76	0.29
Alpha Tobacco	10/50	100	70.00	70.00	70.00	70.40	(0.40)	-	-	-	-	9709	25/3/98	5.82	12.03	5.00	7.14	75.89	0.92
Amam Sea Food	100/5	30	330.00	321.00	325.50	324.00	1.50	-	-	-	-	9806	7/12/98	(18.37)	-	-	-	1.03	316.02
AMCL (Pran)	100/10	980	269.50	268.00	268.75	269.00	(0.25)	-	-	270.00	-	9806	15/12/98	29.31	9.17	20.00	7.44	217.85	1.23
Apex Food	100/5	380	444.00	439.00	440.75	439.50	1.25	-	-	422.75	-	9806	24/12/98	19.57	22.52	20.00	4.54	669.59	0.66
Bangas	100/5	-	-	-	-	145.75	-	-	-	-	-	9706	29/12/97	10.92	13.35	-	-	145.40	1.00
BD Plantation	100/5	-	-	-	-	810.00	-	-	-	-	-	9706	28/12/97	(128.98)	-	-	-	(345.10)	-
Bengal Biscuit	100/20	701,020	185.00	152.00	158.00	169.25	(11.25)	92,940	159.50	173.00	(13.50)	9706	29/3/98	26.31	6.01	-	-	234.32	0.67
Beximco Fisheries	100/20	1,040	110.50	108.50	108.75	109.50	(0.75)	-	-	107.00	-	9712	19/11/98	18.53	5.87	20.00	18.39	132.82	0.82
BLTC	100/5	-	-	-	-	680.00	-	-	-	-	-	9712	29/9/98	77.11	8.82	45.00	6.62	1,487.90	0.46
BATBC	10/50	3,300	98.00	93.00	94.90	93.00	1.90	50	95.00	87.00	8.00	9712	21/5/98	12.16	7.80	8.00	8.43	35.63	2.66
Chittagong Vegetable	100/10	200	88.00	88.00	88.00	86.75	1.25	50	87.00	88.00	(1.00)	9806	30/12/98	(5.22)	-	-	-	226.32	0.39
Dhaka Fisheries	100/50	9,900	143.50	135.25	136.00	142.25	(6.25)	-	-	125.00	-	9806	17/12/98	4.21	32.30	-	-	117.01	1.16
Dhaka Vegetable	100/5	-	-	-	-	48.25	-	-	-	-	-	9506	10/9/97	(5.33)	-	-	-	108.80	0.44
EL Camelia	100/5	-	-	-	-	1,650.00	-	-	-	-	-	9612	11/10/97	(49.30)	-	-	-	(469.70)	-
Gachihata	100/50	5,100	55.00	53.75	54.00	55.00	(1.00)	-	-	54.75	-	9804	30/11/98	6.59	8.19	-	-	139.32	0.39
Gemini Sea Food	100/5	10	136.00	136.00	136.00	136.00	-	-	-	-	-	9709	12/12/98	12.87	10.57	10.00	7.35	108.50	1.25
Gulf Foods	100/50	56,700	180.00	171.00	172.00	177.00	(5.00)	-	-	180.50	-	9806	28/12/98	0.38	452.63	-	-	100.89	1.70
Hill Plantation	100/5	-	-	-	-	830.00	-	-	-	-	-	9706	28/12/97	(29.32)	-	-	-	(43.43)	-
Meghna Shrimp	100/20	134,040	110.00	102.50	105.50	100.25	5.25	92,940	110.75	101.25	9.50	9712	29/12/98	12.50	8.44	10.00	9.48	114.80	0.92
Meghna Vegetable Oil	100/50	700	145.00	139.00	141.50	143.50	(2.00)	-	-	142.25	-	9806	30/12/98	16.04	8.82	15.00	10.60	175.56	0.81
Modern Industries	100/5	-	-	-	-	93.00	-	-	-	-	-	9712	29/7/98	(15.23)	-	-	-	49.17	1.89
Mona Food	100/50	115,800	131.25	125.50	127.00	125.50	1.50	7,200	127.75	127.75	-	9806	29/12/98	6.71	18.93	5.00	3.94	109.24	1.16
NTC	100/5	660	420.00	415.00	415.00	410.00	5.00	-	-	321.00	-	9712	29/4/98	151.89	2.73	30.00	7.23	402.42	1.03
Rabeya Flour	10/50	-	-	-	-	-	-	-	-	-	-	9712	21/9/98	1.31	-	10.00	-	7.93	-
Rahima Food Corp.	100/50	1,900	69.00	67.50	68.00	68.25	(0.25)	450	67.50	69.25	(1.75)	9706	29/12/97	6.02	11.30	-	-	117.64	0.58
Raspit Food	100/50	51,450	215.00	200.00	201.25	204.00	(2.75)	-	-	215.25	-	9612	30/10/97	11.82	17.03	-	-	101.64	1.98
Rupon Oil	10/100	56,500	11.50	11.20	11.20	11.40	(0.20)	5,000	11.20	11.50	(0.30)	9706	12/6/98	0.11	101.82	-	-	32.14	0.35
Shyampur Sugar Mills	10/100	1,200	10.90	10.70	10.80	10.50	0.30	-	-	-	-	9706	31/3/98	(13.31)	-	-	-	(53.00)	-
Tripti Industries	100/5	1,650	86.00	85.00	85.00	85.25	(0.25)	20	86.50	86.25	0.25	9608	-	4.74	17.93	10.00	11.76	110.00	0.77
Tulip Dairy	100/5	7,510	235.00	222.00	223.25	223.75	(0.50)	-	-	-	-	9306	30/3/95	(35.14)	-	-	-	53.99	4.14
Yousuf Flour	10/50	-	-	-	-	-	-	-	-	-	-	9806	29/12/98	0.16	-	-	-	10.29	-
Zeal Bangla	10/50	24,100	10.10	9.90	10.00	10.10	(0.10)	-	-	-	-	9706	26/8/98	(7.46)	-	-	-	(36.50)	-
Fuel & Power																			
BOC	10/50	1,800	97.00	94.00	94.10	92.90	1.20	200	91.80	91.20	0.60	9709	20/1/98	4.84	19.44	3.00	3.19	11.84	7.95
Eastern Lubricant	10/50	50	142.50	142.50	142.50	129.60	12.90	-	-	-	-	9706	12/3/98	6.29	22.66	3.50	2.46	40.27	3.54
National Oxyg.	100/10	220	48.00	48.00	48.00	48.25	(0.25)	-	-	72.00	-	9606	30/6/97	(1,110.86)	-	-	-	(337.60)	-
Padma Oil	10/50	300	200.00	200.00	200.00	200.50	(0.50)	950	199.10	197.50	1.60	9706	24/3/98	14.29	14.00	3.00	1.50	68.52	2.92
Jute																			
Ahad Jute	100/10	-	-	-	-	-	-	-	-	-	-	9706	21/12/97	(5.28)	-	-	-	(372.90)	-
Islam Jute	100/5	-	-	-	-	106.00	-	-	-	-	-	9806	10/12/98	40.02	2.65	-	-	1,164.00	0.09
Jute Spinners	100/5	-	-	-	-	220.00	-	-	-	-	-	9706	29/3/98	28.56	7.70	15.00	6.82	(58.08)	-
Mutual Jute	100/5	-	-	-	-	-	-	-	-	-	-	9706	30/12/97	24.89	-	15.00	-	164.29	-
Northern Jute	10/200	2,000	26.00	25.50	25.60	25.90	(0.30)	-	-	-	-	9706	27/12/97	1.13	22.65	-	-	10.80	2.37
Saleh Carpet	10/200	116,800	7.30	7.10	7.10	7.30	(0.20)	-	-	-	-	9612	22/12/97	(12.81)	-	-	-	(104.30)	-
Sonali Aansh	100/5	-	-	-	-	230.00	-	-	-	-	-	9806	31/12/98	(33.65)	-	-	-	195.56	1.18
Textile																			
Al-Haj Textile	10/50	-	-	-	-	-	-	-	-	-	-	9706	24/12/97	1.56	-	10.00	-	11.76	-
Alltex Industries	100/50	23,350	58.00	54.75	56.50	58.00	(2.50)	3,150	55.75	58.75	(3.00)	9806	17/12/98	11.87	4.68	-	-	122.81	0.45
Anlima Yarn Dyeing	100/50	19,300	94.00	91.75	91.75	92.00	(0.25)	4,400	92.75	92.50	0.25	9806	30/12/98	15.26	6.01	10.00	10.90	105.24	0.87
Apex Spinning	100/20	120	110.00	109.00	109.50	111.00	(1.50)	40	108.00	91.75	14.25	9803	7/12/98	23.97	4.57	12.50	11.42	152.57	0.72

LEAGUE TABLE

Company Name	FV/ML	Market Performance										AGM		Financial Performance					
		Dhaka Stock Exchange						Chittagong Stock Exchange											
		Vol	Day's High	Day's Low	Day's Closing	Prev. Closing	Net Chg	Vol	Day's Closing	Prev. Closing	Net Chg	Year End	Date	EPS	P/E	DPS	Yield	NAV per Share	Price/NAV
	Tk/nos	nos	Tk	Tk	Tk	Tk	Tk	nos	Tk	Tk	Tk	YM	D/M/Y	Tk	x	Tk	%	Tk	x
Apex Weaving	100/50	4,050	52.50	51.50	51.75	53.00	(1.25)	2,050	52.25	54.00	(1.75)	9806	10/12/98	(7.32)	-	-	-	90.54	0.57
Arbee Textile	100/10	-	-	-	-	-	-	-	-	-	-	9712	28/6/98	(59.13)	-	-	-	(78.92)	-
Ashraf Textile	10/50	10,500	16.00	15.90	15.90	16.00	(0.10)	6,800	16.00	16.10	(0.10)	9706	28/12/97	0.50	31.80	1.50	9.43	30.08	0.53
BD Dyeing	100/20	440	157.00	155.00	156.00	155.50	0.50	160	153.00	157.25	(4.25)	9612	27/9/97	45.93	3.40	15.00	9.62	158.99	0.98
BD Zipper	100/50	17,050	177.75	149.00	153.50	148.25	5.25	6,350	155.75	146.75	9.00	9806	17/12/98	17.85	8.60	11.00	7.17	110.15	1.39
Beximco Denims	100/50	1,400	248.00	240.00	243.25	242.00	1.25	-	-	239.25	-	9712	5/11/98	43.37	5.61	30.00	12.33	125.04	1.95
Beximco Knitting	100/20	400	137.50	135.25	136.50	137.00	(0.50)	20	135.00	136.25	(1.25)	9712	15/11/98	29.60	4.61	20.00	14.65	116.51	1.17
Beximco Textile	100/50	600	133.75	132.00	133.25	135.75	(2.50)	-	-	135.00	-	9712	8/11/98	27.11	4.92	5.00	3.75	112.80	1.18
Chic Tex	10/500	375,000	10.60	10.40	10.50	10.50	-	88,500	10.50	10.50	-	9806	17/12/98	0.24	43.75	0.50	4.76	10.27	1.02
CMC-Kamal	100/50	-	-	-	-	90.00	-	-	-	43.00	-	9712	10/11/98	-	-	-	-	100.00	0.90
Dandy Dyeing	100/50	1,800	51.00	48.75	49.25	50.50	(1.25)	-	-	-	-	9612	30/9/97	(21.99)	-	-	-	59.93	0.82
Delta Millers	100/20	2,400	55.00	54.25	54.50	55.50	(1.00)	140	57.25	58.00	(0.75)	9806	30/12/98	2.63	20.72	-	-	118.80	0.46
Desh Garments	100/10	-	-	-	-	86.00	-	-	-	-	-	9806	2/12/98	7.96	10.80	-	-	106.20	0.81
Dulamia Cotton	100/10	-	-	-	-	46.00	-	-	-	63.00	-	9706	29/12/97	(55.83)	-	-	-	38.42	1.20
Dynamic Textile	100/20	20,260	34.75	33.50	33.75	35.00	(1.25)	12,120	34.25	35.50	(1.25)	9609	7/9/97	(7.18)	-	-	-	104.83	0.32
Eagle Star Textile	10/50	3,550	11.70	11.50	11.50	11.60	(0.10)	27,850	11.80	11.80	-	9806	23/12/98	0.54	21.30	-	-	20.52	0.56
GEM Knitwear	100/50	1,200	82.00	77.00	79.00	79.00	-	-	-	70.00	-	9612	-	-	-	-	-	100.00	0.79
GMG Industrial Corp.	10/50	-	-	-	-	22.50	-	-	-	32.00	-	9706	29/12/97	(4.22)	-	-	-	(41.00)	-
HR Textile	100/50	300	84.75	84.00	84.25	85.00	(0.75)	50	85.00	85.00	-	9709	29/12/97	8.17	10.31	12.50	14.84	130.94	0.64
M. Hossain Garments	100/50	1,850	77.75	76.00	76.25	76.25	-	-	-	78.00	-	9606	24/12/97	5.20	14.66	15.00	19.67	116.99	0.65
Mita Textile	100/20	480	54.25	53.75	54.00	55.50	(1.50)	-	-	55.25	-	9806	7/12/98	3.68	14.67	5.00	9.26	116.11	0.47
Mithun Knitting	100/20	520	66.00	66.00	66.00	67.50	(1.50)	-	-	-	-	9806	18/12/98	6.19	10.66	12.00	18.18	118.04	0.56
Modern Dyeing	100/5	-	-	-	-	76.25	-	-	-	-	-	9806	17/12/98	2.34	32.59	5.00	6.56	102.35	0.74
Monno Fabrics	100/50	800	88.00	87.50	87.50	87.50	-	200	87.75	87.50	0.25	9712	10/12/98	-	-	-	-	135.22	0.65
Padma Textile	100/20	80	207.00	206.25	206.25	207.75	(1.50)	40	198.50	210.00	(11.50)	9712	8/11/98	48.18	4.28	25.00	12.12	229.44	0.90
Prime Textile	100/50	2,000	70.50	69.00	69.50	69.75	(0.25)	550	70.25	70.50	(0.25)	9706	28/6/98	10.71	6.49	5.00	7.19	143.73	0.48
Quasem Silk	10/100	4,200	18.20	17.80	18.00	18.60	(0.60)	-	-	-	-	9709	21/6/96	0.14	128.57	-	-	(4.25)	-
Quasem Textile	10/50	8,300	15.10	13.90	14.10	15.70	(1.60)	-	-	-	-	9709	21/6/98	(2.56)	-	-	-	(78.16)	-
Rahim Textile	100/5	-	-	-	-	60.00	-	-	-	-	-	9706	12/2/98	5.87	10.22	5.00	8.33	(14.63)	-
Saiham Textile	100/10	80	95.00	94.00	94.50	93.25	1.25	-	-	-	-	9806	19/11/98	21.60	4.38	10.00	10.58	120.17	0.79
Sajib Knitwear	100/50	76,450	123.75	117.25	118.00	119.00	(1.00)	13,050	118.50	121.50	(3.00)	9806	17/12/98	5.09	23.18	5.00	4.24	102.65	1.15
Sonargaon Textile	100/50	600	86.00	80.00	82.00	87.75	(5.75)	-	-	90.75	-	9712	29/9/98	35.66	2.30	8.00	9.76	173.53	0.47
Sreepur Textile	100/50	450	55.25	55.00	55.00	58.00	(3.00)	200	55.50	57.00	(1.50)	9712	24/9/98	(1.86)	-	-	-	99.87	0.55
STM	100/5	-	-	-	-	70.00	-	-	-	-	-	9612	30/9/97	(26.47)	-	-	-	394.11	0.18
Stylecraft	100/5	-	-	-	-	1,045.00	-	-	-	-	-	9806	11/12/98	195.16	5.35	20.00	1.91	799.21	1.31
Tallu Spinning	100/10	110	65.00	64.00	64.00	62.00	2.00	-	-	-	-	9806	18/12/98	6.02	10.63	-	-	123.41	0.52
Tamijuddin Textile	100/10	-	-	-	-	49.50	-	-	-	156.00	-	9706	24/12/97	(7.74)	-	-	-	81.92	0.60
Pharma & Chemical																			
ACI	10/50	18,200	28.50	27.90	27.90	28.70	(0.80)	19,950	28.00	28.90	(0.90)	9712	23/7/98	3.73	7.48	3.00	10.75	39.36	0.71
Ambee Pharma	10/50	1,250	35.00	34.00	34.30	35.00	(0.70)	100	35.00	37.00	(2.00)	9712	12/9/98	2.40	14.29	2.50	7.29	11.48	2.99
Bangla Process	100/5	-	-	-	-	68.00	-	-	-	-	-	9706	28/12/97	3.26	20.86	-	-	148.65	0.46
BCIL	100/10	330	121.00	120.00	120.00	120.75	(0.75)	-	-	125.00	-	9806	17/12/98	14.63	8.20	10.00	8.33	146.68	0.82
Beximco Infusions	100/10	750	280.00	273.00	277.00	278.00	(1.00)	60	280.00	278.75	1.25	9712	15/11/98	45.80	6.05	25.00	9.03	160.03	1.73
Beximco Pharma	10/50	16,100	47.60	47.00	47.00	47.80	(0.80)	420,800	42.60	48.00	(5.40)	9712	10/12/98	8.25	5.70	3.00	6.38	64.37	0.73
Beximco Synthetics	100/20	5,820	172.00	164.50	167.00	165.25	1.75	-	-	165.75	-	9712	19/11/98	34.19	4.88	25.00	14.97	127.61	1.31
Glaxo Bangladesh	10/50	100	58.30	55.50	56.90	56.70	0.20	-	-	-	-	9612	30/4/98	6.78	8.39	2.75	4.83	42.45	1.34
Imam Button	100/50	47,900	145.00	136.00	139.25	138.75	0.50	70,350	142.25	133.50	8.75	9806	30/12/98	7.37	18.89	5.00	3.59	100.47	1.39
JH Chemical	100/50	84,450	154.50	144.00	145.00	150.00	(5.00)	300	147.00	151.50	(4.50)	9712	-	-	-	-	-	100.00	1.45
Kohinoor Chemicals	100/5	-	-	-	-	82.75	-	-	-	80.00	-	9406	27/2/95	(7.77)	-	-	-	(270.20)	-
Libra Pharma	100/20	100	280.00	280.00	280.00	280.00	-	-	-	245.00	-	9806	17/12/98	37.04	7.56	22.00	7.86	268.09	1.04
National Polymer	100/10	170	140.00	135.00	139.50	139.75	(0.25)	-	-	173.00	-	9706	29/9/97	38.82	3.59	20.00	14.34	169.44	0.82
Orion Infusion	100/20	-	-	-	-	40.75	-	-	-	34.43	-	9606	3/2/97	8.09	5.04	17.00	41.72	102.38	0.40
Perfume Chemical	100/50	31,100	117.00	107.25	109.75	107.25	2.50	47,750	116.25	108.50	7.75	9806	30/4/98	1.62	67.75	-	-	108.11	1.02
Petro Synthetic	10/50	100	19.00	19.00	19.00	19.20	(0.20)	-	-	-	-	9612	2/10/97	(10.66)	-	-	-	(41.17)	-
Pharma Aids	100/5	-	-	-	-	99.00	-	-	-	-	-	9706	29/12/97	(6.01)	-	-	-	117.61	0.84
Pharmaco	100/5	200	55.00	55.00	55.00	58.00	(3.00)	-	-	-	-	9706	30/3/98	3.14	17.52	-	-	58.58	0.94
Rahman Chemicals	100/10	400	36.00	36.00	36.00	36.50	(0.50)	-	-	-	-	9612	13/11/97	(11.71)	-	-	-	(47.06)	-
Reckitt & Colman	10/50	450	77.50	76.00	76.40	76.50	(0.10)	600	78.50	78.00	0.50	9801	19/5/98	4.83	15.82	2.75	3.60	25.63	2.98
Renata	100/5	-	-	-	-	340.00	-	-	-	-	-	9712	17/6/98	39.14	8.69	-	-	140.98	2.41
Square Pharma	100/20	120	679.00	675.00	677.50	682.75	(5.25)	20	670.00	678.00	(8.00)	9803	13/8/98	114.27	5.93	45.00	6.64	677.49	1.00
TBL	100/5	40	60.50	55.00	57.75	56.50	1.25	-	-	62.00	-	9712	30/7/98	(313.75)	-	-	-	(1,362.00)	-
The Ibnsina	100/10	-	-	-	-	152.50	-	-	-	163.00	-	9706	5/3/98	19.15	7.96	15.00	9.84	108.49	1.41
Wata Chemicals	100/20	100	167.25	167.25	167.25	170.00	(2.75)	-	-	172.50	-	9712	26/8/98	3.85	43.44	10.00	5.98	190.18	0.88
Paper & Printing																			
Azadi Printers	100/10	-	-	-	-	-	-	-	-	5.00	-	9606	24/12/97	(13.48)	-	-	-	(393.60)	-
Eagle Box	10/50	-	-	-	-	84.00	-	-	-	-	-	9806	9/11/98	(36.11)	-	-	-	(218.70)	-
MAQ Enterprises	100/50	2,150	59.50	57.75	58.50	57.25	1.25	-	-	56.00	-	9612	-	12.24	4.78	-	-	126.94	0.46
MAQ Paper	100/20	180	95.50	94.25	94.75	93.75	1.00	-	-	105.50	-	9712	20/9/98	18.47	5.13	10.00	10.55	123.04	0.77
Monospool Paper	100/5	-	-	-	-	51.25	-	-	-	-	-	9806	15/9/98	1.88	27.26	-	-	178.33	0.29
Padma Printers	10/50	200	17.00	17.00	17.00	17.30	(0.30)	-	-	22.30	-	9612	23/12/96	-	-	-	-	10.00	1.70
Paper Process	100/10	1,390	42.75	41.00	41.75	43.25	(1.50)	-	-	-	-	9512	26/12/97	2.62	15.94	-	-	82.03	0.51
Sonali Paper	10/50	1,000	26.50	25.50	26.00	24.30	1.70	1,200	29.90	27.90	2.00	9606	30/12/96	1.07	24.30	1.50	5.77	10.19	2.55
Services & Real Estate																			
BD Hotel	10/50	-	-	-	-	-	-	-	-	-	-	9712	17/9/98	5.52	-	3.00	-	290.43	-
BD Services	10/50	-	-	-	-	-	-	-	-	-	-	9612	24/12/97	1.78	-	1.00	-	36.52	-
Eastern Housing	100/20	2,760	121.50	120.50	120.75	121.50	(0.75)	1,140	122.25	122.25	-	9807	27/12/98	20.05	6.02	16.00	13.25	126.72	0.95
Samorita Hospital	100/50	8,700	153.50	145.00	149.00	153.25	(4.25)	17,050	148.50	157.25	(8.75)	9706	19/3/98	3.91	38.11	-	-	109.22	1.36
Shine Pukur Holdings	100/50	14,500	72.50	71.25	71.25	72.25	(1.00)	3,650	72.00	72.75	(0.75)	9712	10/12/98	11.05	6.45	10.00	14.04	104.55	0.68
Miscellaneous																			
Apex Footwear	100/20	220	234.75	230.00	232.50	235.00	(2.50)	-	-	225.00	-	9712	14/5/98	21.92	10.61	25.00	10.75	207.24	1.12
Apex Tannery	100/10	1,310	217.00	215.00	216.00	218.25	(2.25)	150	214.00	219.00	(5.00)	9806	26/11/98	16.96	12.74	25.00	11.57	405.94	0.53
Aramit	10/50	4,800	52.80	52.30	52.50	52.90	(0.40)	1,800	53.00	53.10	(0.10)	9712	27/6/98	3.49	15.04	2.30	4.38	26.79	1.96
Aramit Cement	100/50	1,800	117.75	116.00	116.75	117.25	(0.50)	-	-	119.00	-	9712	-	-	-	-	-	100.00	1.17
Bata Shoe	10/100	500	102.00	101.00	101.20	101.90	(0.70)	-	-	-	-	9712	3/6/98	11.92	8.49	9.00	8.89	37.01	2.73
BD Luggage	100/50	900	68.00	68.00	68.00	68.50	(0.50)	-	-	68.00	-	9606	-	-	-	-	-	100.00	0.68
Bengal Fine Ceramic	100/50	600	121.00	119.00	119.50	119.00	0.50	-	-	134.00	-	9806	17/12/98	10.51	11.37	10.00	8.37	100.51	1.19
BEXIMCO	10/100	3,200	58.80	58.00	58.40	58.50	(0.10)	2,100	59.40	59.50	(0.10)	9712	5/11/98	10.45	5.59	2.50	4.28	28.84	2.02
BSC	100/5	-	-	-	-	90.00	-	-	-	102.00	-	9606	19/12/96	(74.44)	-	-	-	(556.00)	-
Chittagong Cement	100/5	485	465.00	450.00	456.25	463.50	(7.25)	10	461.00	464.50	(3.50)	9706	22/1/98	34.95	13.05	30.00	6.58	160.30	2.85
Confidence Cement	100/20	720	216.50	210.00	214.25	212.00	2.25	160	209.75	211.50	(1.75)	9706	31/3/98	9.77	21.93	5.00	2.33	218.08	0.98
Excelsior Shoes	100/50	17,750	69.50	67.25	67.50	68.00	(0.50)	18,600	68.25	69.25	(1.00)	9709	31/3/98	8.02	8.42	-	-	121.58	0.56
Fu-Wang Ceramic	100/50	46,350	149.00	135.50	144.00	136.25	7.75	100	141.00	139.25	1.75	9806	17/12/98	2.64	54.55	5.00	3.47	104.37	1.38
GQ Ball Pen	10/50	2,150	108.50	102.00	104.70	100.80	3.90	2,850	105.40	102.80	2.60	9712	24/8/98	8.97	11.67	3.50	3.34	99.11	1.06
Highspeed Ship	100/5	-	-	-	-	-	-	-	-	-	-	9712	22/9/98	7.50	-	7.00	-	134.07	-
Himadri	10/100	-	-	-	-	-	-	-	-	-	-	9612	29/9/97	1.13	-	-	-	12.86	-
Lexco	100/10	350	157.25	155.00	155.25	156.00	(0.75)	-	-	158.00	-	9712	10/9/98	10.80	14.38	10.00	6.44	550.47	0.28
Mark BD Shilpa & Engg	100/50	4,000	88.50	86.50	87.00	88.25	(1.25)	100	89.50	88.75	0.75	9706	29/12/97	13.54	6.43	11.00	12.64	218.88	0.40
Meghna Cement	100/50	850	144.00	141.00	143.25	145.00	(1.75)	150	144.50	147.00	(2.50)	9712	24/9/98	14.29	10.02	10.00	6.98	108.76	1.32
Monno Ceramic	100/5	175	400.25	391.25	396.50	400.25	(3.75)	20	415.00	410.00	5.00	9806	10/12/98	34.35	11.54	35.00	8.83	239.34	1.66
Niloy Cement	100/50	950	117.50	115.50	116.00	116.50	(0.50)	100	112.25	115.50	(3.25)	9806	17/12/98	0.95	122.11	-	-	100.62	1.15
Paragon Leather	100/50	46,000	83.25	81.25	81.50	81.50	-	21,950	82.50	82.75	(0.25)	9706	27/5/98	9.44	8.63	10.00	12.27	113.73	0.72
Phoenix Leather	100/5	-	-	-	-	300.00	-	-	-	-	-	9606	5/1/97	38.26	7.84	-	-	12.89	23.27
Rose Heaven Ball Pen	10/500	36,500	20.70	20.30	20.30	20.70	(0.40)	7,000	20.30	20.80	(0.50)	9806	19/12/98	1.13	17.96	1.00	4.93	16.52	1.23
Samata Leather	100/50	17,550	104.00	89.00	99.00	92.50	6.50	-	-	95.50	-	9712	-	6.05	16.36	-	-	176.72	0.56
Savar Refractories	100/5	1,730	92.00	87.50	89.25	87.50	1.75	-	-	-	-	9706	25/3/98	(9.18)	-	-	-	100.75	0.89
Standard Ceramic	100/50	100	134.00	133.50	133.75	130.00	3.75	-	-	125.00	-	9706	23/6/98	13.37	10.00	10.00	7.48	231.99	0.58
Texpick Industries	100/10	-	-	-	-	85.00	-	-	-	-	-	9706	24/12/97	1.24	68.55	-	-	128.69	0.66
The Engineers	100/5	-	-	-	-	101.00	-	-	-	-	-	9608	27/12/97	75.82	1.33	10.00	9.90	387.50	0.26
Usmania Glass	100/5	55	245.00	242.00	243.50	245.25	(1.75)	-	-	244.00	-	9706	6/3/98	(3.66)	-	15.00	6.16	340.72	0.71
Insurance																			
BGIC	100/10	-	-	-	-	258.00	-	-	-	250.00	-	9712	10/9/98	39.57	6.52	25.00	9.69	234.52	1.10
Central Insurance	100/20	-	-	-	-	160.00	-	-	-	150.00	-	9712	16/9/98	26.00	6.15	20.00	12.50	157.46	1.02
Delta Life Insurance	100/5	-	-	-	-	433.75	-	-	-	450.00	-	9712	27/9/98	-	-	35.00	8.07	100.00	4.34
Eastern Insurance	100/20	-	-	-	-	235.00	-	-	-	205.31	-	9712	12/8/98	28.93	8.12	20.00	8.51	158.46	1.48
Eastland Insurance	100/20	20	170.00	170.00	170.00	166.00	4.00	-	-	180.00	-	9712	27/7/98	31.01	5.48	18.00	10.59	213.01	0.80
Federal Insurance	100/50	-	-	-	-	150.00	-	50	120.00		120.00	9712	17/12/98	17.77	8.44	15.00	10.00	153.86	0.97
Green Delta Insurance	100/10	-	-	-	-	382.00	-	-	-	500.00	-	9712	25/6/98	58.11	6.57	35.00	9.16	282.66	1.35
Janata Insurance	100/20	-	-	-	-	110.00	-	-	-	125.00	-	9612	1/12/97	(43.76)	-	-	-	102.20	1.08
Karnaphuli Insurance	100/20	-	-	-	-	141.00	-	-	-	-	-	9712	24/9/98	21.11	6.68	18.00	12.77	181.20	0.78
National Life Insurance	100/20	-	-	-	-	185.00	-	-	-	332.50	-	9712	4/7/98	-	-	-	-	100.00	1.85
People Insurance	100/20	-	-	-	-	640.00	-	-	-	680.00	-	9712	7/9/98	31.34	20.42	21.00	3.28	243.19	2.63
Phoenix Insurance	100/20	-	-	-	-	241.25	-	-	-	226.00	-	9712	20/5/98	38.56	6.26	30.00	12.44	205.42	1.17
Pragati Insurance	100/10	10	400.00	400.00	400.00	400.00	-	-	-	397.50	-	9712	22/7/98	79.08	5.06	35.00	8.75	438.47	0.91
Purabi Insurance	100/50	-	-	-	-	81.00	-	-	-	-	-	9712	17/12/98	14.00	5.79	5.00	6.17	114.20	0.71
Reliance Insurance	100/50	-	-	-	-	265.00	-	-	-	380.00	-	9712	22/6/98	50.43	5.25	30.00	11.32	363.45	0.73
Rupali Insurance	100/20	60	175.00	168.00	172.50	170.25	2.25	-	-	175.00	-	9712	10/8/98	32.55	5.30	25.00	14.49	254.12	0.68
Sandhani Life Insurance	100/50	-	-	-	-	95.00	-	-	-	100.00	-	9712	10/12/98	-	-	5.00	5.26	100.00	0.95
United Insurance	100/10	40	280.00	270.00	275.00	294.75	(19.75)	-	-	-	-	9712	17/5/98	27.90	9.86	20.00	7.27	206.28	1.33

DEBENTURE

Name	Nature of Debenutre	Year of Float	Date of Maturity	Date of Conversion	Interest Due	FV/ML	Day's Closing Price	
							DSE	CSE
						Tk/Nos	Tk	Tk
Aramit Cement	14%, 20% Convertible, 80% Redeemable	1998	September, 2008	September, 2000	Mar, Sep	2500/2	2,299.75	
BCIL	17%, 20% Convertible, 80% Redeemable	1993	December 31, 1999	February 1, 1995	Jan, Jul	480/1		
BD Luggage	14%, 20% Convertible, 80% Redeemable	1996	September 5, 2003	September 5, 1998	Mar, Sep	2500/2	2,132.00	
BD Zipper	14%, 20% Convertible, 80% Redeemable	1995	August 1, 2002	August 1, 1997	Feb, Aug	1800/2		
BEXIMCO	17%, 100% Redeemable	1989	October 11, 1998		Oct, Apr	162/1		
Beximco Denims	14%, 100% Redeemable	1995	July 10, 2005		Jan, Jul	2500/2		
Beximco Fisheries	14%, 100% Redeemable	1994	May 1, 2004		Jan, Jul	2571.42/1		
Beximco Infusion	17%, 100% Redeemable	1992	October 31, 2000		Oct, Apr	700/2		
Beximco Synthetics	14%, 100% Redeemable	1993	September 1, 2003		Mar, Sep	1963/2		
Beximco Textile	14%, 100% Redeemable	1995	July 1, 2005		Jan, Jul	2500/2	2,250.00	
Beximco Knitting	14%, 20% Convertible, 80% Redeemable	1994	July 1, 2004	July 1, 1995	Jan, Jul	2056/2	1,680.00	
Eastern Housing	15%, 10% Convertible, 90% Redeemable	1994	January 1, 2000	July 1, 1995	Jan, Jul	1687.5/1		

COMPANY CALENDAR

Company	Declaration		Book Closure		AGM/EGM		Company	Declaration		Book Closure		AGM/EGM	
	Year End	Div/ Bon/ Rght	From	To	Date & Time	Venue		Year End	Div/ Bon/ Rght	From	To	Date & Time	Venue
BOC	9808	38%	04/01/99	02/02/99	02/02/99	Gulshan Shishu Park							
BDZipper Deb			16/01/99	31/01/99									
United Ins		5%(I)	27/01/99	02/02/99									
Ibna Sina	9806		28/01/99	06/02/99	06/02/99 10am	Factory Premises							
Janata Ins		10%(I)	30/01/99	05/02/99									
Confedence Cem	9806	15%	02/02/99	17/02/99	17/2/99 11am	Factory Premises							
BX Synthetic Deb			15/02/99	28/02/99									
BD Lugg Deb			17/02/99	04/03/99									

NOTES

FI/ML : Face Value / Market Lots; TK/Nos : Taka/Number of Shares; Vol : Volume; EPS : Earning Per Share; P/E (x) : Price/Earning (Times); DPS : Dividend Per Share; Price/NAV(x) : Price/Net Asset Value(Times); Tkm : Taka in Million; Avg. : Average; Prev. : Previous; Nos : Numbers; Chg. : Change

Prepared by The Daily Star in collaboration with Securities Consultants Limited