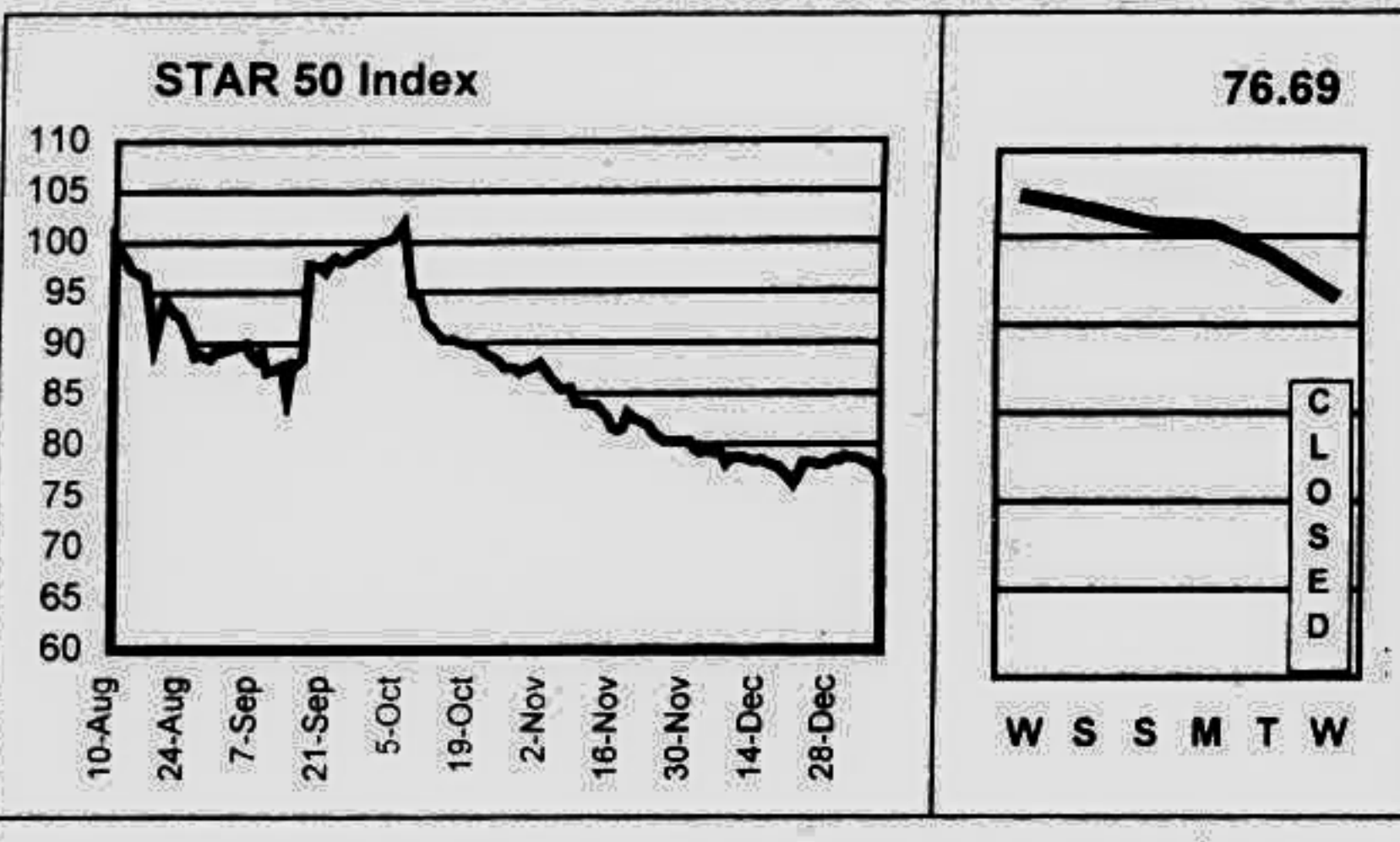
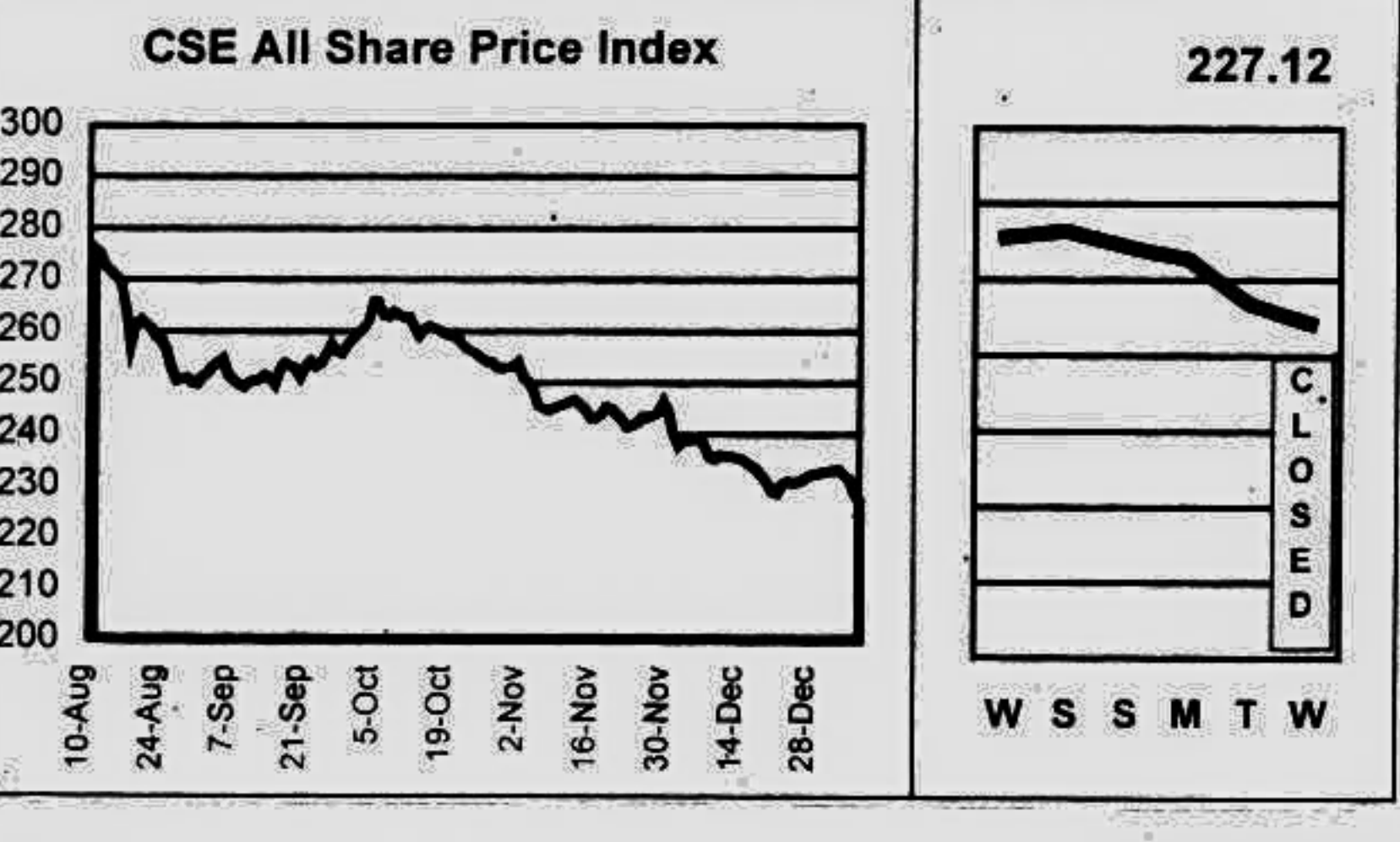
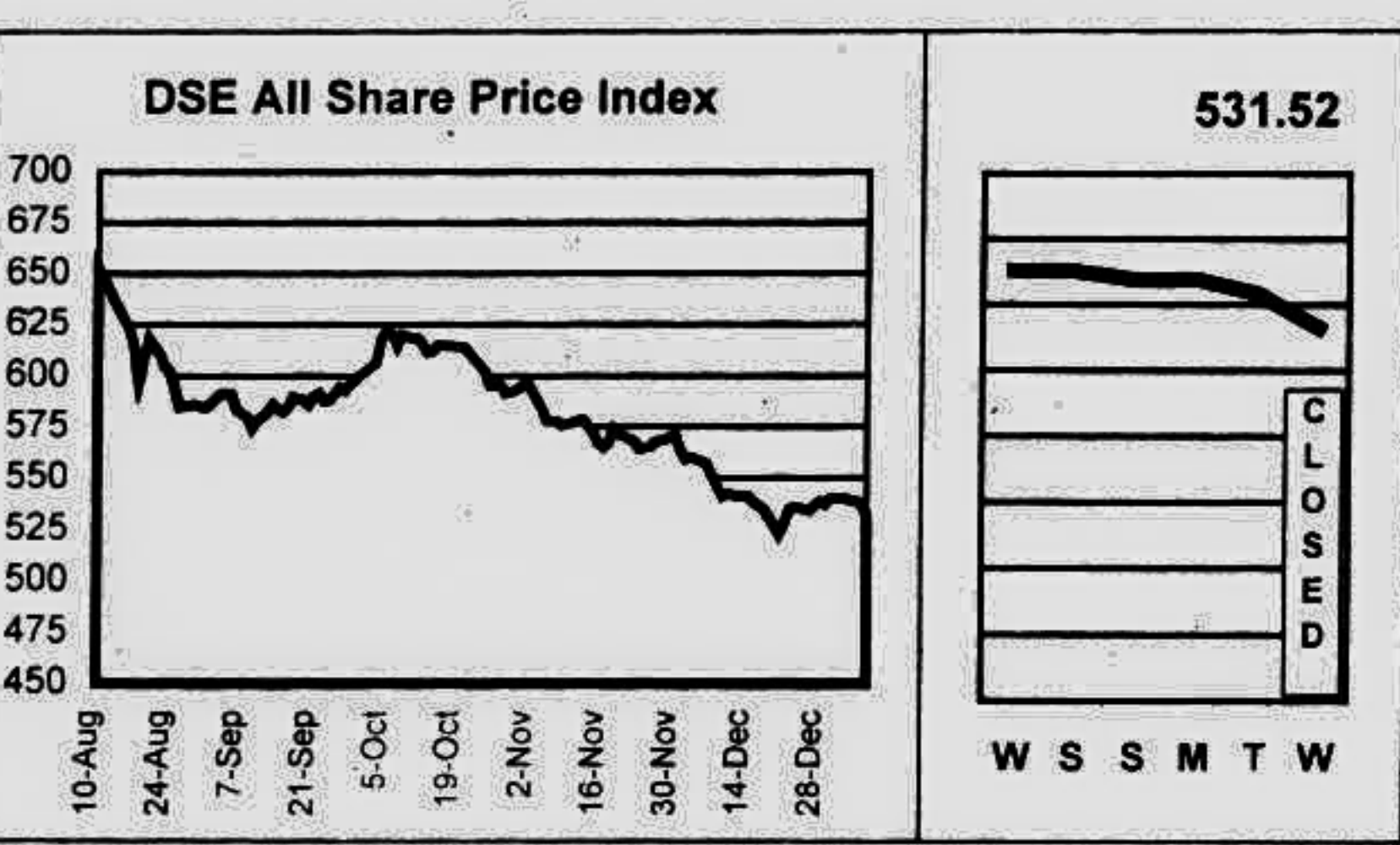


The Daily Star BUSINESS



Fifty companies have been chosen for calculation of the STAR 50 Index based on their market capitalisation, liquidity, free float and corporate track record. The Base Period for the Index is August 10, 1998. The calculation has been done according to the widely used International Finance Corporation formula.



DAY'S MARKET

January 6, 1999

DSE	531.52	CSE	227.12
Change in Index (pts)	(5.09)	(1.28)	
Change in Index (%)	-0.95%	-0.56%	
Market Capitalisation (cr Tk)	4,830.41	4,058.46	
Market Capitalisation (mil US\$)	1,006.33	845.51	
Turnover Volume ('000)	4,150	962	
Turnover Value (cr Tk)	48.54	8.18	
No. of Issues Traded	147	57	
No. of Issues Gained	36	14	
No. of Issues Incurred Loss	87	42	
No. of Issues Unchanged	24	1	
Price Earning Ratio (x)	6.80	6.78	
Dividend Yield (%)	7.67	7.98	

DAY'S MARKET LEADERS

TURNOVER LEADERS

DSE	Vol	Value	CSE	Vol	Value
	'000	Tkm		'000	Tkm
1 Gulf Food	1,308	293.88	1 Mona Food	308	42.47
2 Jh Chemical	381	52.03	2 Sajib Knitwear	107	12.84
3 Mona Food	267	35.30	3 Bengal Biscuit	75	9.53
4 Raspi Food	167	28.83	4 Excelsior Shoe	43	2.91
5 Sajib Knitwear	102	12.67	5 Rahima Food	24	1.73
6 Bengal Biscuit	69	8.95	6 Anima Yarn	17	1.65
7 Dhaka Fisheries	46	6.02	7 Chic Tex	16	1.47
8 Tulip Dairy	23	5.18	8 ACI	37	1.06
9 Anima Yarn	50	4.91	9 Meghna Shrimp	11	0.96
10 Rupon Oil	376	4.63	10 Jh Chemical	7	0.95

CAPITAL GAINERS

DSE	Vol	Change	CSE	Vol	Change
	'000	%		'000	%
1 Raspi Food	167.40	15.03	1 Gulf Food	0.50	18.92
2 Gulf Food	1,307.69	14.81	2 Bengal Biscuits Ltd.	74.74	15.91
3 Bengal Biscuit	69.48	12.69	3 BATBC	8.20	2.98
4 Pharmaco Int	3.36	8.64	4 Meghna Shrimp	10.74	2.59
5 BD Autocars	14.36	8.44	5 H R Tex	1.05	2.58
6 Samoria Hos	0.10	7.23	6 Excelsior Shoe	43.40	2.29
7 Dhaka Fisheries	45.55	5.00	7 Eastern Cables	0.12	2.22
8 Maq Paper	0.01	3.74	8 Rahima Food	23.55	2.09
9 BD General Ins	0.01	3.60	9 BOC	0.40	1.68
10 Dhaka Vegetable	0.49	3.40	10 Ctg. Vegetable	0.60	1.65

CAPITAL LOSERS

DSE	Vol	Change	CSE	Vol	Change
	'000	%		'000	%
1 Shampur Sugar	84.70	(14.39)	1 UCBL	0.02	(19.96)
2 Sajib Knitwear	101.55	(13.52)	2 Imam Button	5.90	(10.51)
3 Metalex Corp	0.01	(10.00)	3 Anima Yarn	16.70	(10.20)
4 Imam Button	12.10	(9.09)	4 IFIC Bank	0.01	(8.35)
5 Kanim Pipe	0.20	(8.24)	5 Sajib Knitwear	107.20	(8.34)
6 Anwar Galva	0.05	(7.57)	6 Perfume Chem	0.10	(7.96)
7 Monno Jute	0.01	(7.14)	7 Aftab Auto	0.04	(7.31)
8 Rahman Chem	0.51	(6.85)	8 ACI	37.20	(6.93)
9 Eastland Ins	0.02	(6.43)	9 Rupon Oil	61.00	(6.11)
10 Mona Food	256.95	(6.21)	10 Padma Tex	0.02	(4.99)

LEAGUE TABLE

Company Name	FV/M	Market Performance						AGM				Financial Performance								
		Dhaka Stock Exchange			Chittagong Stock Exchange			Year	Date	EPS	P/E	DPS	Yield	NAV	Price					
		Vol	Day's High	Day's Low	Day's Closing	Prev. Closing	Net Chg									Vol	Day's Closing	Prev. Closing	Net Chg	
Apex Weaving	10050	2,200	51.50	50.75	51.00	51.00														
Arise Textile	10010	1,800	18.20	15.90	15.90	16.20														
Arise Textile	10050	3,900	161.25	150.00	150.25	155.25														
BD Dyeing	10020	3,200	130.75	125.75	126.50	133.00														
BD Dyeing	10050	2,000	241.00	236.00	236.50	237.00														
BD Dyeing	10020	2,000	134.50	134.25	134.25	134.25														
BD Dyeing	10050	900	126.50	126.00	126.00	130.00														
Chic Tex	10050	132,500	9.00	9.00	9.20	9.20														
CNC Kamal	10050	1,000	47.75	47.25	47.50	48.50														
Dandy Dyeing	10050	2,100	54.00	53.25	53.25	53.25														
Della Millers	10020	1,400	78.50	77.75	77.75	78.50														
Dish Generalist	10010	1,300	20.90	19.20	20.00	20.00														
Dulania Cotton	10010	1,200	90.00	90.00	90.00	91.25														
Dynamic Textile	10020	4,800	34.00	33.50	33.75	34.00														
Eagle Star Textile	10050	6,900	12.70	12.50	12.50	12.70														
GEM Knitwear	10050	1,000	77.00	77.00	77.00	77.00														
GEM Industrial Corp.	10050	1,000	22.50	22.50	22.50	22.50														
H R Textile	10050	850	85.50	84.75	85.00	85.00														
Hussain Garments	10050	1,400	78.50	77.75	77.75	78.50														
Mia Textile	10020	280	53.00	52.50	52.50	53.00														
Mithun Knitting	10020	300	68.25	68.25	68.25	68.00														
Modern Dyeing	10050	30	76.25	76.25	76.25	76.25														
Monno Fabrics	10050	2,700	90.00	90.00	90.00	90.00														
Padma Textile	10020	160	208.25	207.25	207.50	212.25														
Prime Textile	10050	350	69.75	69.00	69.00	69.00														
Quamrul	10010	3,500	20.70	19.80	20.00	20.70														
Quamrul	10010	1,200	20.90	19.20	20.00	20.00														
Rahim Textile	10050	1,300	90.00	90.00	90.00	91.25														
Sahum Textile	10010	100	90.00	90.00	90.00	91.25														
Sajib Knitwear	10050	101,500	140.00	138.00	142.75	144.25														
Sonargang Textile	10050	50	64.50	64.50	64.50	64.50														
Srapur Textile	10050	1,000	56.25	56.25	56.25	56.25														
STM	10050	1,000	68.00	68.00	68.00	68.00														
Tally Spinning	10010	230	63.50	63.00	63.00	63.50														
Tamuddud Textile	10010	230	63.50	63.00	63.00	63.50														

DEBENTURE

Name	Nature of Debenure	Year	Date of Float	Date of Conversion	Interest	FV/M	Day's Closing Price
			Float	Maturity	Due	Tk/US\$	DSE CSE
Aramit Cement	14%, 20% Convertible, 80% Redeemable	1998	September, 2000	September, 2000	Mar, Sep	2500/2	2,294.25
BCIL	17%, 20% Convertible, 80% Redeemable	1993	December 31, 1999	February 1, 1995	Jan, Jul	4801	
BD Luggage	14%, 20% Convertible, 80% Redeemable	1996	September 5, 2003	September 5, 1998	Mar, Sep	2500/2	2,025.00
BD Zipper	14%, 20% Convertible, 80% Redeemable	1995	August 1, 2002	August 1, 1997	Feb, Aug	1800/2	1,388.00
BEXIMCO	17% 100% Redeemable	1999	October 11, 1998	October 11, 1998	Oct, Aug	1621	
Beximco Denims	14% 100% Redeemable	1995	July 10, 2005	July 10, 2005	Jan, Jul	2500/2	
Beximco Fisheries	14% 100% Redeemable	1994	May 1, 2004	May 1, 2004	Jan, Jul	2512/401	
Beximco Infusion	17% 100% Redeemable	1992	October 31, 2000	October 31, 2000	Oct, Aug	700/2	770.00
Beximco Synthetics	14% 100% Redeemable	1993	September 1, 2003	September 1, 2003	Mar, Sep	1963/2	
Beximco Textile	14% 100% Redeemable	1995	July 1, 2005	July 1, 2005	Jan, Jul	2500/2	
Beximco Knitting	14%, 20% Convertible, 80% Redeemable	1994	July 1, 2004	July 1, 1995	Jan, Jul	2056/2	1,798.00
Eastern Housing	15%, 10% Convertible, 90% Redeemable	1994	January 1, 2000	January 1, 1995	Jan, Jul	1687.51	

COMPANY CALENDAR

Company	Declaration	Book Closure	AGM/EGM	Company	Declaration	Book Closure	AGM/EGM
	Year	Div/Bon/Right	From To		Year	Div/Bon/Right	From To
BOC	9808	38%	04/01/99	02/02/99	02/02/99	Gulshan Shishu Park	
BD Zipper Deb			16/01/99	31/01/99			
United Ins		5%	27/01/99	02/02/99			
BSC	9808		22/01/99	28/01/99	28/01/99	4pm	Head Office, Ctg.
Iba Sina	9806		28/01/99	06/02/99	06/02/99	10am	Factory Premises

NOTES

FV/M : Face Value / Market Lots
TK/NO : Taka/Number of Shares
Vol : Volume
EPS : Earning Per Share
P/E (x) : Price/Earning (Times)
DPS : Dividend Per Share
Price/NAV(x) : Price/Net Asset Value(Times)
Taka In Million
Avg. Prev. : Average No. Change
Nos : Numbers