The Daily Star
BUSINESS

DHAKA MONDAY, JANUARY 4, 1999

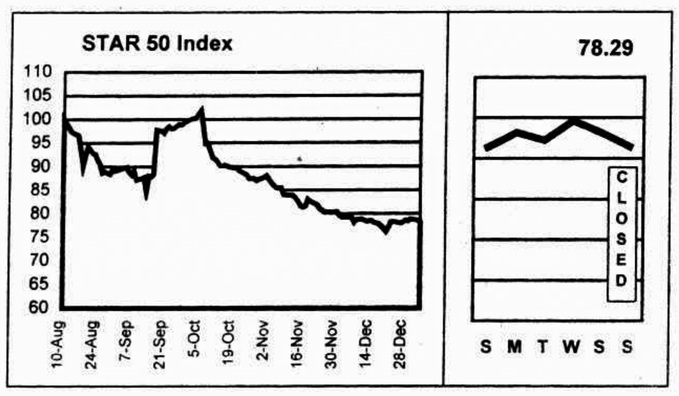

Fifty companies have been chosen for calculation of the **STAR 50 Index** based on their market capitalisation, liquidity, free float and corporate track record. The **Base Period** for the Index is **August 10, 1998**. The calculation has been done according to the widely used International Finance Corporation formula.

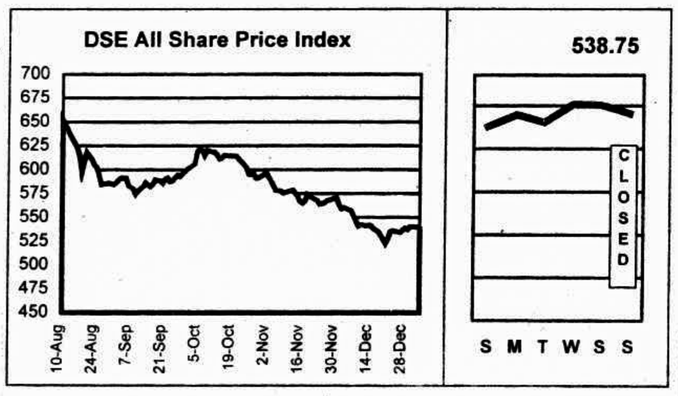

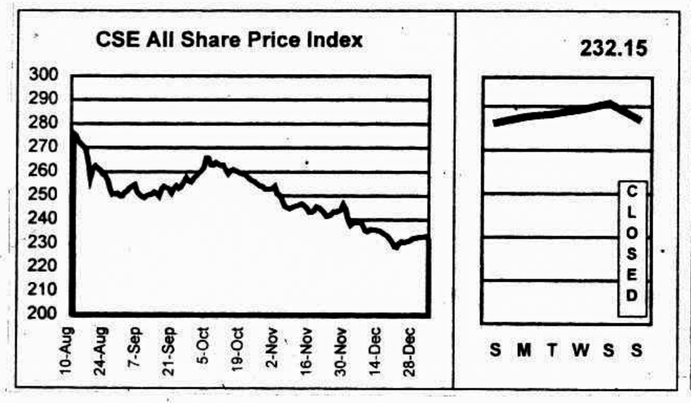

DAY'S MARKET
January 3, 1999

	DSE	CSE
All Share Price Index	538.75	232.15
Change in Index (pts)	(1.38)	(1.08)
Change in Index (%)	-0.26%	-0.47%
Market Capitalisation (cr Tk)	4,896.07	4,142.85
Market Capitalisation (mil US$)	1,020.02	863.09
Turnover Volume ('000)	5,399	1,065
Turnover Value (cr Tk)	31.80	8.45
No. of Issues Traded	145	55
No. of Issues Gained	52	16
No. of Issues Incurred Loss	77	37
No. of Issues Unchanged	16	2
Price Earning Ratio (x)	6.89	6.93
Dividend Yield (%)	7.53	7.79

DAY'S MARKET LEADERS

TURNOVER LEADERS

DSE	Vol '000	Value Tkm	CSE	Vol '000	Value Tkm
1 JH Chemical	839	110.96	1 Anlima Yarn	306	33.49
2 Gulf Food	328	51.63	2 Mona Food	137	19.53
3 Rupon Oil	2,436	31.92	3 Sajib Knitwear	139	16.58
4 Anlima Yarn	228	24.94	4 Rupon Oil	217	2.95
5 Sajib Knitwear	133	16.70	5 Rahima Food	29	2.15
6 Mona Food	100	14.55	6 Imam Button	17	1.82
7 Tulip Dairy	38	8.64	7 Meghna Shrimp	16	1.45
8 Paragon Leather	94	7.76	8 Chic Tex	102	0.97
9 Imam Button	38	4.33	9 Perfume Chem	10	0.95
10 Raspit Food	22	3.22	10 Paragon Leather	11	0.94

CAPITAL GAINERS

DSE	Vol '000	Change %	CSE	Vol '000	Change %
1 Imam Button	38.30	19.58	1 Imam Button	16.70	16.84
2 BD Autocars	13.19	19.17	2 Sajib Knitwear	139.00	9.66
3 Sajib Knitwear	133.30	18.44	3 Perfume Chem	10.20	9.12
4 National Oxygen	0.05	8.70	4 Anlima Yarn	305.85	5.54
5 Anlima Yarn	227.75	8.15	5 Gachihata Aqua	3.65	4.63
6 Renwick Jaj	0.15	6.50	6 Islami Bank	0.00	3.70
7 Dulamia Cotton	0.02	6.00	7 Aftab Auto	0.08	3.48
8 Dhaka Fisheries	17.45	4.46	8 Al Arafa	0.02	3.04
9 M Hossain Gar	24.15	3.85	9 BD Luggage	0.50	2.30
10 Aftab Auto	0.43	3.13	10 Eastern Cables	0.38	1.76

CAPITAL LOSERS

DSE	Vol '000	Change %	CSE	Vol '000	Change %
1 JH Chemical	839.00	(11.98)	1 Reckit & Colman	0.05	(19.50)
2 Tulip Dairy	38.04	(9.37)	2 Meghna Shrimp	16.08	(8.61)
3 Meghna Shrimp	8.90	(8.16)	3 JH Chemical	1.65	(4.96)
4 National Life Ins	0.05	(8.11)	4 Niloy Cement	0.10	(4.33)
5 Eagle Star Tex	11.40	(6.67)	5 Aziz Pipes	0.02	(4.03)
6 5th ICB	0.02	(6.11)	6 Eagle Star Tex	12.60	(3.68)
7 GEM Knitwear	0.55	(4.69)	7 Beximco Synthetic	0.02	(2.83)
8 Pharmaco Int	0.10	(4.50)	8 Aramit Ltd	0.55	(2.41)
9 Gulf Food	327.80	(3.96)	9 Ctg. Vegetable	0.20	(2.13)
10 Karim Pipe	0.05	(3.52)	10 Chic Tex	102.00	(2.06)

LEAGUE TABLE

Company Name	FV/ML	Market Performance – Dhaka Stock Exchange						Market Performance – Chittagong Stock Exchange				AGM		Financial Performance					
		Vol	Day's High	Day's Low	Day's Closing	Prev. Closing	Net Chg	Vol	Day's Closing	Prev. Closing	Net Chg	Year End	Date	EPS	P/E	DPS	Yield	NAV per Share	Price/ NAV
	Tk/nos	nos	Tk	Tk	Tk	Tk	Tk	nos	Tk	Tk	Tk	YM	D/M/Y	Tk	x	Tk	%	Tk	x
Banks																			
Al-Arafa	1000/5	45	1,019.00	1,004.00	1,009.25	1,019.00	(9.75)	15	964.50	955.50	28.00	9803		312.89	3.23			1,318.80	0.77
Al Baraka Bank	1000/1					1,000.00						9712	1/12/98	(624.54)				1,061.40	0.94
Arab Bangladesh Bank	100/5	30	91.00	91.00	91.00	90.00	1.00			114.00		9712	12/9/98	24.03	3.79	10.00	10.99	177.92	0.51
City Bank	100/5					111.25				220.00		9712	14/12/98	55.66	2.00			264.45	0.42
Eastern Bank	100/20					110.00						9712	12/11/98	57.14	1.93			159.58	0.69
IDLC	100/20	160	485.00	480.00	480.50	495.00	(14.50)			450.00		9712	2/6/98	59.60	8.06	30.00	6.24	214.74	2.24
IFIC Bank	100/5					98.00				107.00		9612	27/7/98	20.29	4.83			203.96	0.48
Islami Bank	1000/1	2	2,060.00	2,060.00	2,060.00	2,071.00	(11.00)	1	2,100.00	2,025.00	75.00	9712	20/8/98	322.18	6.39	21.00	1.02	3,925.20	0.52
National Bank	100/20	820	65.50	65.00	65.25	66.50	(1.25)			66.00		9712	24/11/98	43.47	1.50			261.19	0.25
Pubali Bank	100/5					109.50				95.00		9712	29/11/98	262.14	0.42			323.20	0.34
Rupali Bank	100/10	100	85.00	85.00	85.00	85.00				70.00		9612	30/5/98	1.36	62.50			(134.40)	
UCBL	100/5					70.25				135.25		9612	27/8/97	34.66	2.03			198.58	0.35
United Leasing	100/20	260	940.00	930.00	932.25	915.00	17.25					9712	27/5/98	91.23	10.22	24.00	2.57	356.91	2.61
Uttara Bank	100/5					85.00						9712	24/11/98	4.98	17.07			304.72	0.28
Uttara Finance	100/50	450	202.00	200.00	200.75	199.50	1.25			200.25		9712	30/6/98	12.83	15.65	10.00	4.98	106.12	1.89
Investment																			
1st BSRS MF	100/50	300	73.00	69.25	71.50	71.75	(0.25)			73.25									
1st ICB MF	100/5					1,010.00				1,800.00		9806	21/10/98	119.44	8.46	70.00	6.93	369.74	2.81
2nd ICB MF	100/5					400.00				425.00		9806	21/10/98	10.49	38.13	30.00	7.50	141.57	2.83
3rd ICB MF	100/5					330.00				570.00		9806	21/10/98	18.69	17.66	35.00	10.61	234.79	1.41
4th ICB MF	100/10	30	260.00	259.00	259.50	260.00	(0.50)			732.00		9806	21/10/98	27.81	9.33	32.00	12.33	167.65	1.55
5th ICB MF	100/10	20	175.00	163.00	169.00	180.00	(11.00)			300.00		9806	21/10/98	16.93	9.98	22.00	13.02	134.46	1.26
6th ICB MF	100/10	100	155.00	155.00	155.00	155.00				145.50		9806	21/10/98	9.39	16.51	18.00	11.61	135.10	1.15
7th ICB MF	100/50	150	125.50	125.00	125.00	128.00	(3.00)			130.25		9806	21/10/98	6.72	18.60	14.00	11.20	119.42	1.05
8th ICB MF	100/50	200	117.00	116.25	116.50	116.25	0.25			125.00		9806	21/10/98	3.35	34.78	12.00	10.30	116.60	1.00
ICB	100/5					200.00				175.00		9806	21/10/98	22.06	9.07	7.00	3.50	285.84	0.70
Engineering																			
Aftab Automobile	100/5	425	180.00	168.00	173.00	167.75	5.25	80	170.75	165.00	5.75	9808	17/12/98	27.55	6.28	16.00	9.25	237.80	0.73
Anwar Galvanizing	100/50	3,450	189.00	183.00	184.75	184.75				176.00		9706	30/3/98	21.44	8.62	15.00	8.12	106.44	1.74
Atlas Bangladesh	10/50	400	125.00	122.00	122.70	119.20	3.50					9706	28/12/97	22.39	5.48	15.00	12.22	59.89	2.05
Aziz Pipe	100/5	915	614.00	610.00	610.50	612.00	(1.50)	15	595.00	620.00	(25.00)	9712	30/7/98	13.53	45.12	15.00	2.46	544.82	1.12
BD Autocars	100/5	13,185	79.75	67.00	79.25	66.50	12.75			62.00		9706	30/12/97	11.69	6.78			130.72	0.61
BD Lamps	100/5	280	610.00	560.00	603.75	618.25	(14.50)			650.00		9712	9/9/98	34.88	17.31	30.00	4.97	243.81	2.48
BEMCO	100/10					90.00						9712	30/12/98	(30.96)				76.67	1.17
Bengal Steel	10/50					1,113.70						9612	27/9/97	(1.46)				2.34	475.94
Eastern Cables	100/5	2,190	114.00	111.00	113.00	114.75	(1.75)	380	115.50	113.50	2.00	9706	30/3/98	7.68	14.71			137.77	0.82
Karim Pipe	100/5	50	89.00	89.00	89.00	92.25	(3.25)					9712	24/12/98	(22.77)				58.60	1.52
Kay & Que	100/50	6,350	208.50	205.00	206.75	208.75	(2.00)			222.25		9612	28/9/97	10.99	18.81	12.50	6.05	119.00	1.74
Metalex Corp.	100/5					120.00						9506	24/4/96	(562.54)				(3,101.00)	
Monno Jute Staffier	100/5					265.00						9712	1/12/98	22.59	11.68	20.00	7.55	228.48	1.16
Monno Jutex	100/5					1,270.00						9806	2/12/98	101.90	12.46	75.00	5.91	689.99	1.84
National Tubes	100/10					442.50						9706	19/3/98	164.35	2.69	15.00	3.39	230.00	1.92
Olympic Industries	100/5	3,025	152.75	150.00	150.00	151.75	(1.75)	150	151.75	153.25	(1.50)	9703	22/12/97	19.22	7.80	20.00	13.33	184.61	0.81
Quasem Drycell	10/50	64,900	22.40	21.80	21.90	22.30	(0.40)	13,050	22.10	22.40	(0.30)	9806	10/12/98	1.77	12.37	2.00	9.13	26.33	0.83
Renwick Jajnes.	100/5	150	53.75	53.00	53.25	50.00	3.25					9806	31/12/98	(15.46)				(21.96)	
Singer Bangladesh	100/5	200	1,420.00	1,390.00	1,406.50	1,426.75	(20.25)					9801	21/5/98	93.37	15.06	60.00	4.27	164.06	8.57
Thai Aluminum	100/10	60	280.00	270.00	277.00	269.50	7.50			380.00		9712	24/9/98	34.04	8.14	10.00	3.61	154.18	1.80
Wonderland Toys	100/50	7,200	72.00	69.25	69.25	69.50	(0.25)			66.75		9806	9/12/98	(11.25)				87.77	0.79
Food & Allied																			
AB Biscuit	100/5					70.00						9506	30/12/95	(26.78)				238.76	0.29
Alpha Tobacco	10/50	500	71.00	69.20	70.20	69.60	0.60					9709	25/3/98	5.82	12.06	5.00	7.12	75.89	0.93
Amam Sea Food	100/5					357.00						9806	7/12/98	(18.37)				1.03	346.60
AMCL (Pran)	100/10	1,120	276.00	271.00	272.00	279.25	(7.25)			281.75		9806	15/12/98	29.31	9.28	20.00	7.35	217.85	1.25
Apex Food	100/5	80	446.00	437.00	443.50	456.50	(13.00)			450.75		9806	24/12/98	19.57	22.66	20.00	4.51	669.59	0.66
Bangas	100/5					151.00						9706	29/12/97	10.92	13.83			145.40	1.04
BD Plantation	100/5					810.00						9706	28/12/97	(128.98)				(345.10)	
Bengal Biscuit	100/20	5,820	96.50	93.75	95.00	94.75	0.25	850	94.75	96.00	(1.25)	9706	29/3/98	26.31	3.61			234.32	0.41
Beximco Fisheries	100/20	880	110.00	107.00	108.00	107.25	0.75	100	109.50	110.00	(0.50)	9712	19/11/98	18.53	5.83	20.00	18.52	132.82	0.81
BLTC	100/5					680.00						9712	29/9/98	77.11	8.82	45.00	6.62	1,487.90	0.46
BATBC	10/50	950	95.00	94.90	94.90	94.90				95.00		9712	21/5/98	12.16	7.80	8.00	8.43	35.63	2.66
Chittagong Vegetable	100/10	200	90.50	90.50	90.50	92.00	(1.50)	200	92.00	94.00	(2.00)	9706	30/12/97	(0.51)				104.43	0.87
Dhaka Fisheries	100/50	17,450	138.00	128.00	128.75	123.25	5.50			125.00		9806	17/12/98	4.21	30.58			117.01	1.10
Dhaka Vegetable	100/5	330	54.75	53.00	54.00	53.25	0.75					9506	10/9/97	(5.33)				108.80	0.50
EL Camelia	100/5					1,650.00						9612	11/10/97	(49.30)				(469.70)	
Gachihata	100/50	14,200	56.00	54.25	54.75	54.75		3,650	56.50	54.00	2.50	9804	30/11/98	6.59	8.31			139.32	0.39
Gemini Sea Food	100/5					158.00						9709	12/12/98	12.87	12.28	10.00	6.33	108.50	1.46
Gulf Foods	100/50	327,800	170.00	156.00	157.50	164.00	(6.50)			159.75		9806	28/12/98	0.38	414.47			100.89	1.56
Hill Plantation	100/5					910.00						9706	28/12/97	(29.32)				(43.43)	
Meghna Shrimp	100/20	8,900	98.00	87.00	87.25	95.00	(7.75)	16,080	90.25	98.75	(8.50)	9612	29/9/97	20.67	4.22	18.00	20.63	102.07	0.85
Meghna Vegetable Oil	100/50	600	138.00	132.00	133.75	133.50	0.25			127.25		9806	30/12/98	16.04	8.34	15.00	11.21	175.56	0.76
Modern Industries	100/5					85.00						9712	29/7/98	(15.23)				49.17	1.73
Mona Food	100/50	99,650	152.00	145.00	146.00	143.00	3.00	136,800	142.75	141.00	1.75	9806	29/12/98	6.71	21.76	5.00	3.42	109.24	1.34
NTC	100/5	210	390.00	387.00	388.75	390.50	(1.75)			321.00		9712	29/4/98	151.89	2.56	30.00	7.72	402.42	0.97
Rabeya Flour	10/50											9712	21/9/98	1.31		10.00		7.93	
Rahima Food Corp.	100/50	30,650	75.00	72.25	72.75	72.50	0.25	28,850	74.50	74.25	0.25	9706	29/12/97	6.02	12.08			117.64	0.62
Raspit Food	100/50	21,850	153.00	146.50	147.25	149.25	(2.00)			160.00		9612	30/10/97	11.82	12.46			101.64	1.45
Rupon Oil	10/100	2,436,400	13.90	12.90	13.10	12.90	0.20	216,900	13.60		13.60	9706	12/9/98	0.11	119.09			32.14	0.41
Shyampur Sugar Mills	10/100	6,900	11.70	11.50	11.60	11.70	(0.10)					9706	31/3/98	(13.31)				(53.00)	
Tripti Industries	100/5	1,435	93.00	91.75	92.00	92.75	(0.75)	300	92.75	93.25	(0.50)	9608		4.74	19.41	10.00	10.87	110.00	0.84
Tulip Dairy	100/5	38,040	245.00	225.00	227.25	250.75	(23.50)					9306	30/3/95	(35.14)				53.99	4.21
Yousuf Flour	10/50											9806	29/12/98	0.16				10.29	
Zeal Bangla	10/50	211,400	11.30	10.70	10.70	10.80	(0.10)					9706	26/8/98	(7.46)				(36.50)	
Fuel & Power																			
BOC	10/50	500	83.00	81.00	81.50	81.10	0.40	850	80.40	81.50	(1.10)	9709	20/1/98	4.84	16.84	3.00	3.68	11.84	6.88
Eastern Lubricant	10/50					48.10						9706	12/3/98	6.29	7.65	3.50	7.28	40.27	1.19
National Oxyg.	100/10	50	50.00	50.00	50.00	46.00	4.00			90.00		9606	30/6/97	(1,110.86)				(337.60)	
Padma Oil	10/50					195.00				197.50		9706	24/3/98	14.29	13.65	3.00	1.54	68.52	2.85
Jute																			
Ahad Jute	100/10											9706	21/12/97	(5.28)				(372.90)	
Islam Jute	100/5					106.00						9806	10/12/98	40.02	2.65			1,164.00	0.09
Jute Spinners	100/5					224.00						9706	29/3/98	26.56	7.84	15.00	6.70	(58.08)	
Mutual Jute	100/5											9706	30/12/97	24.89		15.00		184.29	
Northern Jute	10/200	12,400	29.00	28.30	28.60	29.00	(0.40)					9706	27/12/97	1.13	25.31			10.80	2.65
Saleh Carpet	10/200	345,200	9.20	9.00	9.00	9.00						9612	22/12/97	(12.81)				(104.30)	
Sonali Ansh	100/5					230.00						9706	21/12/97	24.07	9.56			15.11	15.22
Textile																			
Al-Haj Textile	10/50											9706	24/12/97	1.56		10.00		11.76	
Alltex Industries	100/50	5,200	54.00	51.50	51.75	52.25	(0.50)	1,500	52.50	52.75	(0.25)	9806	17/12/98	11.87	4.36			122.81	0.42
Anlima Yarn Dyeing	100/50	227,750	121.00	98.00	109.50	101.25	8.25	305,850	109.50	103.75	5.75	9706	4/12/97					100.00	1.10
Apex Spinning	100/20					107.50				106.00		9803	7/12/98	23.97	4.48	12.50	11.63	152.57	0.70

LEAGUE TABLE

Company Name	FV/ML	Market Performance – Dhaka Stock Exchange						Market Performance – Chittagong Stock Exchange				AGM		Financial Performance					
		Vol	Day's High	Day's Low	Day's Closing	Prev. Closing	Net Chg	Vol	Day's Closing	Prev. Closing	Net Chg	Year End	Date	EPS	P/E	DPS	Yield	NAV per Share	Price/ NAV
	Tk/nos	nos	Tk	Tk	Tk	Tk	Tk	nos	Tk	Tk	Tk	YM	D/M/Y	Tk	x	Tk	%	Tk	x
Pharma & Chemical																			
ACI	10/50	14,850	30.60	30.40	30.50	30.60	(0.10)	2,800	30.50	30.90	(0.40)	9712	23/7/98	3.73	8.18	3.00	9.84	39.36	0.77
Ambee Pharma	10/50	550	39.30	38.60	38.80	39.50	(0.70)			38.00		9712	12/9/98	2.40	16.17	2.50	6.44	11.48	3.38
Bangla Process	100/5					60.00						9706	28/12/97	3.26	18.40			148.65	0.40
BCIL	100/10	170	115.00	114.50	114.75	116.00	(1.25)			115.00		9806	17/12/98	14.63	7.84	10.00	8.71	146.68	0.78
Beximco Infusions	100/10	470	280.00	282.00	287.25	286.25	1.00			278.75		9712	15/11/98	45.80	6.27	25.00	8.70	160.03	1.79
Beximco Pharma	10/50	11,200	51.70	51.30	51.30	51.50	(0.20)	3,650	51.60	52.00	(0.40)	9712	10/12/98	8.25	6.22	3.00	5.85	64.37	0.80
Beximco Synthetics	100/20	2,340	167.00	164.25	165.25	166.00	(0.75)	20	163.00	167.75	(4.75)	9712	19/11/98	34.19	4.83	25.00	15.13	127.61	1.29
Glaxo Bangladesh	10/50					60.00						9612	30/4/98	6.78	8.85	2.75	4.58	42.45	1.41
Imam Button	100/50	38,300	113.25	99.00	113.00	94.50	18.50	16,700	109.25	93.50	15.75	9806	30/12/98	7.37	15.33	5.00	4.42	100.47	1.12
JH Chemical	100/50	839,000	164.00	124.00	132.25	150.25	(18.00)	1,650	139.00	146.25	(7.25)	9712						100.00	1.32
Kohinoor Chemicals	100/5	175	80.00	76.25	78.25	76.50	1.75			70.00		9406	27/2/95	(7.77)				(270.20)	
Libra Pharma	100/20					269.00				245.00		9806	17/12/98	37.04	7.02	22.00	8.46	269.09	0.97
National Polymer	100/10	50	145.00	144.00	144.50	143.00	1.50			173.00		9706	29/9/97	38.82	3.72	20.00	13.84	169.44	0.85
Orion Infusion	100/20					40.75				34.43		9606	3/2/97	8.09	5.04	17.00	41.72	102.38	0.40
Perfume Chemical	100/50	26,750	92.00	83.75	84.25	84.75	(0.50)	10,200	92.75	85.00	7.75	9806	30/4/98	1.62	52.01			108.11	0.78
Petro Synthetic	10/50	2,200	21.60	21.30	21.40	21.40						9612	2/10/97	(10.66)				(41.17)	
Pharma Aids	100/5					99.00						9706	29/12/97	(6.01)				117.61	0.84
Pharmaco	100/5	100	53.00	53.00	53.00	55.50	(2.50)					9706	30/3/98	3.14	16.88			58.58	0.90
Rahman Chemicals	100/10	550	37.50	37.00	37.00	38.00	(1.00)					9612	13/11/97	(11.71)				(47.06)	
Reckitt & Colman	10/50	50	80.00	80.00	80.00	78.60	1.40	50	73.50	91.30	(17.80)	9801	19/5/98	4.83	16.50	2.75	3.44	25.63	3.12
Renata	100/5					375.00						9712	17/6/98	39.14	5.58			140.98	2.66
Square Pharma	100/20	480	690.00	686.00	687.75	682.50	5.25			680.00		9803	13/8/98	114.27	6.02	45.00	6.54	677.49	1.02
TBL	100/5					59.00				85.50		9712	30/7/98	(313.75)				(1,362.00)	
The Ibnsina	100/10					168.00				163.00		9706	5/3/98	19.15	8.77	15.00	8.93	108.49	1.55
Wata Chemicals	100/20					171.00				209.00		9712	26/8/98	3.85	44.42	10.00	5.85	190.18	0.90
Paper & Printing																			
Azadi Printers	100/10									5.00		9606	24/12/97	(13.48)				(393.60)	
Eagle Box	10/50					84.00						9806	9/11/98	(36.11)				(218.70)	
MAQ Enterprises	100/50	400	57.50	57.00	57.25	57.00	0.25			56.00		9612		12.24	4.68			126.94	0.45
MAQ Paper	100/20	40	94.00	93.00	93.50	96.75	(3.25)			105.50		9712	20/9/98	18.47	5.06	10.00	10.70	123.04	0.76
Monospool Paper	100/5	140	45.00	41.50	42.75	42.25	0.50					9806	15/9/98	1.88	22.74			178.33	0.24
Padma Printers	10/50	1,200	19.70	17.00	18.30	18.20	0.10					9612	23/12/96					10.00	1.83
Paper Process	100/10	6,540	42.00	39.25	39.50	38.50	1.00					9512	26/12/97	2.62	15.08			82.03	0.48
Sonali Paper	10/50	400	29.50	28.20	28.80	29.60	(0.80)			27.20		9606	30/12/96	1.07	26.92	1.50	5.21	10.19	2.83
Services & Real Estate																			
BD Hotel	10/50											9712	17/9/98	5.52		3.00		290.43	
BD Services	10/50											9612	24/12/97	1.78		1.00		36.52	
Eastern Housing	100/20	1,180	124.50	123.50	124.00	124.00		380	124.00	124.25	(0.25)	9807	27/12/98	20.05	6.18	16.00	12.90	126.72	0.98
Samorita Hospital	100/50					110.00				131.25		9706	19/3/98	3.91	28.13			109.22	1.01
Shine Pukur Holdings	100/50	15,800	76.50	75.00	75.25	76.25	(1.00)	1,650	76.00	77.25	(1.25)	9712	10/12/98	11.05	6.81	10.00	13.29	104.55	0.72
Miscellaneous																			
Apex Footwear	100/20	680	236.00	230.00	232.25	230.00	2.25	20	225.00	225.00		9712	14/5/98