The Daily Star BUSINESS

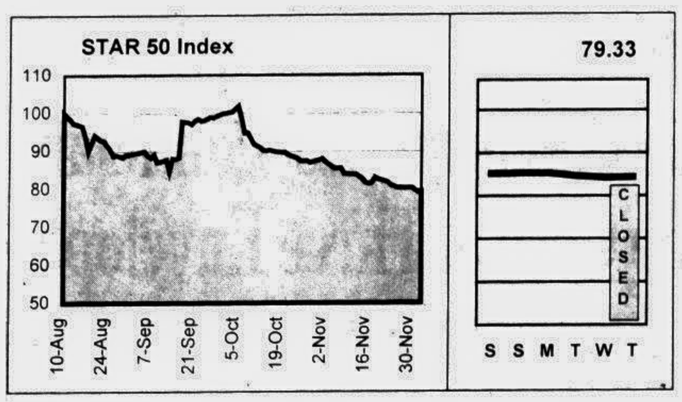

Fifty companies have been chosen for calculation of the **STAR 50 Index** based on their market capitalisation, liquidity, free float and corporate track record. The **Base Period** for the Index is **August 10, 1998**. The calculation has been done according to the widely used International Finance Corporation formula.

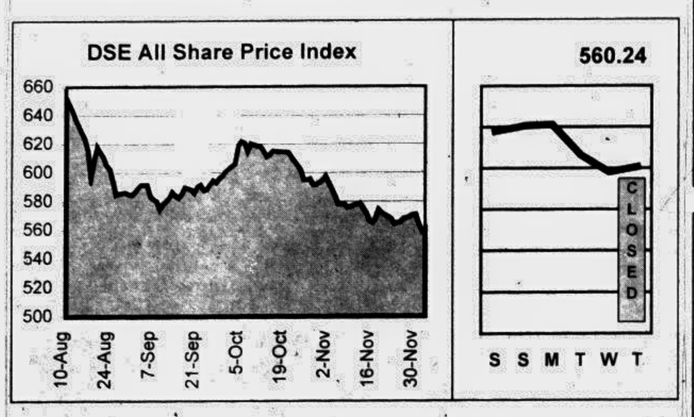

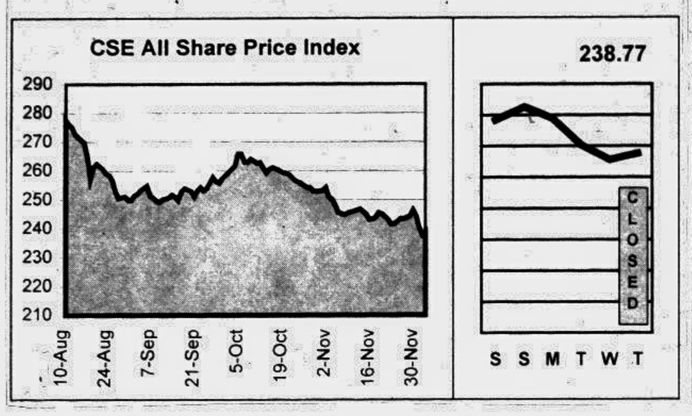

DAY'S MARKET

December 3, 1998

	DSE	CSE
All Share Price Index	560.24	238.77
Change in Index (pts)	1.27	0.97
Change in Index (%)	0.23%	0.41%
Market Capitalisation (cr Tk)	5,091.35	4,235.03
Market Capitalisation (mil US$)	1,060.70	882.30
Turnover Volume ('000)	7,730	3,828
Turnover Value (cr Tk)	27.30	6.27
No. of Issues Traded	148	51
No. of Issues Gained	84	35
No. of Issues Incurred Loss	49	14
No. of Issues Unchanged	15	2
Price Earning Ratio (x)	6.91	6.85
Dividend Yield (%)	7.27	7.60

DAY'S MARKET LEADERS

TURNOVER LEADERS

	DSE	Vol '000	Value Tkm		CSE	Vol '000	Value Tkm
1	Tulip Dairy	241	56.51	1	Chic Tex	3,050	32.63
2	Gulf Food	249	41.93	2	Meghna Vegetable	69	9.65
3	Aramit Ltd	516	34.76	3	Rose Heaven	139	3.30
4	Chic Tex	2,289	25.17	4	Eagle Star Tex	237	2.80
5	Saleh Carpet	1,511	15.11	5	Aramit Ltd	40	2.57
6	Rose Heaven	384	9.14	6	Imam Button	23	2.11
7	Rupon Oil	753	8.51	7	Ashraf Tex	106	1.98
8	JH Chemical	66	7.76	8	Quasem Drycell	76	1.83
9	Delta Millers	81	6.88	9	Dynamic Tex	27.14	1.10
10	Dynamic Tex	159	6.33	10	Meghna Shrimp	11	0.98

CAPITAL GAINERS

	DSE	Vol '000	Change %		CSE	Vol '000	Change %
1	Tallu Spinning	0.02	15.44	1	Central Ins	0.02	18.42
2	Delta Millers	81.44	13.04	2	Sonali Paper	0.10	16.23
3	Zeal Bangla	338.30	12.87	3	Chic Tex	3,049.50	9.18
4	Saleh Carpet	1,511.40	11.11	4	Aramit Ltd	39.85	7.31
5	Quasem Drycell	21.50	11.11	5	Dynamic Tex	27.14	5.19
6	Chic Tex	2,288.50	11.11	6	Bengal Biscuit	3.58	4.91
7	Rupon Oil	753.20	10.78	7	Delta Millers	0.44	3.90
8	Sandhani Life Ins	0.05	10.00	8	Excelsior Shoe	3.15	3.75
9	Rahman Chemical	0.29	8.72	9	Eagle Star Tex	237.10	3.51
10	Aramit Ltd	515.75	7.84	10	Rose Heaven	138.50	3.48

CAPITAL LOSERS

	DSE	Vol '000	Change %		CSE	Vol '000	Change %
1	Mithun Corpn	0.28	(17.53)	1	Mona Food	0.05	(19.75)
2	Imam Button	31.40	(14.73)	2	BD Zipper	0.20	(15.33)
3	National Oxygen	0.20	(10.16)	3	Imam Button	23.05	(14.88)
4	Eagle Box	0.05	(9.95)	4	Anlima Yarn	4.35	(8.85)
5	Tamijuddin Tex	0.01	(9.78)	5	Meghna Shrimp	10.78	(4.46)
6	Green Delta Ins	0.01	(9.52)	6	Maq Enterprise	0.05	(4.41)
7	Pharmaco Int	0.36	(6.03)	7	Monno Fabrics	1.20	(2.23)
8	BD Zipper	0.45	(5.39)	8	Beximco Knitting	0.02	(2.03)
9	Rahima Food	28.55	(4.47)	9	BEXIMCO	0.50	(1.91)
10	Samorita Hos	0.50	(3.63)	10	Apex Weaving	1.05	(1.33)

LEAGUE TABLE

Company Name	FV/ML	Market Performance: Dhaka Stock Exchange						Chittagong Stock Exchange				AGM		Financial Performance					
		Vol	Day's High	Day's Low	Day's Closing	Prev. Closing	Net Chg	Vol	Day's Closing	Prev. Closing	Net Chg	Year End	Date	EPS	P/E	DPS	Yield	NAV per Share	Price/ NAV
	Tk/nos	nos	Tk	Tk	Tk	Tk	Tk	nos	Tk	Tk	Tk	YM	D/M/Y	Tk	x	Tk	%	Tk	x
Banks																			
Al-Arafa	1000/5	35	990.00	980.00	987.00	983.75	3.25	-	-	990.00	-	9803	-	312.89	3.15	-	-	1,318.80	0.75
Al Baraka Bank	1000/1	-	-	-	-	1,050.00	-	-	-	-	-	9612	16/10/97	(1,052.92)	-	-	-	(2,586.00)	-
Arab Bangladesh Bank	100/5	25	100.00	100.00	100.00	100.00	-	-	-	95.00	-	9712	12/9/98	24.03	4.16	10.00	10.00	177.92	0.56
City Bank	100/5	1	-	-	-	115.00	-	-	-	220.00	-	9612	14/12/97	97.09	1.18	-	-	4.20	27.38
Eastern Bank	100/20	-	-	-	-	110.00	-	-	-	-	-	9712	12/11/98	57.14	1.93	-	-	159.58	0.69
IDLC	100/20	460	508.00	500.00	503.00	510.50	(7.50)	-	-	565.00	-	9712	2/6/98	59.60	8.44	30.00	5.96	214.74	2.34
IFIC Bank	100/5	435	103.00	101.00	102.75	102.00	0.75	-	-	107.00	-	9612	27/7/98	20.29	5.06	-	-	203.96	0.50
Islami Bank	1000/1	11	2,100.00	2,100.00	2,100.00	2,100.00	-	-	-	2,025.00	-	9712	20/8/98	322.18	6.52	21.00	1.00	3,925.20	0.54
National Bank	100/20	920	68.00	67.00	67.50	68.00	(0.50)	-	-	68.75	-	9712	24/11/98	43.47	1.55	-	-	261.19	0.26
Pubali Bank	100/5	-	-	-	-	100.00	-	-	-	96.00	-	9612	30/12/97	(198.44)	-	-	-	61.06	1.64
Rupali Bank	100/10	-	-	-	-	70.00	-	-	-	70.00	-	9612	30/5/98	1.36	51.47	-	-	(134.40)	-
UCBL	100/5	25	93.00	85.00	91.25	88.50	2.75	-	-	135.25	-	9612	27/8/97	34.66	2.63	-	-	198.58	0.46
United Leasing	100/20	-	-	-	-	980.00	-	-	-	-	-	9712	27/5/98	91.23	10.74	24.00	2.45	356.91	2.75
Uttara Bank	100/5	-	-	-	-	91.50	-	-	-	-	-	9712	24/11/98	4.98	18.37	-	-	304.72	0.30
Uttara Finance	100/50	500	205.00	200.00	202.00	199.75	2.25	-	-	200.00	-	9712	30/6/98	12.83	15.74	10.00	4.95	106.12	1.90
Investment																			
1st BSRS MF	100/50	300	75.00	75.00	75.00	75.00	-	50	71.00	71.00	-	-	-	-	-	-	-	-	-
1st ICB MF	100/5	-	-	-	-	1,010.00	-	-	-	1,800.00	-	9806	21/10/98	119.44	8.46	70.00	6.93	359.74	2.81
2nd ICB MF	100/5	-	-	-	-	400.00	-	-	-	425.00	-	9806	21/10/98	10.49	38.13	30.00	7.50	141.57	2.83
3rd ICB MF	100/5	-	-	-	-	320.00	-	-	-	570.00	-	9806	21/10/98	18.69	17.12	35.00	10.94	234.79	1.36
4th ICB MF	100/10	10	275.00	275.00	275.00	280.00	(5.00)	-	-	732.00	-	9806	21/10/98	27.81	9.89	32.00	11.64	167.65	1.64
5th ICB MF	100/10	-	-	-	-	180.25	-	-	-	300.00	-	9806	21/10/98	16.93	10.65	22.00	12.21	134.46	1.34
6th ICB MF	100/10	40	145.00	145.00	145.00	146.50	(1.50)	-	-	145.50	-	9806	21/10/98	9.39	15.44	18.00	12.41	135.10	1.07
7th ICB MF	100/50	100	130.00	130.00	130.00	134.75	(4.75)	-	-	130.25	-	9806	21/10/98	6.72	19.35	14.00	10.77	119.42	1.09
8th ICB MF	100/50	350	117.00	115.00	116.00	116.00	-	-	-	111.00	-	9806	21/10/98	3.35	34.63	12.00	10.34	116.60	0.99
ICB	100/5	-	-	-	-	230.00	-	-	-	175.00	-	9806	21/10/98	22.06	10.43	7.00	3.04	285.84	0.80
Engineering																			
Aftab Automobile	100/5	615	166.00	162.00	163.75	160.75	3.00	25	163.00	165.00	(2.00)	9708	28/12/97	7.46	21.95	12.00	7.33	226.22	0.72
Anwar Galvanizing	100/50	500	175.00	174.00	174.25	173.75	0.50	50	170.00	170.00	-	9706	30/3/98	21.44	8.13	15.00	8.61	106.44	1.64
Atlas Bangladesh	10/50	-	-	-	-	128.50	-	-	-	-	-	9706	28/12/97	22.39	5.74	15.00	11.67	59.89	2.15
Aziz Pipe	100/5	240	609.75	605.00	605.25	604.50	0.75	-	-	555.00	-	9712	30/7/98	13.53	44.73	15.00	2.48	544.82	1.11
BD Autocars	100/5	1,170	82.00	76.50	78.00	75.00	3.00	-	-	81.00	-	9706	30/12/97	11.69	6.67	-	-	130.72	0.60
BD Lamps	100/5	115	650.00	635.00	639.00	637.00	2.00	-	-	650.00	-	9712	9/9/98	34.88	18.32	30.00	4.69	243.81	2.62
BEMCO	100/10	-	-	-	-	103.00	-	-	-	-	-	9612	29/10/97	(20.48)	-	-	-	(93.79)	-
Bengal Steel	10/50	-	-	-	-	1,113.70	-	-	-	-	-	9612	27/9/97	(1.40)	-	-	-	2.34	475.94
Eastern Cables	100/5	3,480	129.00	126.50	126.75	127.25	(0.50)	170	129.25	128.25	1.00	9706	30/3/98	7.68	16.50	-	-	137.77	0.92
Karim Pipe	100/5	-	-	-	-	105.50	-	-	-	-	-	9612	24/12/97	(25.81)	-	-	-	106.73	0.99
Kay & Que	100/50	7,200	208.00	197.75	199.75	197.00	2.75	-	-	188.00	-	9612	28/9/97	10.99	18.18	12.50	6.26	119.00	1.68
Metalex Corp.	100/5	-	-	-	-	124.25	-	-	-	-	-	9506	24/4/96	(562.54)	-	-	-	(3,101.00)	-
Monno Jute Staffler	100/5	-	-	-	-	325.00	-	-	-	-	-	9612	3/12/97	15.68	20.73	12.50	3.85	226.43	1.44
Monno Jutex	100/5	10	1,550.00	1,550.00	1,550.00	1,600.00	(50.00)	-	-	-	-	9706	10/12/97	156.56	9.90	75.00	4.84	628.77	2.47
National Tubes	100/10	110	430.00	420.00	424.00	426.25	(2.25)	-	-	-	-	9706	19/3/98	164.35	2.58	15.00	3.54	230.00	1.84
Olympic Industries	100/5	1,830	177.50	175.00	175.50	175.25	0.25	-	-	179.00	-	9703	22/12/97	19.22	9.13	20.00	11.40	184.61	0.95
Quasem Drycell	10/50	222,200	24.50	23.90	24.10	23.80	0.30	75,800	24.10	23.60	0.50	9706	7/9/97	3.01	8.01	1.50	6.22	33.89	0.71
Renwick Jajnes.	100/5	5	66.00	66.00	66.00	62.00	4.00	-	-	-	-	9706	28/12/97	(17.11)	-	-	-	(5.75)	-
Singer Bangladesh	100/5	200	1,555.00	1,540.00	1,549.75	1,548.75	1.00	-	-	-	-	9801	21/5/98	93.37	16.60	60.00	3.87	164.06	9.45
Thai Aluminum	100/10	100	323.00	300.00	315.50	321.00	(5.50)	-	-	380.00	-	9712	24/9/98	34.04	9.27	10.00	3.17	154.18	2.05
Wonderland Toys	100/50	5,300	78.00	73.25	75.50	74.50	1.00	-	-	74.00	-	9706	24/12/97	(0.97)	-	-	-	99.03	0.76
Food & Allied																			
AB Biscuit	100/5	-	-	-	-	70.00	-	-	-	-	-	9506	30/12/95	(26.78)	-	-	-	238.76	0.29
Alpha Tobacco	10/50	1,500	73.50	72.00	72.60	73.40	(0.80)	-	-	-	-	9709	25/3/98	5.82	12.47	5.00	6.89	75.89	0.96
Amam Sea Food	100/5	40	410.00	391.00	395.75	391.00	4.75	-	-	-	-	9706	28/12/97	17.74	22.31	-	-	19.40	20.40
AMCL (Pran)	100/10	370	300.00	296.00	299.25	295.75	3.50	80	293.00	285.00	8.00	9706	15/12/97	22.26	13.44	20.00	6.68	200.27	1.49
Apex Food	100/5	285	495.00	487.00	491.25	494.50	(3.25)	-	-	482.50	-	9706	28/12/97	47.80	10.28	40.00	8.14	670.02	0.73
Bangas	100/5	35	155.00	150.00	152.75	154.50	(1.75)	-	-	-	-	9706	29/12/97	10.92	13.99	-	-	145.40	1.05
BD Plantation	100/5	-	-	-	-	780.00	-	-	-	-	-	9706	28/12/97	(128.98)	-	-	-	(345.10)	-
Bengal Biscuit	100/20	4,500	96.00	92.00	93.50	90.25	3.25	3,580	90.75	86.50	4.25	9706	29/3/98	26.31	3.55	-	-	234.32	0.40
Beximco Fisheries	100/20	680	113.00	111.50	112.25	111.75	0.50	-	-	114.00	-	9712	19/11/98	18.53	6.06	20.00	17.82	132.61	0.85
BLTC	100/5	-	-	-	-	680.00	-	-	-	-	-	9712	29/9/98	77.11	8.82	45.00	6.62	1,487.90	0.46
BATBC	10/50	1,850	91.10	90.10	90.60	90.60	-	-	-	91.10	-	9712	21/5/98	12.16	7.45	8.00	8.83	35.63	2.54
Chittagong Vegetable	100/10	100	107.00	107.00	107.00	106.50	0.50	-	-	102.75	-	9706	30/12/97	(0.51)	-	-	-	104.43	1.02
Dhaka Fisheries	100/50	7,550	128.50	123.00	125.50	123.50	2.00	-	-	125.00	-	9512	-	3.27	38.38	-	-	103.83	1.21
Dhaka Vegetable	100/5	1,090	66.50	58.00	62.50	59.25	3.25	-	-	-	-	9506	10/9/97	(5.33)	-	-	-	108.80	0.57
EL Camelia	100/5	-	-	-	-	1,650.00	-	-	-	-	-	9612	11/10/97	(49.30)	-	-	-	(469.70)	-
Gachihata	100/50	8,200	61.75	57.50	58.00	57.25	0.75	-	-	57.00	-	9704	-	10.43	5.56	-	-	121.42	0.48
Gemini Sea Food	100/5	30	168.50	165.00	167.25	162.50	4.75	-	-	-	-	9709	28/12/97	11.06	15.12	-	-	108.50	1.54
Gulf Foods	100/50	249,200	175.00	163.00	168.25	168.50	(0.25)	-	-	194.50	-	9704	-	-	-	-	-	100.00	1.68
Hill Plantation	100/5	-	-	-	-	900.00	-	-	-	-	-	9706	28/12/97	(29.32)	-	-	-	(43.43)	-
Meghna Shrimp	100/20	31,920	96.50	90.00	91.25	91.25	-	10,780	91.00	95.25	(4.25)	9612	29/9/98	20.67	4.41	18.00	19.73	102.07	0.89
Meghna Vegetable Oil	100/50	43,000	148.00	136.00	138.50	130.00	8.50	68,800	140.25	136.25	4.00	9706	9/12/97	29.90	4.63	20.00	14.44	145.49	0.95
Modern Industries	100/5	-	-	-	-	75.00	-	-	-	-	-	9712	29/7/98	(15.23)	-	-	-	49.17	1.53
Mona Food	100/50	-	-	-	-	147.00	-	50	96.50	120.25	(23.75)	9706	-	3.79	38.79	-	-	107.54	1.37
NTC	100/5	60	382.00	380.00	380.25	382.50	(2.25)	-	-	250.00	-	9712	29/4/98	151.89	2.50	30.00	7.89	402.42	0.94
Rabeya Flour	10/50	-	-	-	-	-	-	-	-	-	-	9712	21/9/98	1.31	-	10.00	-	7.93	-
Rahima Food Corp.	100/50	28,550	108.00	100.00	101.50	106.25	(4.75)	-	-	108.50	-	9706	29/12/97	6.02	16.86	-	-	117.64	0.86
Raspit Food	100/50	6,500	162.50	160.00	160.25	161.00	(0.75)	650	154.25	155.00	(0.75)	9612	30/10/97	11.82	13.56	-	-	101.64	1.58
Rupon Oil	10/100	753,200	12.00	11.20	11.30	10.20	1.10	-	-	-	-	9706	12/8/98	0.11	102.73	-	-	32.14	0.35
Shyampur Sugar mills	10/100	145,000	14.00	12.70	13.20	12.30	0.90	-	-	-	-	9706	31/3/98	(13.31)	-	-	-	(53.00)	-
Tripti Industries	100/5	7,385	108.00	105.00	105.25	104.50	0.75	280	105.00	103.75	1.25	9608	-	4.74	22.20	10.00	9.50	110.00	0.96
Tulip Dairy	100/5	241,230	244.00	218.50	234.25	217.50	16.75	-	-	-	-	9306	30/3/95	(35.14)	-	-	-	53.99	4.34
Yousuf Flour	10/50	-	-	-	-	-	-	-	-	-	-	9706	24/12/97	0.12	-	-	-	4.40	-
Zeal Bangla	10/50	338,300	12.00	10.50	11.40	10.10	1.30	-	-	-	-	9706	26/8/98	(7.46)	-	-	-	(36.50)	-
Fuel & Power																			
BOC	10/50	2,300	89.50	88.40	88.80	88.20	0.60	600	87.90	86.80	1.10	9709	20/1/98	4.84	18.35	3.00	3.38	11.84	7.50
Eastern Lubricant	10/50	-	-	-	-	14.30	-	-	-	-	-	9706	12/3/98	6.29	2.27	3.50	24.48	40.27	0.36
National Oxyg.	100/10	200	58.00	57.00	57.50	64.00	(6.50)	-	-	90.00	-	9606	30/6/97	(1,110.86)	-	-	-	(337.60)	-
Padma Oil	10/50	-	-	-	-	210.40	-	100	210.00	205.00	5.00	9706	24/3/98	14.29	14.72	3.00	1.43	68.52	3.07
Jute																			
Ahad Jute	100/10	-	-	-	-	-	-	-	-	-	-	9706	21/12/97	(5.28)	-	-	-	(372.90)	-
Islam Jute	100/5	-	-	-	-	106.00	-	-	-	-	-	9706	31/12/97	(13.08)	-	-	-	(546.70)	-
Jute Spinners	100/5	-	-	-	-	234.00	-	-	-	-	-	9706	29/3/98	28.56	8.19	15.00	6.41	(58.08)	-
Mutual Jute	100/5	-	-	-	-	-	-	-	-	-	-	9706	30/12/97	24.89	-	15.00	-	184.29	-
Northern Jute	10/200	8,800	28.50	27.70	28.10	28.60	(0.50)	-	-	-	-	9706	27/12/97	1.13	24.87	-	-	10.80	2.60
Saleh Carpet	10/200	1,511,400	10.80	9.80	10.00	9.00	1.00	-	-	-	-	9612	22/12/97	(12.81)	-	-	-	(104.30)	-
Sonali Ansh	100/5	-	-	-	-	230.00	-	-	-	-	-	9706	21/12/97	24.07	9.56	-	-	15.11	15.22
Textile																			
Al-Haj Textile	10/50	-	-	-	-	-	-	-	-	-	-	9706	24/12/97	1.56	-	10.00	-	11.76	-
Alltex Industries	100/50	12,650	58.00	56.00	57.00	57.00	-	300	57.50	57.75	(0.25)	9706	24/12/97	18.55	3.07	-	-	110.94	0.51
Anlima Yarn Dyeing	100/50	-	-	-	-	97.00	-	4,350	77.25	84.75	(7.50)	9706	4/12/97	-	-	-	-	100.00	0.97
Apex Spinning	100/20	20	120.00	120.00	120.00	120.00	-	-	-	110.00	-	9703	22/12/97	20.60	5.83	12.50	10.42	141.10	0.85

LEAGUE TABLE

Company Name	FV/ML	Market Performance: Dhaka Stock Exchange						Chittagong Stock Exchange				AGM		Financial Performance					
		Vol	Day's High	Day's Low	Day's Closing	Prev. Closing	Net Chg	Vol	Day's Closing	Prev. Closing	Net Chg	Year End	Date	EPS	P/E	DPS	Yield	NAV per Share	Price/ NAV
	Tk/nos	nos	Tk	Tk	Tk	Tk	Tk	nos	Tk	Tk	Tk	YM	D/M/Y	Tk	x	Tk	%	Tk	x
Pharma & Chemical																			
ACI	10/50	15,700	33.90	32.50	33.10	32.50	0.60	15,250	32.80	31.70	1.10	9712	23/7/98	3.73	8.87	3.00	9.06	39.36	0.84
Ambee Pharma	10/50	1,800	43.50	42.00	43.10	42.50	0.60	-	-	44.00	-	9712	12/9/98	2.40	17.96	2.50	5.80	11.48	3.75
Bangla Process	100/5	225	88.00	80.00	83.50	86.50	(3.00)	-	-	-	-	9706	28/12/97	3.26	25.61	-	-	148.65	0.56
BCIL	100/20	340	124.75	121.00	121.75	124.50	(2.75)	-	-	120.00	-	9706	22/12/97	9.13	13.34	8.00	6.57	143.83	0.85
Beximco Infusions	100/10	370	288.00	280.00	286.50	286.75	(0.25)	-	-	278.75	-	9712	15/11/98	45.80	6.26	25.00	8.73	160.03	1.79
Beximco Pharma	10/50	19,150	53.30	53.00	53.00	52.90	0.10	3,950	53.20	52.90	0.30	9612	30/11/97	8.02	6.61	3.00	5.66	59.12	0.90
Beximco Synthetics	100/20	1,960	167.75	165.00	166.75	166.00	0.75	140	170.00	169.00	1.00	9712	19/11/98	34.19	4.88	25.00	14.99	127.61	1.31
Glaxo Bangladesh	10/50	350	64.10	63.00	63.70	64.80	(1.10)	-	-	-	-	9612	30/4/98	6.78	9.40	2.75	4.32	42.45	1.50
Imam Button	100/50	31,400	98.00	86.00	89.75	105.25	(15.50)	23,050	91.50	107.50	(16.00)	9706	24/12/97	7.59	11.82	10.00	11.14	100.31	0.89
JH Chemical	100/50	66,150	120.00	115.00	117.25	116.00	1.25	-	-	131.50	-	9712	-	-	-	-	-	100.00	1.17
Kohinoor Chemicals	100/5	125	86.00	84.50	85.25	87.25	(2.00)	-	-	85.00	-	9406	27/2/95	(7.77)	-	-	-	(270.20)	-
Libra Pharma	100/20	40	267.00	267.00	267.00	271.25	(4.25)	-	-	330.00	-	9706	24/12/97	28.25	9.45	20.00	7.49	253.05	1.06
National Polymer	100/10	170	164.00	162.00	163.00	164.50	(1.50)	-	-	173.00	-	9706	29/9/97	38.82	4.20	20.00	12.27	169.44	0.96
Orion Infusion	100/20	-	-	-	-	40.75	-	-	-	34.43	-	9606	3/2/97	8.09	5.04	17.00	41.72	102.38	0.40
Perfume Chemical	100/50	700	79.00	76.00	77.00	75.50	1.50	-	-	68.00	-	9806	30/4/98	1.62	47.53	-	-	108.11	0.71
Petro Synthetic	10/50	600	30.00	27.00	28.50	29.10	(0.60)	-	-	-	-	9612	2/10/97	(10.66)	-	-	-	(41.17)	-
Pharma Aids	100/5	-	-	-	-	91.00	-	-	-	-	-	9706	29/12/97	(6.01)	-	-	-	117.61	0.77
Pharmaco	100/5	360	67.00	66.00	66.25	70.50	(4.25)	-	-	-	-	9706	30/3/98	3.14	21.10	-	-	58.58	1.13
Rahman Chemicals	100/10	290	53.50	52.00	53.00	48.75	4.25	-	-	-	-	9612	13/11/97	(11.71)	-	-	-	(47.06)	-
Reckitt & Colman	10/50	350	88.00	88.00	88.00	86.50	1.50	-	-	89.10	-	9801	19/5/98	4.83	18.22	2.75	3.13	25.63	3.43
Renata	100/5	-	-	-	-	409.00	-	-	-	-	-	9712	17/6/98	39.14	10.45	-	-	140.98	2.90
Square Pharma	100/20	1,060	700.00	695.00	699.25	696.75	2.50	100	695.00	694.50	0.50	9803	13/8/98	114.27	6.12	45.00	6.44	677.49	1.03
TBL	100/5	20	59.00	59.00	59.00	59.00	-	-	-	85.50	-	9712	30/7/98	(313.75)	-	-	-	(1,362.00)	-
The Ibnsina	100/10	120	159.00	159.00	159.00	162.50	(3.50)	-	-	163.00	-	9706	5/3/98	19.15	8.30	15.00	9.43	108.49	1.47
Wata Chemicals	100/20	-	-	-	-	190.00	-	-	-	209.00	-	9712	26/8/98	3.85	49.35	10.00	5.26	190.18	1.00
Paper & Printing																			
Azadi Printers	100/10	-	-	-	-	-	-	-	-	551.00	-	9606	24/12/97	(13.48)	-	-	-	(393.60)	-
Eagle Box	10/50	50	75.10	75.10	75.10	83.40	(8.30)	-	-	-	-	9806	9/11/98	(36.11)	-	-	-	(218.70)	-
MAQ Enterprises	100/50	6,800	65.50	62.00	64.25	61.00	3.25	50	65.00	68.00	(3.00)	9612	-	12.24	5.25	-	-	126.94	0.51
MAQ Paper	100/20	180	110.00	109.00	109.50	107.00	2.50	-	-	105.50	-	9712	20/9/98	18.47	5.93	10.00	9.13	123.04	0.89
Monospool Paper	100/5	100	53.50	53.50	53.50	51.75	1.75	-	-	-	-	9806	15/9/98	1.88	28.46	-	-	178.33	0.30
Padma Printers	10/50	-	-	-	-	31.30	-	-	-	-	-	9612	23/