The Daily Star BUSINESS

DHAKA MONDAY, NOVEMBER 30, 1998

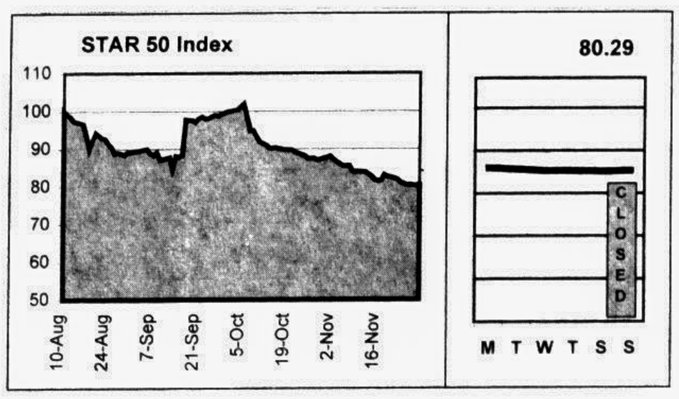

Fifty companies have been chosen for calculation of the **STAR 50 Index** based on their market capitalisation, liquidity, free float and corporate track record. The **Base Period** for the Index is **August 10, 1998**. The calculation has been done according to the widely used International Finance Corporation formula.

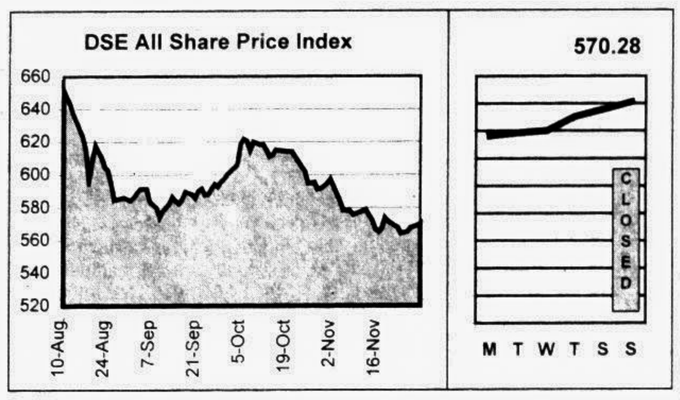

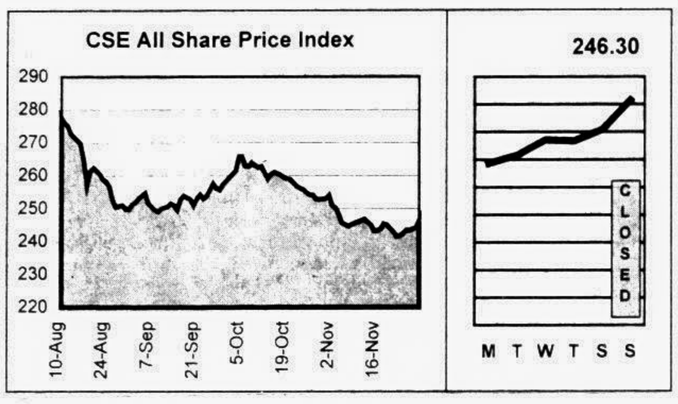

DAY'S MARKET

November 29, 1998

	DSE	CSE
All Share Price Index	570.28	246.30
Change in Index (pts)	1.36	2.13
Change in Index (%)	0.24%	0.87%
Market Capitalisation (cr Tk)	5,182.58	4,365.79
Market Capitalisation (mil US$)	1,079.71	909.54
Turnover Volume ('000)	3,392	1,640
Turnover Value (cr Tk)	27.51	15.65
No. of Issues Traded	151	60
No. of Issues Gained	71	29
No. of Issues Incurred Loss	65	27
No. of Issues Unchanged	15	4
Price Earning Ratio (x)	7.54	7.70
Dividend Yield (%)	7.16	7.40

DAY'S MARKET LEADERS

TURNOVER LEADERS

	DSE	Vol '000	Value Tkm		CSE	Vol '000	Value Tkm
1	Gulf Food	355	57.24	1	Sajib Knitwear	474	76.60
2	Mona Food	275	40.43	2	Mona Food	209	31.84
3	Meghna Vegetable	128	20.78	3	Meghna Vegetable	94	16.67
4	J H Chemical	160	19.42	4	Dynamic Tex	137	5.69
5	Dynamic Tex	392	16.55	5	Meghna Shrimp	25	3.25
6	Meghna Shrimp	135	16.49	6	Rose Heaven	128	3.01
7	Paragon Leather	111	9.36	7	Quasem Drycell	123	2.99
8	Delta Millers	75	7.04	8	Anlima Yarn	26	2.90
9	Tulip Dairy	34	6.58	9	Chic Tex	218.50	2.29
10	Aramit Ltd.	78	4.89	10	Bengal Biscuit	19	1.96

CAPITAL GAINERS

	DSE	Vol '000	Change %		CSE	Vol '000	Change %
1	Savar Refractories	4.61	19.48	1	Tamijuddin Tex	0.11	73.33
2	Tamijuddin Tex	2.36	17.85	2	Gulf Food	0.10	19.88
3	Gulf Food	355.00	16.01	3	BOC	5.60	19.68
4	BD Luggage	6.00	11.11	4	Dulamia Cotton	0.02	18.87
5	Samata Leather	3.55	10.07	5	Samorita Hos	0.10	13.86
6	Central Ins	0.02	9.83	6	Aziz Pipe	0.01	12.91
7	Bangla Process	0.02	9.51	7	Mona Food	208.80	12.55
8	ICB	0.01	9.09	8	Meghna Shrimp	25.38	11.76
9	Dynamic Tex	391.78	9.03	9	BD Dyeing	0.46	11.56
10	Rahim Tex	0.05	8.19	10	Paragon Leather	1.20	9.45

CAPITAL LOSERS

	DSE	Vol '000	Change %		CSE	Vol '000	Change %
1	Modern Dyeing	1.54	(30.25)	1	Uttara Finance	0.05	(15.87)
2	S.T.M.	0.02	(13.89)	2	Meghna Vegetable	94.30	(13.04)
3	Saiham Tex	0.05	(9.49)	3	NBL	0.10	(11.69)
4	H R Textile	23.90	(9.39)	4	Apex Weaving	5.30	(8.21)
5	Eastland Ins	0.02	(9.33)	5	M. Hossain Garment	1.15	(6.62)
6	Modern Ind	0.02	(8.54)	6	H R Textile	10.70	(6.02)
7	Maq Enterprise	24.25	(8.21)	7	Anlima Yarn	25.85	(3.65)
8	Gemini Sea Food	0.02	(7.73)	8	Gachihata Aqua	0.75	(3.24)
9	Meghna Vegetable	127.90	(7.01)	9	8Th ICB	0.05	(2.70)
10	Sreepur Tex	0.60	(5.96)	10	Delta Millers	3.36	(2.66)

LEAGUE TABLE

Company Name	FV/ML	Market Performance: Dhaka Stock Exchange						Chittagong Stock Exchange				AGM		Financial Performance					
		Vol	Day's High	Day's Low	Day's Closing	Prev Closing	Net Chg	Vol	Day's Closing	Prev Closing	Net Chg	Year End	Date	EPS	P/E	DPS	Yield	NAV per Share	Price/ NAV
	Tk/nos	nos	Tk	Tk	Tk	Tk	Tk	nos	Tk	Tk	Tk	YM	D/M/Y	Tk	x	Tk	%	Tk	x
Banks																			
Al-Arafa	1000/5	30	990.00	985.00	988.25	988.50	(0.25)	-	-	960.00	-	9803	-	312.89	3.16	-	-	1,318.80	0.75
Al Baraka Bank	1000/1	-	-	-	-	1,050.00	-	-	-	-	-	9612	16/10/97	(1,052.92)	-	-	-	(2,586.00)	-
Arab Bangladesh Bank	100/5	50	85.50	85.50	85.50	90.00	(4.50)	-	-	95.00	-	9712	12/9/98	24.03	3.56	10.00	11.70	177.92	0.48
City Bank	100/5	-	-	-	-	115.00	-	-	-	220.00	-	9612	14/12/97	97.09	1.18	-	-	4.26	27.38
Eastern Bank	100/20	-	-	-	-	110.00	-	-	-	-	-	9712	12/11/98	57.14	1.93	-	-	159.58	0.69
IDLC	100/20	80	508.00	508.00	508.00	497.75	10.25	-	-	565.00	-	9712	2/6/98	59.60	8.52	30.00	5.91	214.74	2.37
IFIC Bank	100/5	510	105.00	102.00	103.25	101.00	2.25	-	-	107.00	-	9612	27/7/98	20.29	5.09	-	-	203.96	0.51
Islami Bank	1000/1	1	2,110.00	2,110.00	2,110.00	2,116.75	(6.75)	-	-	2,025.00	-	9712	20/8/98	322.18	6.55	21.00	1.00	3,925.20	0.54
National Bank	100/20	740	71.00	70.00	70.00	71.00	(1.00)	100	68.00	77.00	(9.00)	9712	24/11/98	43.47	1.61	-	-	261.19	0.27
Pubali Bank	100/5	-	-	-	-	100.00	-	-	-	96.00	-	9612	30/12/97	(198.44)	-	-	-	61.06	1.64
Rupali Bank	100/10	-	-	-	-	70.00	-	-	-	70.00	-	9612	30/5/98	1.36	51.47	-	-	(134.40)	-
UCBL	100/5	-	-	-	-	89.00	-	-	-	135.25	-	9612	27/6/97	34.66	2.57	-	-	198.58	0.45
United Leasing	100/20	20	990.00	990.00	990.00	990.00	-	-	-	-	-	9712	27/5/98	91.23	10.85	24.00	2.42	356.91	2.77
Uttara Bank	100/5	-	-	-	-	91.50	-	-	-	-	-	9612	18/11/97	3.49	26.22	-	-	256.57	0.36
Uttara Finance	100/50	600	200.00	199.00	199.50	197.75	1.75	50	193.50	230.00	(36.50)	9712	30/6/98	12.83	15.55	10.00	5.01	106.12	1.88
Investment																			
1st BSRS MF	100/50	100	81.00	76.00	78.50	78.50	-	-	-	78.00	-	-	-	-	-	-	-	-	-
1st ICB MF	100/5	-	-	-	-	1,010.00	-	-	-	1,800.00	-	9806	21/10/98	119.44	8.46	70.00	6.93	359.74	2.81
2nd ICB MF	100/5	-	-	-	-	420.00	-	-	-	425.00	-	9806	21/10/98	10.49	40.04	30.00	7.14	141.57	2.97
3rd ICB MF	100/5	-	-	-	-	320.00	-	-	-	570.00	-	9806	21/10/98	18.69	17.12	35.00	10.94	234.79	1.36
4th ICB MF	100/10	-	-	-	-	276.00	-	-	-	732.00	-	9806	21/10/98	27.81	9.92	32.00	11.59	167.65	1.65
5th ICB MF	100/10	-	-	-	-	180.25	-	-	-	300.00	-	9806	21/10/98	16.93	10.65	22.00	12.21	134.46	1.34
6th ICB MF	100/10	130	142.50	142.25	142.25	148.00	(5.75)	-	-	145.50	-	9806	21/10/98	9.39	15.15	18.00	12.65	135.10	1.05
7th ICB MF	100/50	50	131.00	131.00	131.00	138.00	(7.00)	-	-	130.25	-	9806	21/10/98	6.72	19.49	14.00	10.69	119.42	1.10
8th ICB MF	100/50	150	118.25	118.25	118.25	118.25	-	50	117.00	120.25	(3.25)	9806	21/10/98	3.35	35.30	12.00	10.15	116.60	1.01
ICB	100/5	5	240.00	240.00	240.00	220.00	20.00	-	-	175.00	-	9806	21/10/98	22.06	10.88	7.00	2.92	285.84	0.84
Engineering																			
Aftab Automobile	100/5	305	167.00	164.00	165.25	162.75	2.50	-	-	168.00	-	9708	28/12/97	7.46	22.15	12.00	7.26	226.22	0.73
Anwar Galvanizing	100/50	500	175.00	172.00	173.00	172.75	0.25	-	-	170.00	-	9706	30/3/98	21.44	8.07	15.00	8.67	106.44	1.63
Atlas Bangladesh	10/50	650	136.50	130.00	134.90	137.30	(2.40)	-	-	-	-	9706	28/12/97	22.39	6.03	15.00	11.12	59.89	2.25
Aziz Pipe	100/5	820	625.25	615.00	615.50	624.00	(8.50)	10	680.00	602.25	77.75	9712	30/7/98	13.53	45.49	15.00	2.44	544.82	1.13
BD Autocars	100/5	2,360	88.00	80.00	81.50	82.75	(1.25)	-	-	82.25	-	9706	30/12/97	11.69	6.97	-	-	130.72	0.62
BD Lamps	100/5	260	650.00	626.00	644.25	608.50	35.75	-	-	650.00	-	9712	9/9/98	34.88	18.47	30.00	4.66	243.81	2.64
BEMCO	100/10	-	-	-	-	103.00	-	-	-	-	-	9612	29/10/97	(20.48)	-	-	-	(93.79)	-
Bengal Steel	10/50	-	-	-	-	1,113.70	-	-	-	-	-	9612	27/9/97	(1.40)	-	-	-	2.34	475.94
Eastern Cables	100/5	6,990	135.00	128.00	131.00	130.50	0.50	40	130.00	130.00	-	9706	30/3/98	7.68	17.06	-	-	137.77	0.95
Karim Pipe	100/5	-	-	-	-	105.50	-	-	-	-	-	9612	24/12/97	(25.81)	-	-	-	106.73	0.99
Kay & Que	100/50	500	193.00	185.00	186.75	190.25	(3.50)	-	-	218.00	-	9612	28/9/97	10.99	16.99	12.50	6.69	119.00	1.57
Metalex Corp.	100/5	100	139.75	139.75	139.75	139.75	-	-	-	-	-	9506	24/4/96	(562.54)	-	-	-	(3,101.00)	-
Monno Jute Staffler	100/5	-	-	-	-	325.00	-	-	-	-	-	9612	3/12/97	15.68	20.73	12.50	3.85	226.43	1.44
Monno Jutex	100/5	-	-	-	-	1,600.00	-	-	-	-	-	9706	10/12/97	156.56	10.22	75.00	4.69	628.77	2.54
National Tubes	100/10	30	401.00	401.00	401.00	413.75	(12.75)	-	-	-	-	9706	19/3/98	164.35	2.44	15.00	3.74	230.00	1.74
Olympic Industries	100/5	3,605	182.00	179.00	179.00	180.50	(1.50)	320	181.00	181.50	(0.50)	9703	22/12/97	19.22	9.31	20.00	11.17	184.61	0.97
Quasem Drycell	10/50	170,600	24.70	24.40	24.40	24.70	(0.30)	123,250	24.30	24.50	(0.20)	9706	7/9/97	3.01	8.11	1.50	6.15	33.89	0.72
Renwick Jajnes	100/5	765	77.00	65.00	68.25	69.25	(1.00)	-	-	-	-	9706	28/12/97	(17.11)	-	-	-	(5.75)	-
Singer Bangladesh	100/5	150	1,580.00	1,550.00	1,557.00	1,556.75	0.25	-	-	-	-	9801	21/5/98	93.37	16.68	60.00	3.85	164.06	9.49
Thai Aluminum	100/10	100	300.00	290.00	297.00	297.50	(0.50)	-	-	380.00	-	9712	24/9/98	34.04	8.73	10.00	3.37	154.18	1.93
Wonderland Toys	100/50	13,650	83.00	78.00	79.50	79.00	0.50	-	-	75.00	-	9706	24/12/97	[illegible]	-	-	-	99.03	0.80
Food & Allied																			
AB Biscuit	100/5	-	-	-	-	70.00	-	-	-	-	-	9506	30/12/95	(26.78)	-	-	-	238.75	0.29
Alpha Tobacco	10/50	2,300	82.00	75.10	75.80	75.40	0.40	-	-	-	-	9709	25/3/98	5.82	13.02	5.00	6.60	75.89	1.00
Amam Sea Food	100/5	170	445.00	401.00	422.00	412.75	9.25	-	-	-	-	9706	28/12/97	17.74	23.79	-	-	19.40	21.75
AMCL (Pran)	100/10	110	300.00	292.00	295.25	297.25	(2.00)	-	-	285.00	-	9706	15/12/97	22.26	13.26	20.00	6.77	200.27	1.47
Apex Food	100/5	310	520.00	496.00	502.00	505.75	(3.75)	-	-	482.50	-	9706	28/12/97	47.80	10.50	40.00	7.97	670.02	0.75
Bangas	100/5	-	-	-	-	154.50	-	-	-	-	-	9706	29/12/97	10.92	14.15	-	-	145.40	1.06
BD Plantation	100/5	-	-	-	-	780.00	-	-	-	-	-	9706	28/12/97	(128.98)	-	-	-	(345.10)	-
Bengal Biscuit	100/20	14,600	105.00	100.00	101.75	100.75	1.00	19,340	101.25	102.50	(1.25)	9706	29/3/98	26.31	3.87	-	-	234.32	0.43
Beximco Fisheries	100/20	1,460	117.00	114.00	115.00	114.25	0.75	-	-	111.75	-	9712	19/11/98	18.53	6.21	20.00	17.39	132.61	0.87
BLTC	100/5	-	-	-	-	680.00	-	-	-	-	-	9712	29/9/98	77.11	8.82	45.00	6.62	1,487.90	0.46
[illegible]	10/50	750	93.00	91.00	92.00	93.00	(1.00)	-	-	90.20	-	9712	21/5/98	12.16	7.57	8.00	8.70	35.63	2.58
Chittagong Vegetable	100/10	2,600	135.00	122.00	123.25	124.50	(1.25)	440	126.00	124.50	1.50	9706	30/12/97	(0.51)	-	-	-	104.43	1.18
Dhaka Fisheries	100/50	-	-	-	-	123.00	-	-	-	125.00	-	9512	-	3.27	37.61	-	-	103.83	1.18
Dhaka Vegetable	100/5	6,630	84.00	69.00	73.50	70.25	3.25	-	-	-	-	9506	10/9/97	(5.33)	-	-	-	108.80	0.68
EL Camelia	100/5	-	-	-	-	1,650.00	-	-	-	-	-	9612	11/10/97	(49.30)	-	-	-	(469.70)	-
Gachihata	100/50	12,300	63.00	61.50	62.25	62.00	0.25	750	59.75	61.75	(2.00)	9704	-	10.43	5.97	-	-	121.42	0.51
Gemini Sea Food	100/5	20	170.00	170.00	170.00	184.25	(14.25)	-	-	-	-	9709	28/12/97	11.06	15.37	-	-	108.50	1.57
Gulf Foods	100/50	355,000	166.75	141.00	161.25	139.00	22.25	100	152.25	127.00	25.25	9704	-	-	-	-	-	100.00	1.61
Hill Plantation	100/5	-	-	-	-	900.00	-	-	-	-	-	9706	28/12/97	(29.32)	-	-	-	(43.43)	-
Meghna Shrimp	100/20	134,920	130.00	118.00	122.25	113.25	9.00	25,380	128.25	114.75	13.50	9612	29/9/98	20.67	5.91	18.00	14.72	102.07	1.20
Meghna Vegetable Oil	100/50	127,900	210.00	156.50	162.50	174.75	(12.25)	94,300	176.75	203.25	(26.50)	9706	9/12/97	29.90	5.43	20.00	12.31	145.49	1.12
Modern Industries	100/5	15	75.00	75.00	75.00	82.00	(7.00)	-	-	-	-	9712	29/7/98	(15.23)	-	-	-	49.17	1.53
Mona Food	100/50	275,000	170.00	138.00	147.00	146.25	0.75	208,800	152.50	135.50	17.00	9706	-	3.79	38.79	-	-	107.54	1.37
NTC	100/5	100	329.50	329.50	329.50	340.00	(10.50)	-	-	290.00	-	9712	29/4/98	151.89	2.17	30.00	9.10	402.42	0.82
Rabeya Flour	10/50	-	-	-	-	-	-	-	-	-	-	9712	21/5/98	1.31	-	10.00	-	7.93	-
Rahima Food Corp.	100/50	24,350	99.00	93.00	97.75	92.75	5.00	400	100.50	99.50	1.00	9706	29/12/97	6.02	16.24	-	-	117.64	0.83
Raspit Food	100/50	15,550	165.00	159.00	159.75	159.50	0.25	-	-	162.75	-	9612	30/10/97	11.82	13.52	-	-	101.64	1.57
Rupon Oil	10/100	175,400	11.00	10.40	10.40	11.00	(0.60)	-	-	-	-	9706	12/8/98	0.11	94.55	-	-	32.14	0.32
Shyampur Sugar mills	10/100	7,800	12.60	12.10	12.20	12.40	(0.20)	-	-	-	-	9706	31/3/98	(13.31)	-	-	-	(53.00)	-
Tripti Industries	100/5	41,275	113.75	108.00	108.25	107.25	1.00	200	109.50	108.00	1.50	9608	-	4.74	22.84	10.00	9.24	110.00	0.98
Tulip Dairy	100/5	34,260	203.00	190.00	192.00	194.50	(2.50)	-	-	-	-	9306	30/3/95	(35.14)	-	-	-	53.99	3.56
Yousuf Flour	10/50	-	-	-	-	-	-	-	-	-	-	9706	24/12/97	0.12	-	-	-	4.40	-
Zeal Bangla	10/50	58,700	11.50	11.10	11.10	11.50	(0.40)	-	-	-	-	9706	26/8/98	(7.46)	-	-	-	(36.50)	-
Fuel & Power																			
BOC	10/50	300	91.50	90.20	90.90	90.90	-	5,600	110.70	92.50	18.20	9709	20/1/98	4.84	18.78	3.00	3.30	11.84	7.68
Eastern Lubricant	10/50	-	-	-	-	13.00	-	-	-	-	-	9706	12/3/98	6.29	2.07	3.50	26.92	40.27	0.32
National Oxyg.	100/10	440	71.75	63.25	67.50	67.00	0.50	-	-	90.00	-	9606	30/6/97	(1,110.86)	-	-	-	(337.60)	-
Padma Oil	10/50	-	-	-	-	210.00	-	2,600	213.50	213.90	(0.40)	9706	24/3/98	14.29	14.70	3.00	1.43	68.52	3.06
Jute																			
Ahad Jute	100/10	-	-	-	-	-	-	-	-	-	-	9706	21/12/97	(5.28)	-	-	-	(372.90)	-
Islam Jute	100/5	-	-	-	-	106.00	-	-	-	-	-	9706	31/12/97	(13.08)	-	-	-	(546.70)	-
Jute Spinners	100/5	-	-	-	-	234.00	-	-	-	-	-	9706	29/3/98	28.56	8.19	15.00	6.41	(58.08)	-
Mutual Jute	100/5	-	-	-	-	-	-	-	-	-	-	9706	30/12/97	24.89	-	15.00	-	184.29	-
Northern Jute	10/200	-	-	-	-	28.60	-	-	-	-	-	9706	27/12/97	1.13	25.31	-	-	10.80	2.65
Saleh Carpet	10/200	323,000	10.10	9.60	9.60	9.80	(0.20)	-	-	-	-	9612	22/12/97	(12.81)	-	-	-	(104.30)	-
Sonali Ansh	100/5	-	-	-	-	230.00	-	-	-	-	-	9706	21/12/97	24.07	9.56	-	-	15.11	15.22
Textile																			
Al-Haj Textile	10/50	-	-	-	-	-	-	-	-	-	-	9706	24/12/97	1.56	-	10.00	-	11.76	-
Allex Industries	100/50	-	-	-	-	54.25	-	4,750	58.00	58.75	(0.75)	9706	24/12/97	18.55	2.92	-	-	110.94	0.49
Anlima Yarn Dyeing	100/50	19,900	115.00	107.00	110.25	114.75	(4.50)	25,850	112.25	116.50	(4.25)	9706	4/12/97	-	-	-	-	100.00	1.10
Apex Spinning	100/20	-	-	-	-	132.75	-	-	-	115.00	-	9703	22/12/97	20.60	6.44	12.50	9.42	141.10	0.94

LEAGUE TABLE

Company Name	FV/ML	Market Performance: Dhaka Stock Exchange						Chittagong Stock Exchange				AGM		Financial Performance					
		Vol	Day's High	Day's Low	Day's Closing	Prev Closing	Net Chg	Vol	Day's Closing	Prev Closing	Net Chg	Year End	Date	EPS	P/E	DPS	Yield	NAV per Share	Price/ NAV
	Tk/nos	nos	Tk	Tk	Tk	Tk	Tk	nos	Tk	Tk	Tk	YM	D/M/Y	Tk	x	Tk	%	Tk	x
Pharma & Chemical																			
ACI	10/50	31,500	34.20	33.80	33.80	34.00	(0.20)	8,700	33.70	33.80	(0.10)	9712	23/7/98	3.73	9.06	3.00	8.88	39.36	0.86
Ambee Pharma	10/50	4,500	45.20	43.50	44.00	45.20	(1.20)	-	-	45.00	-	9712	12/9/98	2.40	18.33	2.50	5.68	11.48	3.83
Bangla Process	100/5	15	95.00	95.00	95.00	86.75	8.25	-	-	-	-	9706	28/12/97	3.26	29.14	-	-	148.65	0.64
BCIL	100/20	2,910	135.00	125.00	130.50	125.50	5.00	100	125.00	122.00	3.00	9706	22/12/97	9.13	14.29	8.00	6.13	143.83	0.91
Beximco Infusions	100/10	230	274.00	273.00	273.25	273.00	0.25	-	-	260.00	-	9712	15/11/98	45.80	5.97	25.00	9.15	160.03	1.71
Beximco Pharma	10/50	16,850	54.10	53.50	53.90	53.80	0.10	8,500	53.40	53.40	-	9612	30/11/97	8.02	6.72	3.00	5.57	59.12	0.91
Beximco Synthetics	100/20	1,940	171.00	167.50	169.00	169.75	(0.75)	-	-	165.75	-	9712	19/11/98	34.19	4.94	25.00	14.79	127.61	1.32
Glaxo Bangladesh	10/50	700	69.00	67.00	67.60	67.20	0.40	-	-	-	-	9612	30/4/98	6.78	9.97	2.75	4.07	42.45	1.59
Imam Button	100/50	19,200	128.00	117.00	119.50	120.00	(0.50)	2,750	125.25	122.50	2.75	9706	24/12/97	7.59	15.74	10.00	8.37	100.31	1.19
JH Chemical	100/50	160,150	125.00	117.00	121.25	114.50	6.75	-	-	131.50	-	9712	-	-	-	-	-	100.00	1.21
Kohinoor Chemicals	100/5	665	93.25	86.00	91.00	88.50	2.50	-	-	90.00	-	9406	27/2/95	(7.77)	-	-	-	(270.20)	-
Libra Pharma	100/20	-	-	-	-	271.25	-	-	-	330.00	-	9706	24/12/97	28.25	9.60	20.00	7.37	253.05	1.07
National Polymer	100/10	710	165.00	162.00	163.75	165.25	(1.50)	-	-	173.00	-	9706	29/9/97	38.82	4.22	20.00	12.21	169.44	0.97
Onon Infusion	100/20	-	-	-	-	40.75	-	-	-	34.43	-	9606	3/2/97	8.09	5.04	17.00	41.72	102.38	0.40
Perfume Chemical	100/50	8,050	90.00	82.00	84.00	82.25	1.75	-	-	92.00	-	9806	30/4/98	1.62	51.85	-	-	108.11	0.78
Petro Synthetic	10/50	300	34.00	31.00	32.00	31.30	0.70	-	-	-	-	9612	2/10/97	(10.66)	-	-	-	(41.17)	-
Pharma Aids	100/5	-	-	-	-	95.50	-	-	-	-	-	9706	29/12/97	(6.01)	-	-	-	117.61	0.81
Pharmaco	100/5	3,240	74.75	69.25	73.00	69.25	3.75	-	-	-	-	9706	30/3/98	3.14	23.25	-	-	58.58	1.25
Rahman Chemicals	100/10	850	56.50	55.25	55.50	56.00	(0.50)	-	-	-	-	9612	13/11/97	(11.71)	-	-	-	(47.06)	-
Reckitt & Colman	10/50	250	92.00	90.00	90.70	87.80	2.90	-	-	91.00	-	9801	19/5/98	4.83	18.78	2.75	3.03	25.63	3.54
Renata	100/5	-	-	-	-	375.00	-	-	-	-	-	9712	17/6/98	39.14	9.58	-	-	140.98	2.66
Square Pharma	100/20	180	700.00	690.00	692.50	691.50	1.00	20	715.00	720.00	(5.00)	9803	13/8/98	114.27	6.06	45.00	6.50	677.49	1.02
TBL	100/5	350	74.00	65.00	70.25	65.75	4.50	-	-	85.50	-	9712	30/7/98	(313.75)	-	-	-	(1,362.00)	-
The Ibnsina	100/10	-	-	-	-	163.25	-	-	-	163.00	-	9706	5/3/98	19.15	8.52	15.00	9.19	108.49	1.50
Wyeth Chemicals	100/20	142	195.00	195.00	195.00	185.50	9.50	-	-	209.00	-	9712	26/8/98	3.85	50.65	10.00	5.13	190.18	1.03
Paper & Printing																			
Azadi Printers	100/10	-	-	-	-	-	-	-	-	551.00	-	9606	24/12/97	(13.48)	-	-	-	(393.60)	-
Eagle Box	10/50	-	-	-	-	96.50	-	-	-	-	-	9806	9/11/98	(36.11)	-	-	-	(218.70)	-
MAQ Enterprises	100/50	24,250	84.00	75.00	75.50	82.25	(6.75)	250	81.75	79.75	2.00	9612	-	12.24	6.17	-	-	126.94	0.59
MAQ Paper	100/20	2,420	113.00	109.50	111.50	105.75	5.75	40	105.50	101.00	4.50	9712	20/9/98	18.47	6.04	10.00	8.97	123.04	0.91
Monospool Paper	100/5	1,680	59.00	52.00	56.00	54.00	2.00	-	-	-	-	9806	15/9/98	1.88	29.79	-	-	178.33	0.31
Padma Printers	10/50	1,600	32.40	30.10	31.50	32.40	(0.90)	-	-	-	-	9612	23/12/96	-	-	-	-	10