The Daily Star BUSINESS

STAR 50 Index

81.88

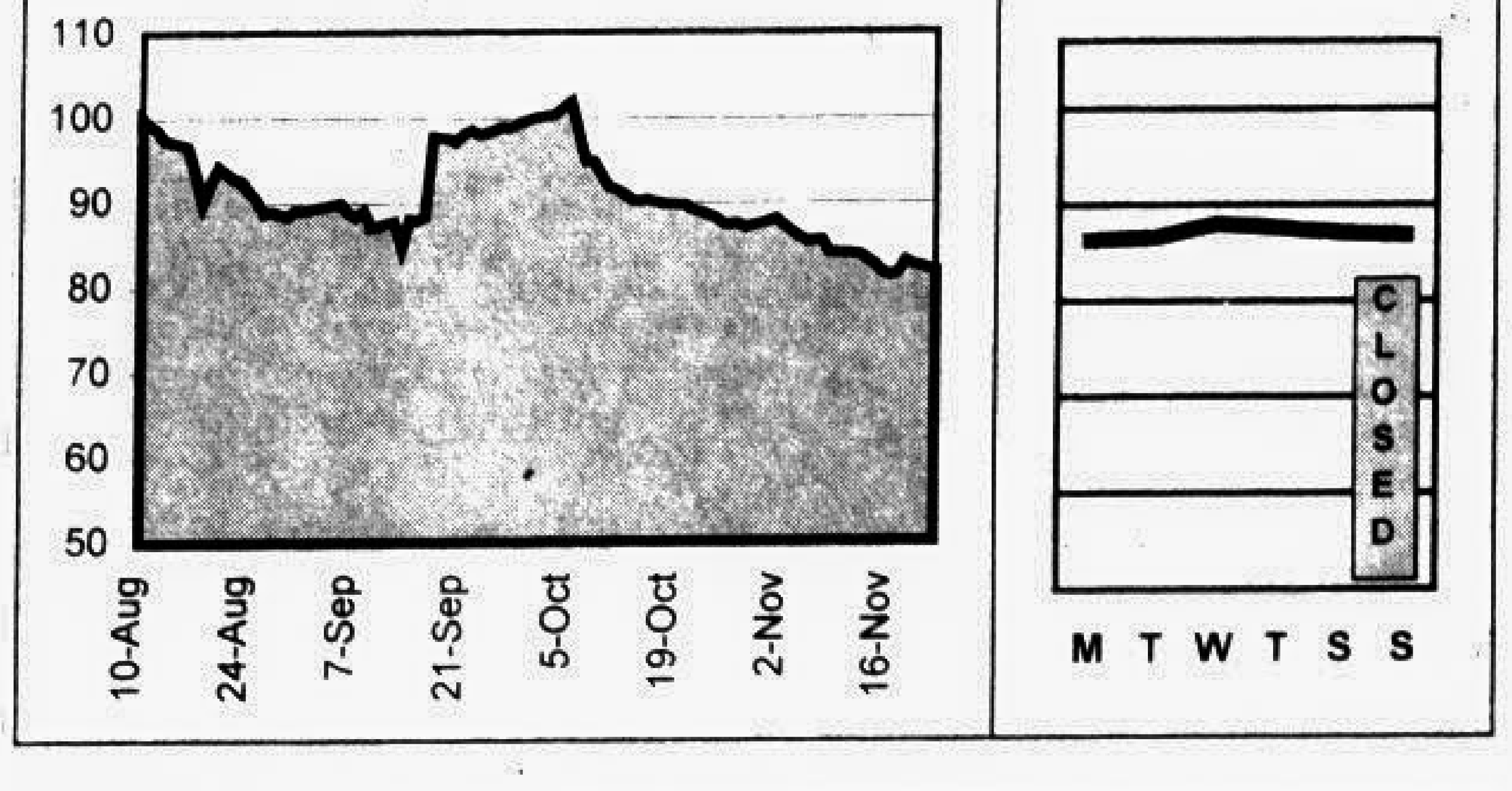

Fifty companies have been chosen for calculation of the **STAR 50 Index** based on their market capitalisation, liquidity, free float and corporate track record. The **Base Period** for the Index is **August 10, 1998**. The calculation has been done according to the widely used International Finance Corporation formula.

DSE All Share Price Index

567.75

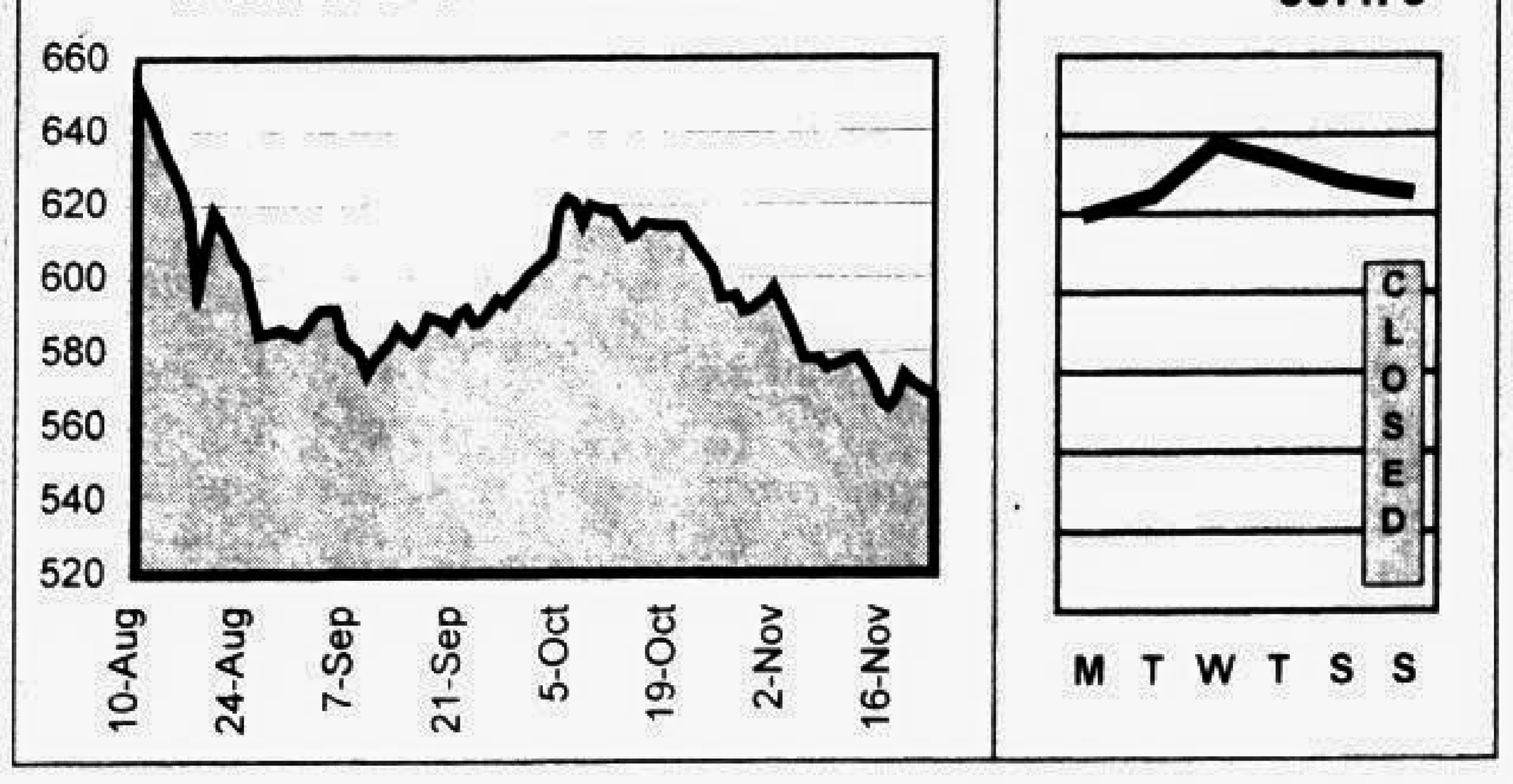

CSE All Share Price Index

241.51

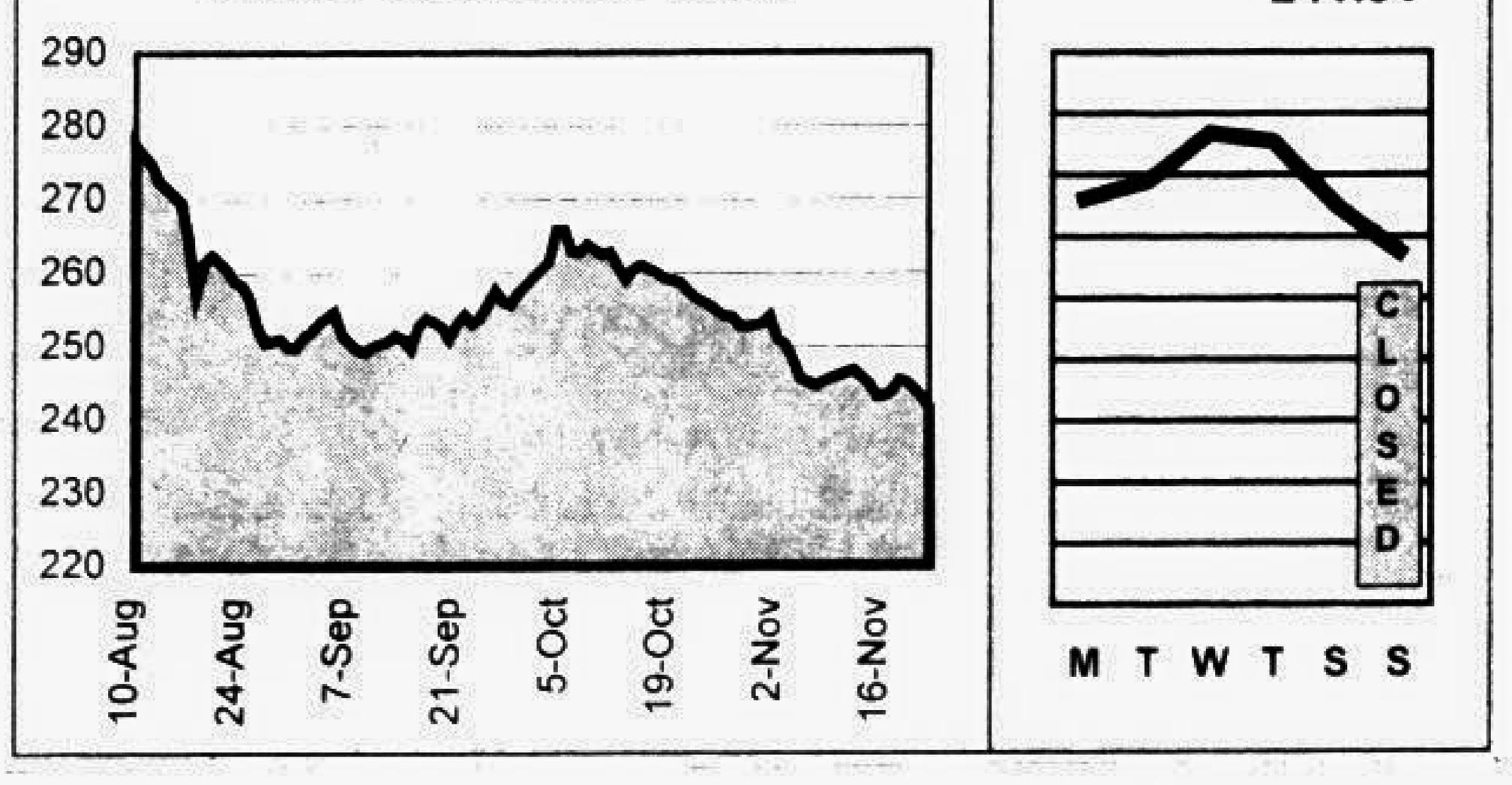

DAY'S MARKET

November 22, 1998

	DSE	CSE
All Share Price Index	567.75	241.51
Change in Index (pts)	(1.25)	(1.49)
Change in Index (%)	-0.22%	-0.61%
Market Capitalisation (cr Tk)	5,159.61	4,282.65
Market Capitalisation (mil US$)	1,074.92	892.22
Turnover Volume ('000)	8,548	6,652
Turnover Value (cr Tk)	43.13	19.02
No. of Issues Traded	128	55
No. of Issues Gained	44	11
No. of Issues Incurred Loss	64	42
No. of Issues Unchanged	20	2
Price Earning Ratio (x)	7.75	7.64
Dividend Yield (%)	7.10	7.46

DAY'S MARKET LEADERS

TURNOVER LEADERS

	DSE	Vol '000	Value Tkm		CSE	Vol '000	Value Tkm
1	JH Chemical	650	81.69	1	Sajib Knitwear	932	76.67
2	Quasem Drycell	2,164	59.09	2	Quasem Drycell	2,029	56.61
3	Gulf Food	449	59.05	3	Chic Tex	2,359	24.30
4	Tulip Dairy	231	52.50	4	Rose Heaven	837	19.75
5	Raspit Food	226	37.24	5	Eagle Star Tex	276	3.67
6	Rose Heaven	1,259	29.33	6	Aramit	50	3.17
7	Sajib Knitwear	186	14.83	7	Ashraf Tex	104	2.15
8	Aramit	196	12.22	8	ACI	38	1.30
9	Rupon Oil	792	10.21	9	Ctg. Cement	0.82	0.46
10	Zeal Bangla	709	9.21	10	EHL	2	0.30

CAPITAL GAINERS

	DSE	Vol '000	Change %		CSE	Vol '000	Change %
1	Sajib Knitwear	185.90	19.92	1	Sajib Knitwear	932.15	14.63
2	Tulip Dairy	230.50	17.70	2	Quasem Drycell	2,028.95	5.68
3	Karim Pipe	7.75	16.34	3	M Hossain Garment	1.30	3.61
4	Sonali Paper	49.60	12.94	4	Rose Heaven	837.00	3.06
5	7th ICB	0.05	9.60	5	Federal Ins	0.05	2.14
6	TBL	0.05	9.25	6	Reckit & Colman	0.05	1.55
7	Tallu Spinning	0.02	8.18	7	Padma Tex	0.02	0.91
8	Monno Jute Staffler	0.01	7.02	8	Beximco Knitting	0.18	0.37
9	JH Chemical	649.60	5.67	9	Prime Tex	0.35	0.36
10	Quasem Silk	295.30	3.97	10	Beximco Denims	0.20	0.33

CAPITAL LOSERS

	DSE	Vol '000	Change %		CSE	Vol '000	Change %
1	Gulf Food	449.05	(10.70)	1	St. Ceramic	0.05	(15.99)
2	St. Ceramic	0.25	(8.57)	2	BEXIMCO	0.50	(7.97)
3	Mithun Corpn	4.18	(6.41)	3	EHL	2.30	(6.87)
4	Renwick Jaj	0.15	(5.79)	4	Aramit	50.15	(5.67)
5	Quasem Drycell	2,164.30	(5.54)	5	Eastern Cables	0.03	(5.22)
6	National Polymer	0.09	(5.15)	6	NTC	0.01	(4.62)
7	BD Dyeing	0.04	(4.47)	7	Gachihata Aqua	0.15	(4.13)
8	BD Autocar	0.58	(4.00)	8	Al Arafa Islami Bank	0.01	(4.10)
9	Libra Pharma	0.06	(3.82)	9	Apex Food	0.02	(3.49)
10	Northern Jute	103.60	(3.03)	10	Aftab Automobiles	0.03	(3.38)

LEAGUE TABLE

Company Name	FV/ML Tk/nos	DSE Vol nos	DSE Day's High Tk	DSE Day's Low Tk	DSE Day's Closing Tk	DSE Prev. Closing Tk	DSE Net Chg Tk	CSE Vol nos	CSE Day's Closing Tk	CSE Prev. Closing Tk	CSE Net Chg Tk	AGM Year End YM	AGM Date D/M/Y	EPS Tk	P/E x	DPS Tk	Yield %	NAV per Share Tk	Price/NAV x
Banks																			
Al-Arafa	1000/5	25	990.00	990.00	990.00	995.00	(5.00)	5	960.00	1,001.00	(41.00)	9803	-	312.89	3.16	-	-	1,318.80	0.75
Al Baraka Bank	1000/1	-	-	-	-	1,050.00	-	-	-	-	-	9612	16/10/97	(1,052.92)	-	-	-	(2,586.00)	-
Arab Bangladesh Bank	100/5	[illegible]	[illegible]	[illegible]	[illegible]	85.00	[illegible]	-	-	95.00	-	9712	12/9/98	24.03	3.54	10.00	11.76	177.92	[illegible]
City Bank	100/5	-	-	-	-	105.50	-	-	-	220.00	-	9612	14/12/97	97.09	1.09	-	-	4.20	25.12
Eastern Bank	100/20	-	-	-	-	110.00	-	-	-	-	-	9612	20/11/97	37.10	2.96	-	-	(155.30)	-
IDLC	100/20	180	515.00	507.00	513.00	510.25	2.75	-	-	565.00	-	9712	2/6/98	59.60	8.61	30.00	5.85	214.74	2.39
IFIC Bank	100/5	60	100.00	100.00	100.00	99.50	0.50	-	-	107.00	-	9612	27/7/98	20.29	4.93	-	-	203.96	0.49
Islami Bank	1000/1	-	-	-	-	2,160.00	-	-	-	2,025.00	-	9712	20/8/98	322.18	6.70	21.00	0.97	3,925.20	0.55
National Bank	100/20	380	68.00	66.25	66.75	67.00	(0.25)	300	64.75	65.00	(0.25)	9612	4/12/97	30.08	2.22	-	-	199.98	0.33
Pubali Bank	100/5	-	-	-	-	100.00	-	-	-	96.00	-	9612	30/12/97	(198.44)	-	-	-	61.06	1.64
Rupali Bank	100/10	-	-	-	-	70.00	-	-	-	70.00	-	9612	30/5/98	1.36	51.47	-	-	(134.40)	-
UCBL	100/5	-	-	-	-	89.00	-	-	-	135.25	-	9612	27/8/97	34.66	2.57	-	-	198.58	0.45
United Leasing	100/20	140	1,010.00	980.00	997.00	985.00	12.00	-	-	-	-	9712	27/5/98	91.23	10.93	24.00	2.41	356.91	2.79
Uttara Bank	100/5	-	-	-	-	91.50	-	-	-	-	-	9612	18/11/97	3.49	26.22	-	-	256.57	0.36
Uttara Finance	100/50	300	206.00	205.00	205.00	205.00	-	-	-	230.00	-	9712	30/6/98	12.83	15.98	10.00	4.88	106.12	1.93
Investment																			
1st BSRS MF	100/50	300	75.25	75.00	75.00	75.00	-	-	-	78.00	-	-	-	-	-	-	-	-	-
1st ICB MF	100/5	-	-	-	-	1,010.00	-	-	-	1,800.00	-	9806	21/10/98	119.44	8.46	70.00	6.93	359.74	2.81
2nd ICB MF	100/5	-	-	-	-	420.00	-	-	-	425.00	-	9806	21/10/98	10.49	40.04	30.00	7.14	141.57	2.97
3rd ICB MF	100/5	-	-	-	-	320.00	-	-	-	570.00	-	9806	21/10/98	18.69	17.12	35.00	10.94	234.79	1.36
4th ICB MF	100/10	-	-	-	-	280.00	-	-	-	732.00	-	9806	21/10/98	27.81	10.07	32.00	11.43	167.65	1.67
5th ICB MF	100/10	-	-	-	-	195.00	-	-	-	300.00	-	9806	21/10/98	16.93	11.52	22.00	11.28	134.46	1.45
6th ICB MF	100/10	100	145.00	140.00	143.00	142.00	1.00	40	145.50	146.50	(1.00)	9806	21/10/98	9.39	15.23	18.00	12.59	135.10	1.06
7th ICB MF	100/50	50	137.00	137.00	137.00	125.00	12.00	-	-	130.25	-	9806	21/10/98	6.72	20.39	14.00	10.22	119.42	1.15
8th ICB MF	100/50	100	117.50	117.00	117.25	117.00	0.25	-	-	120.25	-	9806	21/10/98	3.35	35.00	12.00	10.23	116.60	1.01
ICB	100/5	-	-	-	-	210.00	-	-	-	175.00	-	9806	21/10/98	22.06	9.52	7.00	3.33	285.84	0.73
Engineering																			
Aftab Automobile	100/5	-	-	-	-	160.25	-	30	164.25	170.00	(5.75)	9708	28/12/97	7.46	21.48	12.00	7.49	226.22	0.71
Anwar Galvanizing	100/50	250	175.50	175.00	175.00	172.25	2.75	-	-	170.00	-	9706	30/3/98	21.44	8.16	15.00	8.57	106.44	1.64
Atlas Bangladesh	10/50	50	143.50	143.50	143.50	144.50	(1.00)	-	-	-	-	9706	28/12/97	22.39	6.41	15.00	10.45	59.89	2.40
Aziz Pipe	100/5	970	548.75	540.00	543.75	548.75	(5.00)	-	-	528.00	-	9712	30/7/98	13.53	40.19	15.00	2.76	544.82	1.00
BD Autocars	100/5	575	76.75	71.00	72.00	75.00	(3.00)	-	-	80.00	-	9706	30/12/97	11.69	6.16	-	-	130.72	0.55
BD Lamps	100/5	45	694.00	690.00	692.75	696.00	(3.25)	-	-	707.50	-	9712	9/9/98	34.88	19.86	30.00	4.33	243.81	2.84
BEMCO	100/10	-	-	-	-	94.50	-	-	-	-	-	9612	29/10/97	(20.48)	-	-	-	(93.79)	-
Bengal Steel	10/50	-	-	-	-	1,113.70	-	-	-	-	-	9612	27/9/97	(1.40)	-	-	-	2.34	475.94
Eastern Cables	100/5	720	129.50	127.75	128.00	128.75	(0.75)	30	127.00	134.00	(7.00)	9706	30/3/98	7.68	16.67	-	-	137.77	0.93
Karim Pipe	100/5	7,750	123.00	97.00	119.25	102.50	16.75	-	-	-	-	9612	24/12/97	(25.81)	-	-	-	106.73	1.12
Kay & Que	100/50	3,050	199.00	190.00	194.00	192.00	2.00	-	-	218.00	-	9612	28/9/97	10.99	17.65	12.50	6.44	119.00	1.63
Metalex Corp.	100/5	-	-	-	-	120.00	-	-	-	-	-	9506	24/4/96	(562.54)	-	-	-	(3,101.00)	-
Monno Jute Staffler	100/5	5	305.00	305.00	305.00	285.00	20.00	-	-	-	-	9612	3/12/97	15.68	19.45	12.50	4.10	226.43	1.35
Monno Jutex	100/5	-	-	-	-	1,550.00	-	-	-	-	-	9706	10/12/97	156.56	9.90	75.00	4.84	628.77	2.47
National Tubes	100/10	-	-	-	-	452.50	-	-	-	-	-	9706	19/3/98	164.35	2.75	15.00	3.31	230.00	1.97
Olympic Industries	100/5	3,955	183.00	180.00	180.75	182.75	(2.00)	475	182.25	184.75	(2.50)	9703	22/12/97	19.22	9.40	20.00	11.07	184.61	0.98
Quasem Drycell	10/50	2,164,300	29.40	26.90	27.30	28.90	(1.60)	2,028,950	27.90	26.40	1.50	9706	7/9/97	3.01	9.07	1.50	5.49	33.89	0.81
Renwick Jajnes	100/5	150	57.00	57.00	57.00	60.50	(3.50)	-	-	-	-	9706	28/12/97	(17.11)	-	-	-	(5.75)	-
Singer Bangladesh	100/5	130	1,670.00	1,650.00	1,661.75	1,685.50	(23.75)	-	-	-	-	9801	21/5/98	93.37	17.80	60.00	3.61	164.06	[illegible]
Thai Aluminum	100/10	50	307.00	307.00	307.00	281.00	26.00	-	-	380.00	-	9712	24/9/98	34.04	9.02	[illegible]	3.26	154.18	1.99
Wonderland Toys	100/50	-	-	-	-	79.00	-	100	71.50	72.50	(1.00)	9706	24/12/97	[illegible]	-	-	-	[illegible]	[illegible]
Food & Allied																			
AB Biscuit	100/5	-	-	-	-	70.00	-	-	-	-	-	9506	30/12/95	(26.78)	-	-	-	238.75	0.29
Alpha Tobacco	10/50	6,800	81.00	76.20	77.20	78.50	(1.30)	-	-	-	-	9709	25/3/98	5.82	13.26	5.00	6.48	75.89	1.02
Amam Sea Food	100/5	-	-	-	-	381.50	-	-	-	-	-	9706	28/12/97	17.74	21.51	-	-	19.40	19.66
AMCL (Pran)	100/10	270	304.00	296.00	300.75	307.50	(6.75)	-	-	301.75	-	9706	15/12/97	22.26	13.51	20.00	6.65	200.27	1.50
Apex Food	100/5	-	-	-	-	540.00	-	15	518.00	536.75	(18.75)	9706	28/12/97	47.80	11.30	40.00	7.41	670.02	0.81
Bangas	100/5	10	163.00	163.00	163.00	162.75	0.25	-	-	-	-	9706	29/12/97	10.92	14.93	-	-	145.40	1.12
BD Plantation	100/5	-	-	-	-	745.00	-	-	-	-	-	9706	28/12/97	(128.98)	-	-	-	(345.10)	-
Bengal Biscuit	100/20	960	82.50	82.25	82.25	82.50	(0.25)	600	83.25	84.50	(1.25)	9706	29/3/98	26.31	3.13	-	-	234.32	0.35
Beximco Fisheries	100/20	680	115.00	113.75	114.00	115.50	(1.50)	100	112.50	116.00	(3.50)	9712	19/11/98	18.53	6.15	20.00	17.54	132.61	0.86
BLTC	100/5	-	-	-	-	680.00	-	-	-	-	-	9712	29/9/98	77.11	8.82	45.00	6.62	1,487.90	0.46
BATBC	10/50	750	97.00	93.00	94.50	94.10	0.40	150	93.00	94.00	(1.00)	9712	21/5/98	12.16	7.77	8.00	8.47	35.63	2.65
Chittagong Vegetable	100/10	170	95.00	93.00	94.25	95.00	(0.75)	40	98.25	100.00	(1.75)	9706	30/12/97	(0.51)	-	-	-	104.43	0.90
Dhaka Fisheries	100/50	43,600	120.00	110.00	114.75	117.75	(3.00)	-	-	122.75	-	9512	-	3.27	35.09	-	-	103.83	1.11
Dhaka Vegetable	100/5	650	53.25	52.50	52.50	52.75	(0.25)	-	-	-	-	9506	10/9/97	(5.33)	-	-	-	108.80	0.48
EL Camelia	100/5	-	-	-	-	1,650.00	-	-	-	-	-	9612	11/10/97	(49.30)	-	-	-	(469.70)	-
Gachihata	100/50	29,350	61.50	56.50	57.00	56.75	0.25	150	58.00	60.50	(2.50)	9704	-	10.43	5.47	-	-	121.42	0.47
Gemini Sea Food	100/5	-	-	-	-	150.00	-	-	-	-	-	9709	28/12/97	11.06	13.56	-	-	108.50	1.38
Gulf Foods	100/50	449,050	147.00	128.00	131.50	147.25	(15.75)	-	-	132.00	-	9704	-	-	-	-	-	100.00	1.32
Hill Plantation	100/5	-	-	-	-	900.00	-	-	-	-	-	9706	28/12/97	(29.32)	-	-	-	(43.43)	-
Meghna Shrimp	100/20	2,740	82.75	81.50	82.50	81.50	1.00	80	80.25	80.00	0.25	9612	29/9/98	20.67	3.99	18.00	21.82	102.07	0.81
Meghna Vegetable Oil	100/50	50	137.50	137.50	137.50	137.50	-	-	-	140.00	-	9706	9/12/97	29.90	4.60	20.00	14.55	145.49	0.95
Modern Industries	100/5	-	-	-	-	64.50	-	-	-	-	-	9712	29/7/98	(15.23)	-	-	-	49.17	1.31
Mona Food	100/50	3,150	74.00	72.00	72.25	72.50	(0.25)	-	-	72.50	-	9706	-	3.79	19.06	-	-	107.54	0.67
NTC	100/5	1,150	330.00	325.00	328.00	322.50	5.50	5	310.00	325.00	(15.00)	9712	29/4/98	151.89	2.16	30.00	9.15	402.42	0.82
Rabeya Flour	10/50	-	-	-	-	-	-	-	-	-	-	9712	21/9/98	1.31	-	10.00	-	7.93	-
Rahima Food Corp.	100/50	300	67.00	65.50	66.50	66.25	0.25	-	-	69.00	-	9706	29/12/97	6.02	11.05	-	-	117.64	0.57
Raspit Food	100/50	226,400	178.00	163.00	164.50	159.25	5.25	300	163.25	165.00	(1.75)	9612	30/10/97	11.82	13.92	-	-	101.64	1.62
Rupon Oil	10/100	791,600	13.30	12.50	12.90	12.60	0.30	-	-	-	-	9706	12/8/98	0.11	117.27	-	-	32.14	0.40
Shyampur Sugar mills	10/100	68,200	14.50	13.80	14.00	14.30	(0.30)	-	-	-	-	9706	31/3/98	(13.31)	-	-	-	(53.00)	-
Tripti Industries	100/5	9,650	110.75	108.00	108.00	109.25	(1.25)	100	108.00	111.75	(3.75)	9608	-	4.74	22.78	10.00	9.26	110.00	0.98
Tulip Dairy	100/5	230,500	228.50	200.00	227.75	193.50	34.25	-	-	-	-	9306	30/3/95	(35.14)	-	-	-	53.99	4.22
Yousuf Flour	10/50	-	-	-	-	-	-	-	-	-	-	9706	24/12/97	0.12	-	-	-	4.40	-
Zeal Bangla	10/50	708,800	13.50	12.70	13.00	12.70	0.30	-	-	-	-	9706	26/8/98	(7.46)	-	-	-	(36.50)	-
Fuel & Power																			
BOC	10/50	2,450	92.30	91.50	91.90	93.40	(1.50)	400	92.50	93.00	(0.50)	9709	20/1/98	4.84	18.99	3.00	3.26	11.84	7.76
Eastern Lubricant	10/50	-	-	-	-	13.00	-	-	-	-	-	9706	12/3/98	6.29	2.07	3.50	26.92	40.27	0.32
National Oxyg.	100/10	-	-	-	-	59.25	-	-	-	90.00	-	9606	30/6/97	(1,110.86)	-	-	-	(337.60)	-
Padma Oil	10/50	-	-	-	-	210.50	-	-	-	213.90	-	9706	24/3/98	14.29	14.73	3.00	1.43	68.52	3.07
Jute																			
Ahad Jute	100/10	-	-	-	-	-	-	-	-	-	-	9706	21/12/97	(5.28)	-	-	-	(372.90)	-
Islam Jute	100/5	-	-	-	-	106.00	-	-	-	-	-	9706	31/12/97	(13.08)	-	-	-	(546.70)	-
Jute Spinners	100/5	-	-	-	-	234.00	-	-	-	-	-	9706	29/3/98	28.56	8.19	15.00	6.41	(58.08)	-
Mutual Jute	100/5	-	-	-	-	-	-	-	-	-	-	9706	30/12/97	24.89	-	15.00	-	184.29	-
Northern Jute	10/200	103,600	31.00	28.30	28.80	29.70	(0.90)	-	-	-	-	9706	27/12/97	1.13	25.49	-	-	10.80	2.67
Saleh Carpet	10/200	586,000	11.70	11.30	11.30	11.30	-	-	-	-	-	9612	22/12/97	(12.81)	-	-	-	(104.30)	-
Sonali Ansh	100/5	-	-	-	-	230.00	-	-	-	-	-	9706	21/12/97	24.07	9.56	-	-	15.11	15.22
Textile																			
Al-Haj Textile	10/50	-	-	-	-	-	-	-	-	-	-	9706	24/12/97	1.56	-	10.00	-	11.76	-
Alltex Industries	100/50	8,250	55.50	54.00	54.25	55.00	(0.75)	2,500	54.25	54.50	(0.25)	9706	24/12/97	18.55	2.92	-	-	110.94	0.49
Anlima Yarn Dyeing	100/50	-	-	-	-	85.25	-	-	-	90.50	-	9706	4/12/97	-	-	-	-	100.00	0.85
Apex Spinning	100/20	-	-	-	-	129.50	-	-	-	115.00	-	9703	22/12/97	20.60	6.29	12.50	9.65	141.10	0.92

LEAGUE TABLE

Company Name	FV/ML Tk/nos	DSE Vol nos	DSE Day's High Tk	DSE Day's Low Tk	DSE Day's Closing Tk	DSE Prev. Closing Tk	DSE Net Chg Tk	CSE Vol nos	CSE Day's Closing Tk	CSE Prev Closing Tk	CSE Net Chg Tk	AGM Year End YM	AGM Date D/M/Y	EPS Tk	P/E x	DPS Tk	Yield %	NAV per Share Tk	Price/NAV x
Apex Weaving	100/50	3,750	56.00	53.00	54.25	55.00	(0.75)	600	53.00	54.00	(1.00)	9706	27/11/97	(2.14)	-	-	-	97.86	0.55
Arbee Textile	100/10	-	-	-	-	-	-	-	-	-	-	9712	28/6/98	(59.13)	-	-	-	(78.92)	-
Ashraf Textile	10/50	85,700	20.90	20.50	20.50	20.80	(0.30)	104,000	20.70	20.80	(0.10)	9706	28/12/97	0.50	41.00	1.50	7.32	30.08	0.68
BD Dyeing	100/20	40	155.00	155.00	155.00	162.25	(7.25)	80	157.50	158.00	(0.50)	9612	27/9/97	45.93	3.37	15.00	9.68	158.99	0.97
BD Zipper	100/50	-	-	-	-	92.00	-	100	91.00	92.00	(1.00)	9706	22/12/97	12.49	7.37	11.00	11.96	104.09	0.88
Beximco Denims	100/50	500	236.00	235.00	235.50	235.00	0.50	200	226.75	226.00	0.75	9712	05/11/98	43.37	5.43	30.00	12.74	125.04	1.88
Beximco Knitting	100/20	420	139.25	136.00	136.25	139.00	(2.75)	180	136.00	135.50	0.50	9712	15/11/98	29.60	4.60	20.00	14.68	116.51	1.17
Beximco Textile	100/50	2,050	122.00	122.00	122.00	121.75	0.25	-	-	122.25	-	9712	8/11/98	27.11	4.50	5.00	4.10	112.80	1.08
Chic Tex	10/500	-	-	-	-	11.00	-	2,359,000	10.30	10.60	(0.30)	9706	24/12/97	0.18	61.11	0.60	5.45	11.13	0.99
CMC-Kamal	100/50	-	-	-	-	90.00	-	-	-	63.00	-	9612	-	-	-	-	-	100.00	0.90
Dandy Dyeing	100/50	200	49.00	49.00	49.00	49.00	-	-	-	-	-	9612	30/9/97	(21.99)	-	-	-	59.93	0.82
Delta Millers	100/20	4,580	63.50	61.75	62.50	62.50	-	220	63.00	63.50	(0.50)	9706	30/12/97	8.52	7.34	10.00	16.00	116.17	0.54
Desh Garments	100/10	-	-	-	-	82.00	-	-	-	-	-	9706	11/12/97	20.62	3.98	10.00	12.20	97.37	0.84
Dulamia Cotton	100/10	-	-	-	-	54.25	-	-	-	53.00	-	9706	29/12/97	(55.83)	-	-	-	38.42	1.41
Dynamic Textile	100/20	33,920	36.00	35.50	35.50	35.50	-	4,500	35.00	35.50	(0.50)	9609	7/9/97	(7.18)	-	-	-	104.83	0.34
Eagle Star Textile	10/50	15,350	13.60	13.30	13.30	13.30	-	275,800	13.30	13.40	(0.10)	9706	24/12/97	(0.08)	-	-	-	9.46	1.41
GEM Knitwear	100/50	-	-	-	-	55.00	-	-	-	-	-	9612	-	-	-	-	-	100.00	0.55
GMG Industrial Corp	10/50	-	-	-	-	22.50	-	-	-	32.00	-	9706	29/12/97	(4.22)	-	-	-	(41.00)	-
HR Textile	100/50	50	85.00	85.00	85.00	83.50	1.50	-	-	86.25	-	9709	29/12/97	8.17	10.40	12.50	14.71	130.94	0.65
M. Hossain Garments	100/50	15,250	69.00	66.75	67.25	65.25	2.00	1,300	64.50	62.25	2.25	9606	24/12/97	5.20	12.93	15.00	22.30	116.99	0.57
Mita Textile	100/20	540	60.00	58.50	59.50	58.50	1.00	-	-	66.00	-	9606	26/12/96	24.61	2.42	15.00	25.21	112.99	0.53
Mithun Knitting	100/20	4,180	88.00	83.25	84.00	89.75	(5.75)	-	-	-	-	9706	29/12/97	8.88	9.46	-	-	123.85	0.68
Modern Dyeing	100/5	270	70.00	68.00	68.50	70.00	(1.50)	-	-	-	-	9706	22/12/97	1.55	44.19	-	-	102.51	0.67
Monno Fabrics	100/50	2,400	88.50	87.50	87.75	87.75	-	800	88.50	89.00	(0.50)	9612	22/12/97	-	-	-	-	135.22	0.65
Padma Textile	100/20	180	228.50	227.25	227.50	230.00	(2.50)	20	222.00	220.00	2.00	9712	8/11/98	48.18	4.72	25.00	10.99	229.44	0.99
Prime Textile	100/50	900	69.50	69.00	69.25	69.00	0.25	350	69.00	68.75	0.25	9706	28/6/98	10.71	6.47	5.00	7.22	143.73	0.48
Quasem Silk	10/100	295,300	27.40	25.50	26.20	25.20	1.00	-	-	-	-	9709	21/6/96	0.14	187.14	-	-	(4.25)	-
Quasem Textile	10/50	600	31.80	30.10	30.90	31.60	(0.70)	-	-	-	-	9709	21/6/98	(2.56)	-	-	-	(78.16)	-
Rahim Textile	100/5	-	-	-	-	80.00	-	-	-	-	-	9706	12/2/98	5.87	13.63	5.00	6.25	(14.63)	-
Saiham Textile	100/10	-	-	-	-	109.00	-	-	-	-	-	9806	19/11/98	21.60	5.05	10.00	9.17	120.17	0.91
Sajib Knitwear	100/50	185,900	79.75	69.00	79.75	66.50	13.25	932,150	82.25	71.75	10.50	9706	24/12/97	1.99	40.08	5.00	6.27	102.56	0.78
Sonargaon Textile	100/50	-	-	-	-	78.50	-	-	-	90.00	-	9712	29/9/98	35.66	2.20	8.00	10.19	173.53	0.45
Sreepur Textile	100/50	50	62.25	62.25	62.25	62.25	-	-	-	68.00	-	9712	24/9/98	(1.86)	-	-	-	99.87	0.62
STM	100/5	-	-	-	-	70.00	-	-	-	-	-	9612	30/9/97	(26.47)	-	-	-	394.11	0.18
Stylecraft	100/5	-	-	-	-	1,035.00	-	-	-	-	-	9703	20/11/97	157.97	6.55	20.00	1.93	624.05	1.66
Tallu Spinning	100/10	20	86.00	86.00	86.00	79.50	6.50	-	-	-	-	9706	29/12/97	8.36	10.29	-	-	123.53	0.70
Tamijuddin Textile	100/10	-	-	-	-	60.00	-	-	-	90.00	-	9706	24/12/97	(7.74)	-	-	-	81.92	0.73
Pharma & Chemical																			
ACI	10/50	38,500	35.00	34.40	34.60	34.80	(0.20)	37,650	34.40	34.90	(0.50)	9712	23/7/98	3.73	9.28	3.00	8.67	39.36	0.88
Ambee Pharma	10/50	2,250	47.20	46.50	46.90	47.10	(0.20)	-	-	46.00	-	9712	12/9/98	2.40	19.54	2.50	5.33	11.48	4.09
Bangla Process	100/5	255	65.00	65.00	65.00	62.75	2.25	-	-	-	-	9706	28/12/97	3.26	19.94	-	-	148.65	0.44
BCIL	100/20	-	-	-	-	124.50	-	-	-	126.00	-	9706	22/12/97	9.13	13.64	8.00	6.43	143.83	0.87
Beximco Infusions	100/10	350	280.00	276.00	278.75	276.75	2.00	-	-	260.00	-	9712	15/11/98	45.80	6.09	25.00	8.97	160.03	1.74
Beximco Pharma	10/50	23,900	56.00	55.20	55.30	55.90	(0.60)	5,350	55.20	55.70	(0.50)	9612	30/11/97	8.02	6.90	3.00	5.42	59.12	0.94
Beximco Synthetics	100/20	1,720	171.75	169.50	171.25	171.50	(0.25)	-	-	167.25	-	9712	19/11/98	34.19	5.01	25.00	14.60	127.61	1.34
Glaxo Bangladesh	10/50	1,550	72.00	68.00	69.80	69.30	0.50	-	-	-	-	9612	30/4/98	6.78	10.29	2.75	3.94	42.45	1.64
Imam Button	100/50	200	87.25	87.25	87.25	87.25	-	-	-	91.50	-	9706	24/12/97	7.59	11.50	10.00	11.46	100.31	0.87
JH Chemical	100/50	649,600	137.00	121.00	125.75	119.00	6.75	-	-	131.50	-	9712	-	-	-	-	-	100.00	1.26
Kohinoor Chemicals	100/5	100	85.50	85.50	85.50	85.50	-	-	-	90.00	-	9406	27/2/95	(7.77)	-	-	-	(270.20)	-
Libra Pharma	100/20	60	308.00	290.00	296.00	307.75	(11.75)	-	-	330.00	-	9706	24/12/97	28.25	10.48	20.00	6.76	253.05	1.17
National Polymer	100/10	90	170.00	160.00	161.25	170.00	(8.75)	-	-	173.00	-	9706	29/9/97	38.82	4.15	20.00	12.40	169.44	0.95
Orion Infusion	100/20	-	-	-	-	40.75	-	-	-	34.43	-	9606	3/2/97	8.09	5.04	17.00	41.72	102.38	0.40
Perfume Chemical	100/50	1,150	73.75	72.00	72.75	73.25	(0.50)	-	-	77.00	-	9806	30/4/98	1.62	44.91	-	-	108.11	0.67
Petro Synthetic	10/50	-	-	-	-	33.50	-	-	-	-	-	9612	2/10/97	(10.66)	-	-	-	(41.17)	-
Pharma Aids	100/5	20	96.00	96.00	96.00	96.00	-	-	-	-	-	9706	29/12/97	(6.01)	-	-	-	117.61	0.82
Pharmaco	100/5	300	61.00	61.00	61.00	62.75	(1.75)	-	-	-	-	9706	30/3/98	3.14	19.43	-	-	58.58	1.04
Rahman Chemicals	100/10	3,050	51.50	51.00	51.00	51.75	(0.75)	-	-	-	-	9612	13/11/97	(11.71)	-	-	-	(47.06)	-
Reckitt & Colman	10/50	-	-	-	-	88.00	-	50	91.60	90.20	1.40	9801	19/5/98	4.83	18.22	2.75	3.13	25.63	3.43
Renata	100/5	-	-	-	-	375.00	-	-	-	-	-	9712	17/6/98	39.14	9.58	-	-	140.98	2.66
Square Pharma	100/20	100	705.00	700.00	704.00	705.25	(1.25)	40	700.00	701.00	(1.00)	9803	13/8/98	114.27	6.16	45.00	6.39	677.49	1.04
TBL	100/5	-	-	-	-	58.00	-	-	-	85.50	-	9712	30/7/98	(313.75)	-	-	-	(1,362.00)	-
The Ibnsina	100/10	20	[illegible]	159.00	[illegible]	160.00	1.00	-	-	163.00	-	9706	5/3/98	[illegible]	[illegible]	15.00	9.43	[illegible]	1.47
Wata Chemicals	100/20	40	[illegible]	195.00	195.00	193.75	1.25	-	-	209.00	-	9712	26/8/98	3.65	[illegible]	10.00	5.13	190.18	1.03
Paper & Printing																			
Azadi Printers	100/10	-	-	-	-	-	-	-	-	551.00	-	9606	24/12/97	(13.48)	-	-	-	(393.60)	-
Eagle Box	10/50	-	-	-	-	96.50	-	-	-	-	-	9806	9/11/98	(36.11)	-	-	-	(218.70)	-
MAQ Enterprises	100/50	800	56.00	55.00	55.25	55.50	(0.25)	-	-	58.00	-	9612	-	12.24	4.51	-	-	126.94	0.44
MAQ Paper	100/20	260	101.25	101.00	101.00	101.00	-	-	-	101.00	-	9712	20/9/98	18.47	5.47	10.00	9.90	123.04	0.82
Monospool Paper	100/5	-	-	-	-	50.50	-	-	-	-	-	9806	15/9/98	1.88	26.86	-	-	178.33	0.28
Padma Printers	10/50	800	37.00	35.00	35.20	35.00	0.20	-	-	-	-	9612	23/12/96	-	-	-	-	10.00	3.52
Paper Process	100/10	2,960	42.75	41.00	41.75	42.75	(1.00)	-	-	-	-	9512	26/12/97	2.62	15.94	-	-	82.03	0.51
Sonali Paper	10/50	49,600	36.00	32.00	34.90	30.90	4.00	-	-	35.00	-	9606	30/12/96	1.07	32.62	1.50	4.30	10.19	3.42
Services & Real Estate																			
BD Hotel	10/50	-	-	-	-	-	-	-	-	-	-	9712	17/9/98	5.52	-	30.00	-	290.43	-
BD Services	10/50	-	-	-	-	-	-	-	-	-	-	9612	24/12/97	1.78	-	1.00	-	36.52	-
Eastern Housing	100/20	-	-	-	-	140.50	-	2,300	128.75	138.25	(9.50)	9707	28/12/97	18.99	7.40	16.00	11.39	122.67	1.15
Samorita Hospital	100/50	200	102.00	101.00	101.50	102.25	(0.75)	-	-	101.00	-	9706	19/3/98	3.91	25.96	-	-	109.22	0.93
Shine Pukur Holdings	100/50	7,100	81.50	80.25	80.75	81.25	(0.50)	2,350	80.50	80.50	-	9612	30/11/97	10.21	7.91	10.00	12.38	103.50	0.78
Miscellaneous																			
Apex Footwear	100/20	200	218.00	215.00	215.75	221.00	(5.25)	-	-	220.00	-	9712	14/5/98	21.92	9.84	25.00	11.59	207.24	1.04
Apex Tannery	100/10	880	220.00	218.00	219.00	220.00	(1.00)	260	222.50	222.75	(0.25)	9706	28/12/97	2.71	80.81	25.00	11.42	413.98	0.53
Aramit	10/50	196,400	66.00	60.50	62.20	62.60	(0.40)	50,150	63.20	67.00	(3.80)	9712	27/9/98	3.49	17.82	2.30	3.70	26.79	2.32
Aramit Cement	100/50	24,200	141.00	137.00	137.75	137.50	0.25	100	136.50	139.00	(2.50)	9712	-	-	-	-	-	100.00	1.38
Bata Shoe	10/100	2,900	105.00	104.50	104.90	105.00	(0.10)	-	-	-	-	9712	3/6/98	11.92	8.80	9.00	8.58	37.01	2.83
BD Luggage	100/50	-	-	-	-	61.25	-	-	-	64.00	-	9606	-	-	-	-	-	100.00	0.61
Bengal Fine Ceramic	100/50	450	131.00	127.00	129.75	128.75	1.00	-	-	133.75	-	9706	24/12/97	9.10	14.26	10.00	7.71	100.48	1.29
BEXIMCO	10/100	84,900	73.70	68.00	69.00	70.90	(1.90)	500	68.10	74.00	(5.90)	9712	5/11/98	10.45	6.60	2.50	3.62	28.84	2.39
BSC	100/5	-	-	-	-	90.00	-	-	-	102.00	-	9606	19/12/96	(74.44)	-	-	-	(556.00)	-
Chittagong Cement	100/5	1,765	579.50	556.00	577.50	566.50	11.00	820	565.75	566.50	(0.75)	9706	22/1/98	34.95	16.52	30.00	5.19	160.30	3.60
Confidence Cement	100/20	940	235.75	233.25	234.25	233.50	0.75	300	232.00	233.00	(1.00)	9706	31/3/98	9.77	23.98	5.00	2.13	218.08	1.07
Excelsior Shoes	100/50	7,450	60.00	59.00	59.25	59.75	(0.50)	800	59.25	60.50	(1.25)	9709	31/3/98	8.02	7.39	-	-	121.58	0.49
Fu-Wang Ceramic	100/50	2,450	135.75	134.75	135.00	133.75	1.25	-	-	136.75	-	9710	-	5.24	25.76	-	-	106.87	1.26
GQ Ball Pen	10/50	1,200	124.50	120.00	122.70	124.20	(1.50)	-	-	131.00	-	9712	24/8/98	8.97	13.68	3.50	2.85	99.11	1.24
Highspeed Ship	100/5	-	-	-	-	-	-	-	-	-	-	9712	22/9/98	7.50	-	7.00	-	134.07	-
Himadri	10/100	-	-	-	-	-	-	-	-	-	-	9612	29/9/97	1.13	-	-	-	12.86	-
Lexco	100/10	470	164.00	162.00	163.25	164.75	(1.50)	-	-	173.00	-	9712	10/9/98	10.80	15.12	10.00	6.13	550.47	0.30
Mark BD Shilpa & Engg.	100/50	800	93.50	93.00	93.00	95.75	(2.75)	100	95.50	96.00	(0.50)	9706	29/12/97	13.54	6.87	11.00	11.83	218.88	0.42
Meghna Cement	100/50	900	165.00	163.50	164.50	164.00	0.50	400	160.25	162.50	(2.25)	9712	24/9/98	14.29	11.51	10.00	6.08	108.76	1.51
Monno Ceramic	100/5	175	445.00	435.00	442.50	454.75	(12.25)	80	424.75	427.00	(2.25)	9706	21/12/97	52.94	8.36	30.00	6.78	233.97	1.89
Niloy Cement	100/50	250	126.00	125.75	125.75	127.25	(1.50)	-	-	129.50	-	9703	-	-	-	-	-	100.00	1.26
Paragon Leather	100/50	500	73.50	72.50	73.00	73.00	-	-	-	73.00	-	9706	27/5/98	9.44	7.73	10.00	13.70	113.73	0.64
Phoenix Leather	100/5	-	-	-	-	300.00	-	-	-	-	-	9606	5/1/97	38.26	7.84	-	-	12.89	23.27
Rose Heaven Ball Pen	10/500	1,259,000	24.00	23.20	23.30	23.00	0.30	837,000	23.60	22.90	0.70	9702	-	0.90	25.89	-	-	16.44	1.42
Samata Leather	100/50	150	101.00	101.00	101.00	102.00	(1.00)	-	-	-	-	9712	-	6.05	16.69	-	-	176.72	0.57
Savar Refractories	100/5	30	69.75	69.75	69.75	68.25	1.50	-	-	-	-	9706	25/3/98	(9.18)	-	-	-	100.75	0.69
Standard Ceramic	100/50	250	130.00	127.00	128.00	140.00	(12.00)	50	130.00	154.75	(24.75)	9706	23/6/98	13.37	9.57	10.00	7.81	231.99	0.55
Texpick Industries	100/10	-	-	-	-	90.00	-	-	-	-	-	9706	24/12/97	1.24	72.58	-	-	128.69	0.70
The Engineers	100/5	-	-	-	-	101.00	-	-	-	-	-	9608	27/12/97	75.82	1.33	10.00	9.90	387.50	0.26
Usmania Glass	100/5	55	275.00	270.50	272.25	278.00	(5.75)	-	-	269.50	-	9706	6/3/98	(3.66)	-	15.00	5.51	340.72	0.80
Insurance																			
BGIC	100/10	50	280.00	280.00	280.00	283.50	(3.50)	-	-	270.00	-	9712	10/9/98	39.57	7.08	25.00	8.93	234.52	1.19
Central Insurance	100/20	-	-	-	-	165.00	-	20	152.00	152.00	-	9712	16/9/98	26.00	6.35	20.00	12.12	157.46	1.05
Delta Life Insurance	100/5	20	516.25	516.25	516.25	516.25	-	-	-	625.00	-	9612	24/6/97	-	-	26.00	5.04	100.00	5.16
Eastern Insurance	100/20	-	-	-	-	145.00	-	-	-	205.31	-	9712	12/8/98	28.93	5.01	20.00	13.79	158.46	0.92
Eastland Insurance	100/20	20	170.00	170.00	170.00	170.00	-	-	-	180.00	-	9712	27/7/98	31.01	5.48	18.00	10.59	213.01	0.80
Federal Insurance	100/50	-	-	-	-	144.50	-	50	155.00	151.75	3.25	9612	22/8/98	18.45	7.83	18.00	12.46	151.09	0.96
Green Delta Insurance	100/10	-	-	-	-	500.00	-	-	-	500.00	-	9712	25/6/98	58.11	8.60	35.00	7.00	282.66	1.77
Janata Insurance	100/20	60	113.50	113.25	113.25	114.00	(0.75)	-	-	113.00	-	9612	1/12/97	(43.76)	-	-	-	102.20	1.11
Karnaphuli Insurance	100/20	-	-	-	-	145.25	-	-	-	-	-	9712	24/9/98	21.11	6.88	18.00	12.39	181.20	0.80
National Life Insurance	100/20	-	-	-	-	185.00	-	-	-	332.50	-	9712	4/7/98	-	-	-	-	100.00	1.85
People Insurance	100/20	-	-	-	-	635.00	-	-	-	603.00	-	9712	7/9/98	31.34	20.26	21.00	3.31	243.19	2.61
Phoenix Insurance	100/20	-	-	-	-	225.00	-	-	-	226.00	-	9712	20/5/98	38.56	5.84	30.00	13.33	205.42	1.10
Pragati Insurance	100/10	-	-	-	-	470.00	-	-	-	478.25	-	9712	22/7/98	79.08	5.94	35.00	7.45	438.47	1.07
Purabi Insurance	100/50	-	-	-	-	89.00	-	-	-	-	-	9512	30/9/96	(3.28)	-	-	-	102.05	0.87
Reliance Insurance	100/50	-	-	-	-	280.00	-	-	-	380.00	-	9712	22/6/98	50.43	5.55	30.00	10.71	363.45	0.77
Rupali Insurance	100/20	-	-	-	-	205.00	-	-	-	210.00	-	9712	10/8/98	32.55	6.30	25.00	12.20	254.12	0.81
Sandhani Life Insurance	100/50	-	-	-	-	100.00	-	-	-	100.50	-	9612	20/11/97	-	-	-	-	100.00	1.00
United Insurance	100/10	-	-	-	-	295.00	-	-	-	-	-	9712	17/5/98	27.90	10.57	20.00	6.78	206.28	1.43

DEBENTURE

Name	Nature of Debenutre	Year of Float	Date of Maturity	Date of Conversion	Interest Due	FV/ML Tk/Nos	Day's Closing Price DSE Tk	Day's Closing Price CSE Tk
Aramit Cement	14%, 20% Convertible, 80% Redeemable	1998	September, 2008	September, 2000	Mar, Sep	2500/2		
BCIL	17%, 20% Convertible, 80% Redeemable	1993	December 31, 1999	February 1, 1995	Jan, Jul	480/1		
BD Luggage	14%, 20% Convertible, 80% Redeemable	1996	September 5, 2003	September 5, 1998	Mar, Sep	2500/2	1,824.75	
BD Zipper	14%, 20% Convertible, 80% Redeemable	1995	August 1, 2002	August 1, 1997	Feb, Aug	1800/2	1,290.00	
BEXIMCO	17%, 100% Redeemable	1989	October 11, 1998		Oct, Apr	162/1		
Beximco Denims	14%, 100% Redeemable	1995	July 10, 2005		Jan, Jul	2500/2		
Beximco Fisheries	14%, 100% Redeemable	1994	May 1, 2004		Jan, Jul	2571.42/1		
Beximco Infusion	17%, 100% Redeemable	1992	October 31, 2000		Oct, Apr	700/2		
Beximco Synthetics	14%, 100% Redeemable	1993	September 1, 2003		Mar, Sep	1963/2		
Beximco Textile	14%, 100% Redeemable	1995	July 1, 2005		Jan, Jul	2500/2		
Beximco Knitting	14%, 20% Convertible, 80% Redeemable	1994	July 1, 2004	July 1, 1995	Jan, Jul	2056/2		
Eastern Housing	15%, 10% Convertible, 90% Redeemable	1994	January 1, 2000	July 1, 1995	Jan, Jul	1687.5/1		

COMPANY CALENDAR

Company	Declaration Year End	Declaration Div/Bon/Rght	Book Closure From	Book Closure To	AGM/EGM Date & Time	AGM/EGM Venue
Shine Pukur	9712	5%F 5%(98)	13/11/98	10/12/98	10/12/98 3pm	1 Shahbagh C/A
Sandhani Life Ins	9712	5%	26/11/98	10/12/98	10/12/98	Party Place
Stylecraft	9803	20%	06/11/98	11/12/98	11/12/98 6.30pm	Hotel Purbani
Apex Weaving	9806		19/11/98	10/12/98	10/12/98 11.3am	Factory Premises
Quasem Drycell	9806	20%	17/11/98	10/12/98	10/12/98 11.3am	Factory Premises
Monno Jute Stff	9712	20%	17/11/98	01/12/98	1/12/98 3. pm	Hotel Purbani
Monno Jutex	9806	75%	18/11/98	02/12/98	2/12/98 3.pm	Hotel Purbani
Mita Textile	97&9806	5%	20/11/98	07/12/98	7/12/98 11.am	Factory Premises
Monno Ceramics	9806	35%	19/11/98	10/12/98	10/12/98 9.30.am	Gulshan Youth Club
Pharma Aid	9806		19/12/98	27/12/98	27/12/98 2am	37/A Segun Bagicha
AMCL (Pran)	9806	20%	19/11/98	15/12/98	15/12/98 3pm	Hotel Sonargaon
Aftab Auto	9808	16%	24/11/98	17/12/98	17/12/98 10.3 am	Sishu Academy
BD Zipper	9806	11%	25/11/98	17/12/98	17/12/98 2.3 pm	Doel Com. Savar
BCIL	9806	10%	25/11/98	17/12/98	17/12/98 11.3 am	Doel Com. Savar
Purabi G. Ins	9812	5% I	01/12/98	15/12/98		
Chic Tex	9806	5%	25/11/98	17/12/98	17/12/98 11 am	Priyanka Com. Cent.
Islam Jute	9806		26/11/98	10/12/98	10/12/98 10.3am	Reg. Office
Federal Ins.	9712		26/11/98	17/12/98	17/12/98 11 am	Hotel Sonargaon
Apex Food	9806	20%	26/11/98	12/12/98	12/12/98 3pm	Factory Premises
Amam Sea Food	9806		23/11/98	07/12/98	7/12/98 3.30pm	Shoot. Com., Gulshan
Apex Spinning	9803		23/11/98	07/12/98	7/12/98 11.3am	Shoot. Com., Gulshan
EHL	9807	16%	28/11/98	27/12/98	27/12/98 11am	Officers Club
Al-Baraka Bank	9712		22/11/98	01/12/98	1/12/98 3pm	Hotel Sonargaon
Sajib Knit	9806	5%	03/12/98	17/12/98	17/12/98 11am	Factory Premises
Alltex	9806		30/11/98	17/12/98	17/12/98 11.3am	Factory Premises
City Bank	9712		01/12/98	14/12/98	14/12/98 4pm	Hotel Sonargaon
Niloycem	9806		01/12/98	17/12/98	17/12/98 12noon	Factory Premises
Bengal Fine Cera	9806	10%	03/12/98	17/12/98	17/12/98 11am	Factory Premises
Fu-wang Cera	9806	5%	03/12/98	17/12/98	17/12/98 11am	Factory Premises
Karim Pipe	9712		04/12/98	17/12/98	17/12/98 11am	Factory Premises
Northern Jute	9806		03/12/98	10/12/98	10/12/98 3.30pm	Yousuf Memo, Khustia
Rose Heaven	9806	10%	03/12/98	19/12/98	19/12/98 11.30am	Shooting Complex
Wonderland Toys	9806		26/11/98	09/12/98	9/12/98 11am	Factory Premises
Libra Pharma	9806	22%	03/12/98	17/12/98	17/12/98 10am	1/7 Rupnagar, Mirpur
Tallu Spinning	9806		03/12/98	17/12/98	18/12/98 5pm	Reg. Office
Bangas	9806	15%	03/12/98	17/12/98	18/12/98 10am	Reg. Office
Mithun Knitting	9806	12%	03/12/98	17/12/98	18/12/98 10am	Reg. Office
Dhaka Fisheries	9806		02/12/98	17/12/98	17/12/98 11pm	Comp. Project Site

NOTES

F/ML : Face Value / Market Lots	Vol : Volume	P/E (x) : Price/Earning (Times)	Price/NAV(x) : Price/Net Asset Value(Times)	Avg. : Average	Nos : Numbers
TK/Nos : Taka/Number of Shares	EPS : Earning Per Share	DPS : Dividend Per Share	Tkm : Taka in Million	Prev. : Previous	Chg. : Change

Prepared by The Daily Star in collaboration with Securities Consultants Limited