The Daily Star BUSINESS

DHAKA THURSDAY, NOVEMBER 19, 1998

STAR 50 Index — 83.04

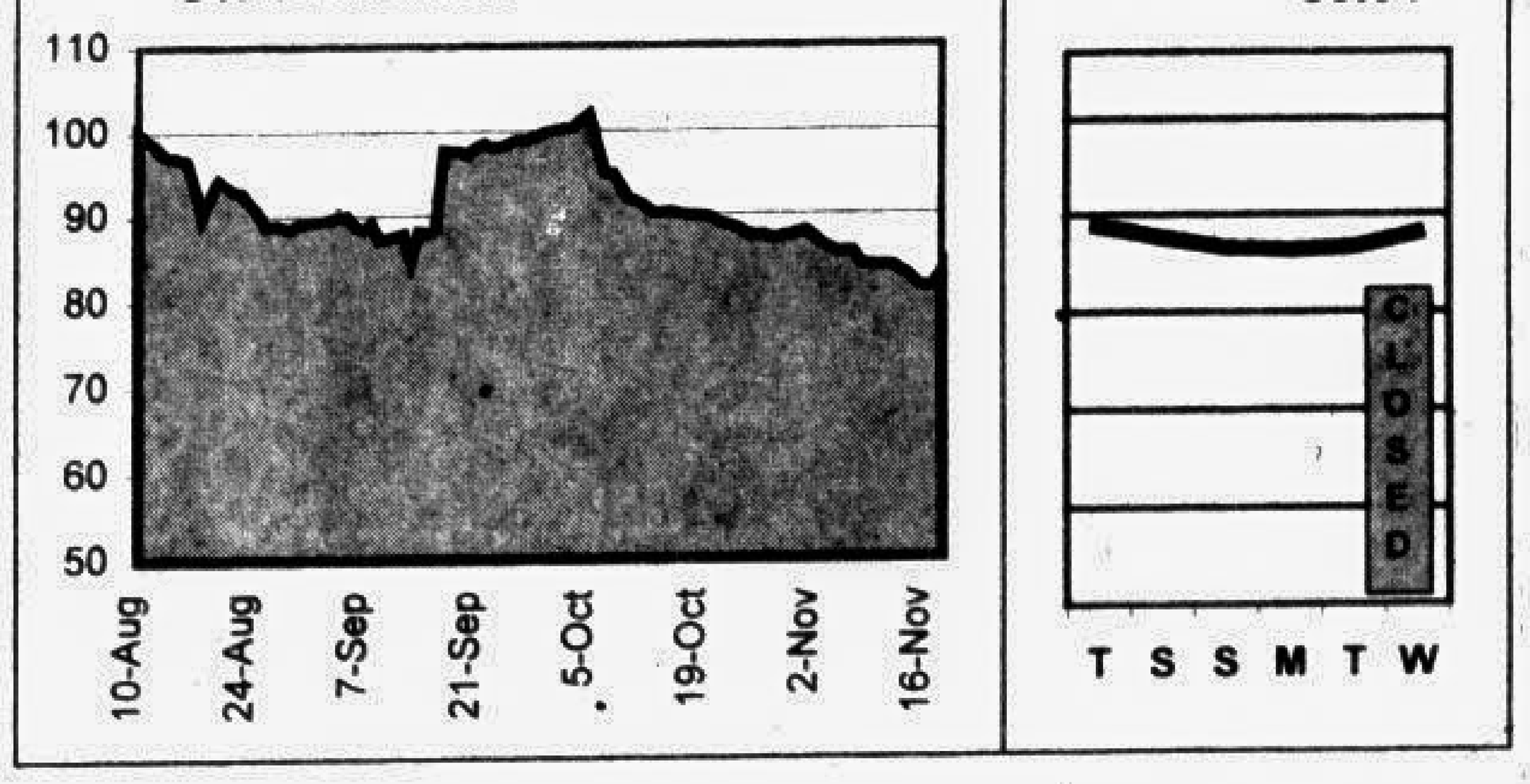

Fifty companies have been chosen for calculation of the **STAR 50 Index** based on their market capitalisation, liquidity, free float and corporate track record. The **Base Period** for the Index is **August 10, 1998**. The calculation has been done according to the widely used International Finance Corporation formula.

DSE All Share Price Index — 573.79

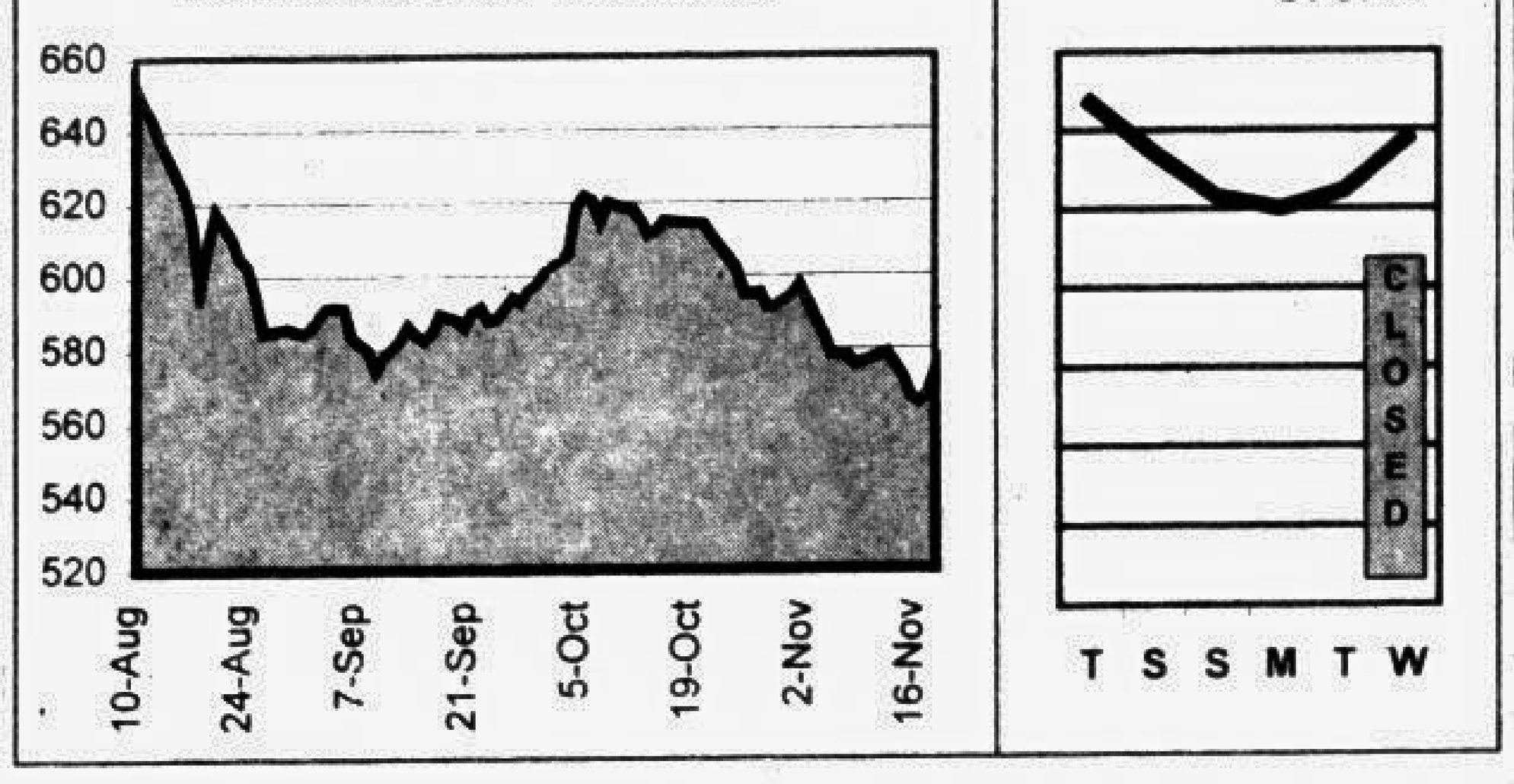

CSE All Share Price Index — 245.37

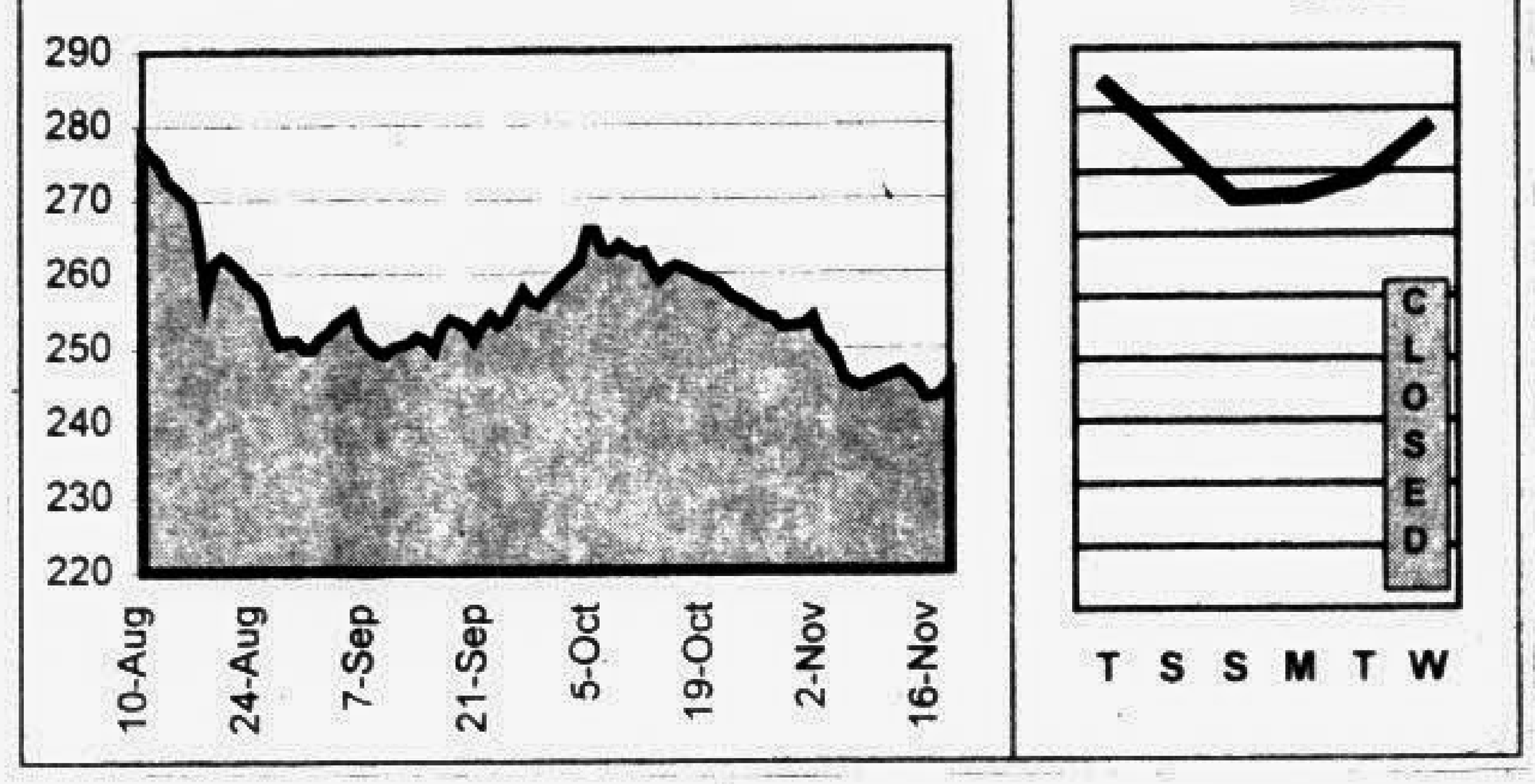

DAY'S MARKET
November 18, 1998

	DSE	CSE
All Share Price Index	573.79	245.37
Change in Index (pts)	6.51	1.57
Change in Index (%)	1.15%	0.64%
Market Capitalisation (cr Tk)	5,214.47	4,349.59
Market Capitalisation (mil US$)	1,086.35	906.16
Turnover Volume ('000)	6,799	4,180
Turnover Value (cr Tk)	36.58	15.58
No. of Issues Traded	138	51
No. of Issues Gained	71	28
No. of Issues Incurred Loss	50	16
No. of Issues Unchanged	17	7
Price Earning Ratio (x)	7.84	7.80
Dividend Yield (%)	6.98	7.26

DAY'S MARKET LEADERS

TURNOVER LEADERS

DSE	Vol `000	Value Tkm	CSE	Vol `000	Value Tkm
1 Gulf Food	450	58.06	1 Sajib Knitwear	921	68.83
2 JH Chemical	422	49.51	2 Quasem Drycell	1,518	37.94
3 Raspit Food	233	38.96	3 ACI	404	14.13
4 Aramit	469	27.91	4 Rose Heaven Ball	362	8.43
5 BEXIMCO	289	20.40	5 Eagle Star Tex	450	6.08
6 Quasem Drycell	684	17.10	6 Ctg. Cement	7	4.29
7 Northern Jute	431	11.82	7 Beximco Pharma	67	3.73
8 Rose Heaven Ball	478	10.98	8 Chic Tex	235	2.56
9 Fu-Wang Ceramic	78	10.48	9 Ashraf Tex	94.60	2.02
10 Beximco Pharma	182	10.15	10 Dynamic Tex	39	1.45

CAPITAL GAINERS

DSE	Vol `000	Change %	CSE	Vol `000	Change %
1 National Oxygen	0.30	15.50	1 BEXIMCO	17.60	8.50
2 Eagle Box	0.10	14.73	2 M Hossain Garme	3.40	7.85
3 Raspit Food	232.95	11.50	3 Raspit Food	0.80	7.67
4 Beximco Infusion	4.37	11.43	4 Niloy Cement	0.95	7.47
5 TBL	0.10	10.81	5 AMCL	0.10	6.77
6 Gulf Food	450.10	10.02	6 Quasem Drycell	1,517.75	5.04
7 BEXIMCO	289.40	8.96	7 Ctg. Cement	7.42	4.00
8 GEM Knitwear	0.10	8.91	8 Beximco Infusion	0.02	3.77
9 Monospool	0.14	8.81	9 Beximco Pharma	67.10	3.73
10 Modern Dyeing	0.07	7.69	10 Aramit	20.95	3.37

CAPITAL LOSERS

DSE	Vol `000	Change %	CSE	Vol `000	Change %
1 Sajib Knitwear	126.05	(10.62)	1 Gachihata Aqua	0.65	(5.29)
2 Tulip Dairy	44.94	(8.81)	2 Dynamic Tex	39.12	(4.52)
3 Bangla Process	0.06	(8.46)	3 Fu-Wang Ceramic	0.65	(3.36)
4 JH Chemical	422.25	(7.68)	4 BOC	0.15	(3.20)
5 Renwick Jaj	0.13	(7.63)	5 Ambee Pharma	0.15	(3.09)
6 Quasem Tex	5.30	(5.94)	6 Alltex Ind	10.50	(3.03)
7 Shampur Sugar	92.80	(5.71)	7 Sajib Knitwear	920.75	(2.61)
8 Karim Pipe	0.10	(5.60)	8 Usmania Glass	0.01	(1.85)
9 Padma Printers	0.20	(5.17)	9 Reckitt & Colman	0.15	(1.71)
10 Fu-Wang Ceramic	77.90	(5.11)	10 Beximco Synthetics	0.20	(1.62)

LEAGUE TABLE

Company Name	FV/ML	Market Performance: Dhaka Stock Exchange: Vol	Day's High	Day's Low	Day's Closing	Prev. Closing	Net Chg	Chittagong Stock Exchange: Vol	Day's Closing	Prev. Closing	Net Chg	AGM: Year End	Date	Financial Performance: EPS	P/E	DPS	Yield	NAV per Share	Price/NAV
	Tk/nos	nos	Tk	Tk	Tk	Tk	Tk	nos	Tk	Tk	Tk	YM	D/M/Y	Tk	x	Tk	%	Tk	x
Banks																			
Al-Arafa	1000/5	-	-	-	-	985.00	-	-	-	1,001.00	-	9803	-	312.89	3.15	-	-	1,318.80	0.75
Al Baraka Bank	1000/1	-	-	-	-	1,050.00	-	-	-	-	-	9612	16/10/97	(1,052.92)	-	-	-	(2,586.00)	-
Arab Bangladesh Bank	100/5	65	87.25	83.00	85.00	87.25	(2.25)	-	-	95.00	-	9712	12/9/98	24.03	3.54	10.00	11.76	177.92	0.48
City Bank	100/5	20	106.25	105.00	105.50	106.25	(0.75)	-	-	220.00	-	9612	14/12/97	97.09	1.09	-	-	4.20	25.12
Eastern Bank	100/20	-	-	-	-	110.00	-	-	-	-	-	9612	20/11/97	37.10	2.96	-	-	(155.30)	-
IDLC	100/20	580	560.00	550.00	552.00	560.25	(8.25)	-	-	570.00	-	9712	2/6/98	59.60	9.26	30.00	5.43	214.74	2.57
IFIC Bank	100/5	100	101.00	98.00	98.25	99.25	(1.00)	-	-	107.00	-	9612	27/7/98	20.29	4.84	-	-	203.96	0.48
Islami Bank	1000/1	3	2,160.00	2,160.00	2,160.00	2,140.00	20.00	-	-	2,025.00	-	9712	20/8/98	322.18	6.70	21.00	0.97	3,925.20	0.55
National Bank	100/20	500	68.00	64.00	66.00	65.50	0.50	-	-	64.25	-	9612	4/12/97	30.08	2.19	-	-	199.98	0.33
Pubali Bank	100/5	-	-	-	-	100.00	-	-	-	96.00	-	9612	30/12/97	(198.44)	-	-	-	61.06	1.64
Rupali Bank	100/10	-	-	-	-	70.00	-	-	-	70.00	-	9612	30/5/98	1.36	51.47	-	-	(134.40)	-
UCBL	100/5	-	-	-	-	89.00	-	-	-	135.25	-	9612	27/8/97	34.66	2.57	-	-	198.58	0.45
United Leasing	100/20	140	995.00	970.00	989.25	990.00	(0.75)	-	-	-	-	9712	27/5/98	91.23	10.84	24.00	2.43	356.91	2.77
Uttara Bank	100/5	-	-	-	-	91.50	-	-	-	-	-	9612	18/11/97	3.49	26.22	-	-	256.57	0.36
Uttara Finance	100/50	5,500	215.00	206.50	208.25	206.50	1.75	-	-	230.00	-	9712	30/6/98	12.83	16.23	10.00	4.80	106.12	1.96
Investment																			
1st BSRS MF	100/50	500	75.00	73.00	74.00	74.25	(0.25)	-	-	78.00	-								
1st ICB MF	100/5	-	-	-	-	1,010.00	-	-	-	1,800.00	-	9806	21/10/98	119.44	8.46	70.00	6.93	359.74	2.81
2nd ICB MF	100/5	-	-	-	-	420.00	-	-	-	425.00	-	9806	21/10/98	10.49	40.04	30.00	7.14	141.57	2.97
3rd ICB MF	100/5	-	-	-	-	330.50	-	-	-	570.00	-	9806	21/10/98	18.69	17.68	35.00	10.59	234.79	1.41
4th ICB MF	100/10	-	-	-	-	282.00	-	-	-	732.00	-	9806	21/10/98	27.81	10.14	32.00	11.35	167.65	1.68
5th ICB MF	100/10	-	-	-	-	195.00	-	-	-	300.00	-	9806	21/10/98	16.93	11.52	22.00	11.28	134.46	1.45
6th ICB MF	100/10	60	149.00	149.00	149.00	145.00	4.00	-	-	145.00	-	9806	21/10/98	9.39	15.87	18.00	12.08	135.10	1.10
7th ICB MF	100/50	-	-	-	-	126.00	-	-	-	130.25	-	9806	21/10/98	6.72	18.75	14.00	11.11	119.42	1.06
8th ICB MF	100/50	250	118.00	117.25	117.50	117.25	0.25	-	-	120.25	-	9806	21/10/98	3.35	35.07	12.00	10.21	116.60	1.01
ICB	100/5	-	-	-	-	210.00	-	-	-	175.00	-	9806	21/10/98	22.06	9.52	7.00	3.33	285.84	0.73
Engineering																			
Aftab Automobile	100/5	-	-	-	-	160.25	-	-	-	166.00	-	9708	28/12/97	7.46	21.48	12.00	7.49	226.22	0.71
Anwar Galvanizing	100/50	600	175.00	175.00	175.00	175.00	-	-	-	170.00	-	9706	30/3/98	21.44	8.16	15.00	8.57	106.44	1.64
Atlas Bangladesh	10/50	1,450	145.00	143.10	143.50	144.00	(0.50)	-	-	-	-	9706	28/12/97	22.39	6.41	15.00	10.45	59.89	2.40
Aziz Pipe	100/5	1,895	555.00	522.00	535.75	527.25	8.50	15	528.00	520.00	8.00	9712	30/7/98	13.53	39.60	15.00	2.80	544.82	0.98
BD Autocars	100/5	2,260	78.00	74.25	75.25	76.50	(1.25)	-	-	80.00	-	9706	30/12/97	11.69	6.44	-	-	130.72	0.58
BD Lamps	100/5	20	710.00	708.00	709.00	700.00	9.00	-	-	707.50	-	9712	9/9/98	34.88	20.33	30.00	4.23	243.81	2.91
BEMCO	100/10	-	-	-	-	94.50	-	-	-	-	-	9612	29/10/97	(20.48)	-	-	-	(93.79)	-
Bengal Steel	10/50	-	-	-	-	1,113.70	-	-	-	-	-	9612	27/9/97	(1.40)	-	-	-	2.34	475.94
Eastern Cables	100/5	1,000	130.00	128.50	129.50	129.00	0.50	20	134.00	135.00	(1.00)	9706	30/3/98	7.68	16.86	-	-	137.77	0.94
Karim Pipe	100/5	100	114.00	105.00	109.50	116.00	(6.50)	-	-	-	-	9612	24/12/97	(25.81)	-	-	-	106.73	1.03
Kay & Que	100/50	950	195.50	193.00	194.25	195.50	(1.25)	-	-	218.00	-	9612	28/9/97	10.99	17.68	12.50	6.44	119.00	1.63
Metalex Corp.	100/5	-	-	-	-	120.00	-	-	-	-	-	9506	24/4/96	(562.54)	-	-	-	(3,101.00)	-
Monno Jute Stafler	100/5	-	-	-	-	285.00	-	-	-	-	-	9612	3/12/97	15.68	18.18	12.50	4.39	226.43	1.26
Monno Jutex	100/5	-	-	-	-	1,550.00	-	-	-	-	-	9706	10/12/97	156.56	9.90	75.00	4.84	628.77	2.47
National Tubes	100/10	-	-	-	-	451.00	-	-	-	-	-	9706	19/3/98	164.35	2.74	15.00	3.33	230.00	1.96
Olympic Industries	100/5	6,090	186.50	182.00	185.50	183.50	2.00	720	187.75	184.00	3.75	9703	22/12/97	19.22	9.65	20.00	10.78	184.61	1.00
Quasem Drycell	10/50	684,000	25.50	24.50	25.00	24.20	0.80	1,517,750	25.00	23.80	1.20	9706	7/9/97	3.01	8.31	1.50	6.00	33.89	0.74
Renwick Jajnes	100/5	125	64.00	59.00	60.50	65.50	(5.00)	-	-	-	-	9706	28/12/97	(17.11)	-	-	-	(5.75)	-
Singer Bangladesh	100/5	105	1,710.00	1,660.00	1,685.50	1,675.25	10.25	-	-	-	-	9801	21/5/98	93.37	18.05	60.00	3.56	164.06	10.27
Thai Aluminum	100/10	-	-	-	-	315.00	-	-	-	380.00	-	9712	24/9/98	34.04	9.25	10.00	3.17	154.18	2.04
Wonderland Toys	100/50	4,100	80.50	77.00	79.25	80.25	(1.00)	50	80.00	80.00	-	9706	24/12/97	(0.97)	-	-	-	99.03	0.80
Food & Allied																			
AB Biscuit	100/5	-	-	-	-	70.00	-	-	-	-	-	9506	30/12/95	(26.78)	-	-	-	238.76	0.29
Alpha Tobacco	10/50	16,750	87.50	80.00	81.10	79.70	1.40	-	-	-	-	9709	25/3/98	5.82	13.93	5.00	6.17	75.89	1.07
Amam Sea Food	100/5	-	-	-	-	381.50	-	-	-	-	-	9706	28/12/97	17.74	21.51	-	-	19.40	19.66
AMCL (Pran)	100/10	858	310.00	304.00	308.25	287.50	20.75	100	307.50	288.00	19.50	9706	15/12/97	22.26	13.85	20.00	6.49	200.27	1.54
Apex Food	100/5	1,400	550.00	530.00	540.00	521.75	18.25	100	525.00	523.25	1.75	9706	28/12/97	47.80	11.30	40.00	7.41	670.02	0.81
Bangas	100/5	220	170.00	158.00	161.75	156.00	5.75	-	-	-	-	9706	29/12/97	10.92	14.81	-	-	145.40	1.11
BD Plantation	100/5	-	-	-	-	745.00	-	-	-	-	-	9706	28/12/97	(128.98)	-	-	-	(345.10)	-
Bengal Biscuit	100/20	1,900	85.00	83.00	83.50	83.25	0.25	400	84.50	83.00	1.50	9706	29/3/98	26.31	3.17	-	-	234.32	0.36
Beximco Fisheries	100/20	5,000	120.00	114.75	116.00	114.25	1.75	200	114.00	111.75	2.25	9612	28/8/97	21.93	5.29	20.00	17.24	134.29	0.86
BLTC	100/5	-	-	-	-	680.00	-	-	-	-	-	9712	29/9/98	77.11	8.82	45.00	6.62	1,487.90	0.46
BATBC	10/50	300	98.00	93.20	96.30	95.10	1.20	-	-	100.50	-	9712	21/5/98	12.16	7.92	8.00	8.31	35.63	2.70
[illegible] Vegetable	100/10	200	101.00	92.50	97.75	102.75	(5.00)	-	-	100.00	-	9706	30/12/97	(0.51)	-	-	-	104.43	0.94
Dhaka Fisheries	100/50	9,700	128.00	117.00	122.25	120.25	2.00	-	-	122.75	-	9512	-	3.27	37.39	-	-	103.83	1.18
Dhaka Vegetable	100/5	730	60.00	53.00	57.25	56.75	0.50	-	-	-	-	9506	10/9/97	(5.33)	-	-	-	108.80	0.53
EL Camelia	100/5	-	-	-	-	1,650.00	-	-	-	-	-	9612	11/10/97	(49.30)	-	-	-	(469.70)	-
Gachihata	100/50	7,500	56.50	55.00	56.50	55.75	(0.25)	650	53.75	56.75	(3.00)	9704	-	10.43	5.32	-	-	121.42	0.46
Gemini Sea Food	100/5	-	-	-	-	150.00	-	-	-	-	-	9709	28/12/97	11.06	13.56	-	-	108.50	1.38
Gulf Foods	100/50	450,100	135.00	109.00	129.00	117.25	11.75	-	-	123.00	-	9704	-	-	-	-	-	100.00	1.29
Hill Plantation	100/5	-	-	-	-	900.00	-	-	-	-	-	9706	28/12/97	(29.32)	-	-	-	(43.43)	-
Meghna Shrimp	100/20	1,060	83.75	82.50	82.75	82.25	0.50	-	-	82.50	-	9612	29/9/98	20.67	4.00	18.00	21.75	102.07	0.81
Meghna Vegetable Oil	100/50	1,950	147.00	138.00	140.50	139.25	1.25	-	-	140.00	-	9706	9/12/97	29.90	4.70	20.00	14.23	145.49	0.97
Modern Industries	100/5	-	-	-	-	71.25	-	-	-	-	-	9712	29/7/98	(15.23)	-	-	-	49.17	1.45
Mona Food	100/50	2,600	74.00	72.25	73.00	74.00	(1.00)	-	-	72.50	-	9706	-	3.79	19.26	-	-	107.54	0.68
NTC	100/5	95	320.00	320.00	320.00	328.00	(8.00)	-	-	325.00	-	9712	29/4/98	151.89	2.11	30.00	9.38	402.42	0.80
Rabeya Flour	10/50	-	-	-	-	-	-	-	-	-	-	9712	21/9/98	1.31	-	10.00	-	7.93	-
Rahima Food Corp.	100/50	250	67.50	66.00	66.50	65.25	1.25	-	-	66.00	-	9706	29/12/97	6.02	11.05	-	-	117.64	0.57
Raspit Food	100/50	232,950	175.00	150.00	167.25	150.00	17.25	800	161.50	150.00	11.50	9612	30/10/97	11.82	14.15	-	-	101.64	1.65
Rupon Oil	10/100	386,500	12.90	12.20	12.40	12.80	(0.40)	-	-	-	-	9706	12/8/98	0.11	112.73	-	-	32.14	0.39
Shyampur Sugar mills	10/100	92,800	13.90	13.10	13.20	14.00	(0.80)	-	-	-	-	9706	31/3/98	(13.31)	-	-	-	(53.00)	-
Tripti Industries	100/5	14,060	112.50	110.00	110.00	111.00	(1.00)	400	110.50	111.00	(0.50)	9608	-	4.74	23.21	10.00	9.09	110.00	1.00
Tulip Dairy	100/5	44,940	206.00	187.50	191.50	210.00	(18.50)	-	-	-	-	9306	30/3/95	(35.14)	-	-	-	53.99	3.55
Yousuf Flour	10/50	-	-	-	-	-	-	-	-	-	-	9706	24/12/97	0.12	-	-	-	4.40	-
Zeal Bangla	10/50	176,300	12.90	12.50	12.60	12.80	(0.20)	-	-	-	-	9706	26/8/98	(7.46)	-	-	-	(36.50)	-
Fuel & Power																			
BOC	10/50	4,750	98.00	93.00	94.30	94.80	(0.50)	150	93.90	97.00	(3.10)	9709	20/1/98	4.84	19.48	3.00	3.18	11.84	7.96
Eastern Lubricant	10/50	-	-	-	-	13.00	-	-	-	-	-	9706	12/3/98	6.29	2.07	3.50	26.92	40.27	0.32
National Oxyg.	100/10	300	60.00	55.00	57.75	50.00	7.75	-	-	90.00	-	9606	30/6/97	(1,110.86)	-	-	-	(337.60)	-
Padma Oil	10/50	2,000	211.00	210.00	210.50	212.70	(2.20)	-	-	211.50	-	9706	24/3/98	14.29	14.73	3.00	1.43	68.52	3.07
Jute																			
Ahad Jute	100/10	-	-	-	-	-	-	-	-	-	-	9706	21/12/97	(5.28)	-	-	-	(372.90)	-
Islam Jute	100/5	-	-	-	-	106.00	-	-	-	-	-	9706	31/12/97	(13.08)	-	-	-	(546.70)	-
Jute Spinners	100/5	-	-	-	-	234.00	-	-	-	-	-	9706	29/3/98	28.56	8.19	15.00	6.41	(58.08)	-
Mutual Jute	100/5	-	-	-	-	-	-	-	-	-	-	9706	30/12/97	24.89	-	15.00	-	184.29	-
Northern Jute	10/200	431,400	31.00	26.80	27.40	28.70	(1.30)	-	-	-	-	9706	27/12/97	1.13	24.25	-	-	10.80	2.54
Saleh Carpet	10/200	792,400	12.00	11.20	11.40	12.00	(0.60)	-	-	-	-	9612	22/12/97	(12.81)	-	-	-	(104.30)	-
Sonali Ansh	100/5	-	-	-	-	230.00	-	-	-	-	-	9706	21/12/97	24.07	9.56	-	-	15.11	15.22
Textile																			
Al-Haj Textile	10/50	-	-	-	-	-	-	-	-	-	-	9706	24/12/97	1.56	-	10.00	-	11.76	-
Alltex Industries	100/50	14,450	56.00	55.00	55.75	55.75	-	10,500	56.00	57.75	(1.75)	9706	24/12/97	18.55	3.01	-	-	110.94	0.50
Anlima Yarn Dyeing	100/50	-	-	-	-	84.75	-	-	-	90.50	-	9706	4/12/97	-	-	-	-	100.00	0.85
Apex Spinning	100/20	-	-	-	-	129.50	-	-	-	115.00	-	9703	22/12/97	20.60	6.29	12.50	9.65	141.10	0.92
Apex Weaving	100/50	-	-	-	-	53.00	-	1,200	54.75	54.75	-	9706	27/11/97	(2.14)	-	-	-	97.86	0.54
Arbee Textile	100/10	-	-	-	-	-	-	-	-	-	-	9712	28/6/98	(59.13)	-	-	-	(78.92)	-
Ashraf Textile	10/50	362,800	21.50	21.20	21.40	21.20	0.20	94,600	21.40	21.50	(0.10)	9706	29/12/97	0.50	42.80	1.50	7.01	30.08	0.71
BD Dyeing	100/20	1,020	155.00	152.00	154.00	154.75	(0.75)	-	-	156.75	-	9612	27/9/97	45.93	3.35	15.00	9.74	158.99	0.97
BD Zipper	100/50	-	-	-	-	92.00	-	100	92.00	90.00	2.00	9706	22/12/97	12.49	7.37	11.00	11.96	104.09	0.88
Beximco Denims	100/50	1,150	240.00	235.00	237.00	232.25	4.75	-	-	229.00	-	9712	05/11/98	43.37	5.46	30.00	12.66	125.04	1.90
Beximco Knitting	100/20	1,200	141.75	138.00	139.50	139.25	0.25	180	135.50	135.00	0.50	9712	15/11/98	29.60	4.71	20.00	14.34	116.51	1.20
Beximco Textile	100/50	2,550	124.50	122.00	122.50	121.50	1.00	-	-	122.00	-	9712	8/11/98	27.11	4.52	5.00	4.08	112.80	1.09
Chic Tex	10/500	-	-	-	-	11.00	-	234,500	10.90	11.00	(0.10)	9706	24/12/97	0.18	61.11	0.60	5.45	11.13	0.99
CMC-Kamal	100/50	-	-	-	-	90.00	-	-	-	63.00	-	9612	-	-	-	-	-	100.00	0.90
Dandy Dyeing	100/50	650	51.25	50.00	50.75	50.50	0.25	-	-	-	-	9612	30/9/97	(21.99)	-	-	-	59.93	0.85
Delta Millers	100/20	2,880	64.50	63.00	63.50	64.00	(0.50)	-	-	65.00	-	9706	30/12/97	8.52	7.45	10.00	15.75	116.17	0.55
Desh Garments	100/10	-	-	-	-	82.00	-	-	-	-	-	9706	11/12/97	20.62	3.98	10.00	12.20	97.37	0.84
Dulamia Cotton	100/10	140	57.00	55.00	55.25	54.75	0.50	-	-	53.00	-	9706	29/12/97	(56.83)	-	-	-	38.42	1.44
Dynamic Textile	100/20	96,880	37.75	35.50	35.75	36.50	(0.75)	39,120	37.00	38.75	(1.75)	9609	7/9/97	(7.18)	-	-	-	104.83	0.34
Eagle Star Textile	10/50	177,850	13.50	13.30	13.40	13.40	-	450,350	13.50	13.60	(0.10)	9706	24/12/97	(0.08)	-	-	-	9.46	1.42
GEM Knitwear	100/50	100	55.00	55.00	55.00	50.50	4.50	-	-	-	-	9612	-	-	-	-	-	100.00	0.55
GMG Industrial Corp.	10/50	-	-	-	-	22.50	-	-	-	32.00	-	9706	29/12/97	(4.22)	-	-	-	(41.00)	-
HR Textile	100/50	300	88.50	88.00	88.25	84.00	4.25	-	-	90.75	-	9709	29/12/97	8.17	10.80	12.50	14.16	130.94	0.67
M. Hossain Garments	100/50	17,600	66.75	64.25	65.75	64.75	1.00	3,400	65.25	60.50	4.75	9606	24/12/97	5.20	12.64	15.00	22.81	116.99	0.56
Mita Textile	100/20	-	-	-	-	59.50	-	-	-	66.00	-	9606	26/12/96	24.61	2.42	15.00	25.21	112.99	0.53
Mithun Knitting	100/20	3,440	80.00	77.25	78.00	75.50	2.50	-	-	-	-	9706	29/12/97	8.88	8.78	-	-	123.85	0.63
Modern Dyeing	100/5	65	70.00	70.00	70.00	65.00	5.00	-	-	-	-	9706	22/12/97	1.55	45.16	-	-	102.51	0.68
Monno Fabrics	100/50	-	-	-	-	89.25	-	1,200	89.50	89.00	0.50	9612	22/12/97	-	-	-	-	135.22	0.66
Padma Textile	100/20	1,220	231.00	228.00	229.25	227.25	2.00	-	-	220.00	-	9712	8/11/98	48.18	4.76	25.00	10.91	229.44	1.00
Prime Textile	100/50	2,350	71.00	69.25	70.50	70.50	-	1,000	70.00	69.00	1.00	9706	28/6/98	10.71	6.58	5.00	7.09	143.73	0.49
Quasem Silk	10/100	156,000	25.60	24.50	24.90	25.00	(0.10)	-	-	-	-	9709	21/6/96	0.14	177.86	-	-	(4.25)	-
Quasem Textile	10/50	5,300	29.60	28.00	28.50	30.30	(1.80)	-	-	-	-	9709	21/6/98	(2.56)	-	-	-	(78.16)	-
Rahim Textile	100/5	-	-	-	-	80.00	-	-	-	-	-	9706	12/2/98	5.87	13.63	5.00	6.25	(14.63)	-
Saiham Textile	100/10	20	107.00	105.00	106.00	100.00	6.00	-	-	-	-	9706	27/11/97	24.78	4.28	12.50	11.79	91.43	1.16
Sajib Knitwear	100/50	126,050	73.00	63.00	65.25	73.00	(7.75)	920,750	74.75	76.75	(2.00)	9706	24/12/97	1.99	32.79	5.00	7.66	102.56	0.64
Sonargaon Textile	100/50	-	-	-	-	78.50	-	-	-	90.00	-	9712	29/9/98	35.66	2.20	8.00	10.19	173.53	0.45
Sreepur Textile	100/50	150	63.00	62.00	62.25	64.00	(1.75)	-	-	68.00	-	9712	24/9/98	(1.86)	-	-	-	99.87	0.62
STM	100/5	-	-	-	-	70.00	-	-	-	-	-	9612	30/9/97	(26.47)	-	-	-	394.11	0.18
Stylecraft	100/5	-	-	-	-	1,035.00	-	-	-	-	-	9703	20/11/97	157.97	6.55	20.00	1.93	624.05	1.66
Tallu Spinning	100/10	-	-	-	-	63.00	-	-	-	-	-	9706	28/12/97	8.36	7.54	-	-	123.53	0.51
Tamijuddin Textile	100/10	-	-	-	-	60.00	-	-	-	90.00	-	9706	24/12/97	(7.74)	-	-	-	81.92	0.73
Pharma & Chemical																			
ACI	10/50	248,800	37.00	34.10	34.80	34.20	0.60	403,750	35.00	34.40	0.60	9712	23/7/98	3.73	9.33	3.00	8.62	39.36	0.88
Ambee Pharma	10/50	15,700	50.00	46.30	47.60	47.40	0.20	150	47.00	48.50	(1.50)	9712	12/9/98	2.40	19.83	2.50	5.25	11.48	4.15
Bangla Process	100/5	60	60.00	59.00	59.50	65.00	(5.50)	-	-	-	-	9706	28/12/97	3.26	18.25	-	-	148.65	0.40
BCIL	100/20	-	-	-	-	124.50	-	-	-	126.00	-	9706	22/12/97	9.13	13.64	8.00	6.43	143.83	0.87
Beximco Infusions	100/10	4,370	305.00	275.00	302.25	271.25	31.00	20	275.00	265.00	10.00	9712	15/11/98	45.80	6.60	25.00	8.27	160.03	1.89
Beximco Pharma	10/50	181,550	57.00	54.00	55.90	53.40	2.50	67,100	55.60	53.60	2.00	9612	30/11/97	8.02	6.97	3.00	5.37	59.12	0.95
Beximco Synthetics	100/20	4,640	174.50	169.00	171.75	167.75	4.00	200	167.25	170.00	(2.75)	9612	9/9/97	29.75	5.77	20.00	11.64	118.42	1.45
Glaxo Bangladesh	10/50	1,000	75.00	70.20	71.20	72.00	(0.80)	-	-	-	-	9612	30/4/98	6.78	10.50	2.75	3.86	42.45	1.68
Imam Button	100/50	150	94.25	91.00	93.00	89.75	3.25	-	-	91.50	-	9706	24/12/97	7.59	12.25	10.00	10.75	100.31	0.93
JH Chemical	100/50	422,250	130.00	112.50	117.25	127.00	(9.75)	-	-	131.50	-	9712	-	-	-	-	-	100.00	1.17
Kohinoor Chemicals	100/5	200	93.00	90.00	91.50	89.25	2.25	-	-	90.00	-	9406	27/2/95	(7.77)	-	-	-	(270.20)	-
Libra Pharma	100/20	40	278.00	278.00	278.00	278.00	-	-	-	330.00	-	9706	24/12/97	28.25	9.84	20.00	7.19	253.05	1.10
National Polymer	100/10	-	-	-	-	165.75	-	-	-	173.00	-	9706	29/9/97	38.82	4.27	20.00	12.07	169.44	0.98
Orion Infusion	100/20	-	-	-	-	40.75	-	-	-	34.43	-	9606	3/2/97	8.09	5.04	17.00	41.72	102.38	0.40
Perfume Chemical	100/50	1,000	75.50	75.00	75.00	75.50	(0.50)	-	-	77.00	-	9806	30/4/98	1.62	46.30	-	-	108.11	0.69
Petro Synthetic	10/50	900	35.00	34.00	34.30	35.00	(0.70)	-	-	-	-	9612	2/10/97	(10.66)	-	-	-	(41.17)	-
Pharma Aids	100/5	-	-	-	-	96.00	-	-	-	-	-	9706	29/12/97	(6.01)	-	-	-	117.61	0.82
Pharmaco	100/5	1,700	67.00	64.50	64.75	65.00	(0.25)	-	-	-	-	9706	30/3/98	3.14	20.62	-	-	58.58	1.11
Rahman Chemicals	100/10	1,950	55.00	52.50	53.75	53.25	0.50	-	-	-	-	9612	13/11/97	(11.71)	-	-	-	(47.06)	-
Reckitt & Colman	10/50	350	93.00	90.00	91.50	90.00	1.50	150	92.10	93.70	(1.60)	9801	19/5/98	4.83	18.94	2.75	3.01	25.63	3.57
Renata	100/5	-	-	-	-	375.00	-	-	-	-	-	9712	17/6/98	39.14	9.58	-	-	140.98	2.66
Square Pharma	100/20	660	732.00	705.00	722.25	701.50	20.75	20	710.00	704.00	6.00	9803	13/8/98	114.27	6.32	45.00	6.23	677.49	1.07
TBL	100/5	100	62.00	58.00	61.50	55.50	6.00	-	-	85.50	-	9712	30/7/98	(313.75)	-	-	-	(1,362.00)	-
The Ibnsina	100/10	460	161.00	156.00	158.00	158.25	(0.25)	-	-	145.00	-	9706	5/3/98	19.15	8.25	15.00	9.49	108.49	1.46
Wata Chemicals	100/20	40	199.00	197.00	198.00	190.00	8.00	-	-	209.00	-	9712	26/8/98	3.85	51.43	10.00	5.05	190.18	1.04
Paper & Printing																			
Azadi Printers	100/10	-	-	-	-	-	-	-	-	551.00	-	9606	24/12/97	(13.48)	-	-	-	(393.60)	-
Eagle Box	10/50	100	88.80	81.00	84.90	74.00	10.90	-	-	-	-	9806	9/11/98	(36.11)	-	-	-	(218.70)	-
MAQ Enterprises	100/50	1,550	58.75	57.25	57.50	58.25	(0.75)	-	-	58.00	-	9612	-	12.24	4.70	-	-	126.94	0.45
MAQ Paper	100/20	40	101.00	101.00	101.00	98.00	3.00	-	-	101.00	-	9712	20/9/98	18.47	5.47	10.00	9.90	123.04	0.82
Monospool Paper	100/5	140	53.00	52.50	52.50	48.25	4.25	-	-	-	-	9806	15/9/98	1.88	27.93	-	-	178.33	0.29
Padma Printers	10/50	200	38.50	35.00	36.70	38.70	(2.00)	-	-	-	-	9612	23/12/96	-	-	-	-	10.00	3.67
Paper Process	100/10	2,100	48.00	44.00	45.50	45.75	(0.25)	-	-	-	-	9512	26/12/97	2.62	17.37	-	-	82.03	0.55
Sonali Paper	10/50	4,500	33.80	33.00	33.10	32.90	0.20	-	-	35.00	-	9606	30/12/96	1.07	30.93	1.50	4.53	10.19	3.25
Services & Real Estate																			
BD Hotel	10/50	-	-	-	-	-	-	-	-	-	-	9712	17/9/98	5.52	-	30.00	-	290.43	-
BD Services	10/50	-	-	-	-	-	-	-	-	-	-	9612	24/12/97	1.78	-	1.00	-	36.52	-
Eastern Housing	100/20	8,440	142.00	140.00	141.00	140.25	0.75	560	140.50	141.00	(0.50)	9707	28/12/97	18.99	7.42	16.00	11.35	122.67	1.15
Samorita Hospital	100/50	100	102.00	102.00	102.00	102.00	-	50	101.00	102.00	(1.00)	9706	19/3/98	3.91	26.09	-	-	109.22	0.93
Shine Pukur Holdings	100/50	66,500	83.00	79.50	81.00	78.75	2.25	14,800	80.50	78.75	1.75	9612	30/11/97	10.21	7.93	10.00	12.35	103.50	0.78
Miscellaneous																			
Apex Footwear	100/20	140	226.00	223.00	225.50	227.00	(1.50)	-	-	220.00	-	9712	14/5/98	21.92	10.29	25.00	11.09	207.24	1.09
Apex Tannery	100/10	1,360	230.00	220.00	222.50	220.75	1.75	170	225.75	224.00	1.75	9706	28/12/97	2.71	82.10	25.00	11.24	413.98	0.54
Aramit	10/50	469,150	67.50	56.50	59.50	61.90	(2.40)	20,950	61.30	59.30	2.00	9712	27/9/98	3.49	17.05	2.30	3.87	26.79	2.22
Aramit Cement	100/50	30,650	143.00	138.00	139.50	139.75	(0.25)	100	141.00	141.00	-	9712	-	-	-	-	-	100.00	1.40
Bata Shoe	10/100	600	107.00	105.50	106.70	106.60	0.10	-	-	-	-	9712	3/6/98	11.92	8.95	9.00	8.43	37.01	2.88
BD Luggage	100/50	300	65.00	64.00	64.25	65.25	(1.00)	-	-	64.00	-	9606	-	-	-	-	-	100.00	0.64
Bengal Fine Ceramic	100/50	1,300	134.00	128.50	130.00	129.00	1.00	50	126.50	126.50	-	9706	24/12/97	9.10	14.29	10.00	7.69	100.48	1.29
BEXIMCO	10/100	289,400	74.50	66.70	70.50	64.70	5.80	17,600	70.20	64.70	5.50	9712	5/11/98	10.45	6.75	2.50	3.55	28.84	2.44
BSC	100/5	-	-	-	-	90.00	-	-	-	102.00	-	9606	19/12/96	(74.44)	-	-	-	(556.00)	-
Chittagong Cement	100/5	16,990	595.00	550.00	588.00	546.75	41.25	7,420	578.00	555.75	22.25	9706	22/1/98	34.95	16.82	30.00	5.10	160.30	3.67
Confidence Cement	100/20	4,000	239.00	228.00	234.75	228.50	6.25	1,180	239.75	235.50	4.25	9706	31/3/98	9.77	24.03	5.00	2.13	218.08	1.08
Excelsior Shoes	100/50	20,750	61.00	59.00	59.50	59.75	(0.25)	2,850	61.00	60.00	1.00	9709	31/3/98	8.02	7.42	-	-	121.58	0.49
Fu-Wang Ceramic	100/50	77,900	137.00	130.00	134.50	141.75	(7.25)	650	136.75	141.50	(4.75)	9710	-	5.24	25.67	-	-	106.87	1.26
GQ Ball Pen	10/50	650	129.50	128.00	128.40	127.10	1.30	-	-	131.00	-	9712	24/8/98	8.97	14.31	3.50	2.73	99.11	1.30
Highspeed Ship	100/5	-	-	-	-	-	-	-	-	-	-	9712	22/9/98	7.50	-	7.00	-	134.07	-
Himadri	10/100	-	-	-	-	-	-	-	-	-	-	9612	29/9/97	1.13	-	-	-	12.86	-
Lexco	100/10	3,320	174.00	165.00	166.25	163.25	3.00	-	-	173.00	-	9712	10/9/98	10.80	15.39	10.00	6.02	550.47	0.30
Mark BD Shilpa & Engg	100/50	5,050	97.00	93.00	95.25	96.25	(1.00)	-	-	96.00	-	9706	29/12/97	13.54	7.03	11.00	11.55	218.88	0.44
Meghna Cement	100/50	8,700	170.50	159.00	169.50	158.75	10.75	1,000	165.00	160.75	4.25	9712	24/9/98	14.29	11.86	10.00	5.90	108.76	1.56
Monno Ceramic	100/5	-	-	-	-	456.25	-	-	-	495.00	-	9706	21/12/97	52.94	8.62	30.00	6.58	233.97	1.95
Niloy Cement	100/50	19,600	130.00	124.00	127.25	126.50	0.75	950	129.50	120.50	9.00	9703	-	-	-	-	-	100.00	1.27
Paragon Leather	100/50	1,600	75.00	73.25	74.00	74.25	(0.25)	100	73.00	73.00	-	9706	27/5/98	9.44	7.84	10.00	13.51	113.73	0.65
Phoenix Leather	100/5	-	-	-	-	300.00	-	-	-	-	-	9606	5/1/97	38.26	7.84	-	-	12.89	23.27
Rose Heaven Ball Pen	10/500	477,500	23.30	22.90	23.00	22.80	0.20	362,000	23.30	23.30	-	9702	-	0.90	25.56	-	-	16.44	1.40
Samata Leather	100/50	200	100.00	100.00	100.00	102.50	(2.50)	-	-	-	-	9712	-	6.05	16.53	-	-	176.72	0.57
Savar Refractories	100/5	1,740	75.00	70.25	72.50	71.25	1.25	-	-	-	-	9706	25/3/98	(9.18)	-	-	-	100.75	0.72
Standard Ceramic	100/50	-	-	-	-	136.25	-	-	-	154.75	-	9706	23/6/98	13.37	10.19	10.00	7.34	231.99	0.59
Texpick Industries	100/10	-	-	-	-	90.00	-	-	-	-	-	9706	24/12/97	1.24	72.58	-	-	128.69	0.70
The Engineers	100/5	-	-	-	-	101.00	-	-	-	-	-	9608	27/12/97	75.82	1.33	10.00	9.90	387.50	0.26
Usmania Glass	100/5	10	262.00	262.00	262.00	262.00	-	10	265.00	270.00	(5.00)	9706	6/3/98	(3.66)	-	15.00	5.73	340.72	0.77
Insurance																			
BGIC	100/10	-	-	-	-	283.50	-	-	-	270.00	-	9712	10/9/98	39.57	7.16	25.00	8.82	234.52	1.21
Central Insurance	100/20	-	-	-	-	165.00	-	-	-	152.00	-	9712	16/9/98	26.00	6.35	20.00	12.12	157.46	1.05
Delta Life Insurance	100/5	50	540.00	506.00	513.00	500.75	12.25	-	-	625.00	-	9612	24/6/97	-	-	26.00	5.07	100.00	5.13
Eastern Insurance	100/20	60	150.00	150.00	150.00	143.50	6.50	-	-	205.31	-	9712	12/8/98	28.93	5.18	20.00	13.33	158.46	0.95
Eastland Insurance	100/20	-	-	-	-	165.00	-	-	-	180.00	-	9712	27/7/98	31.01	5.32	18.00	10.91	213.01	0.77
Federal Insurance	100/50	-	-	-	-	144.50	-	200	145.00	145.00	-	9612	22/8/98	18.45	7.83	18.00	12.46	151.09	0.96
Green Delta Insurance	100/10	-	-	-	-	500.00	-	-	-	500.00	-	9712	25/6/98	58.11	8.60	35.00	7.00	282.66	1.77
Janata Insurance	100/20	100	114.00	114.00	114.00	114.00	-	20	113.00	111.50	1.50	9612	1/12/97	(43.76)	-	-	-	102.20	1.12
Karnaphuli Insurance	100/20	160	148.00	145.00	147.25	148.00	(0.75)	-	-	-	-	9712	24/9/98	21.11	6.98	18.00	12.22	181.20	0.81
National Life Insurance	100/20	-	-	-	-	185.00	-	-	-	332.50	-	9712	4/7/98	-	-	-	-	100.00	1.85
People Insurance	100/20	-	-	-	-	635.00	-	-	-	603.00	-	9712	7/9/98	31.34	20.26	21.00	3.31	243.19	2.61
Phoenix Insurance	100/20	20	229.00	229.00	229.00	229.00	-	-	-	226.00	-	9712	20/5/98	38.56	5.94	30.00	13.10	205.42	1.11
Pragati Insurance	100/10	-	-	-	-	470.00	-	-	-	478.25	-	9712	22/7/98	79.08	5.94	35.00	7.45	438.47	1.07
Purabi Insurance	100/50	-	-	-	-	89.00	-	-	-	-	-	9512	30/9/96	(3.28)	-	-	-	102.05	0.87
Reliance Insurance	100/50	-	-	-	-	280.00	-	-	-	380.00	-	9712	22/6/98	50.43	5.55	30.00	10.71	363.45	0.77
Rupali Insurance	100/20	-	-	-	-	206.50	-	-	-	200.00	-	9712	10/8/98	32.55	6.34	25.00	12.11	254.12	0.81
Sandhani Life Insurance	100/50	50	100.50	100.50	100.00	100.00	-	-	-	100.50	-	9612	20/11/97	-	-	-	-	100.00	1.00
United Insurance	100/10	-	-	-	-	276.50	-	-	-	-	-	9712	17/5/98	27.90	9.91	20.00	7.23	206.28	1.34

DEBENTURE

Name	Nature of Debenutre	Year of Float	Date of Maturity	Date of Conversion	Interest Due	FV/ML Tk/Nos	Day's Closing Price DSE Tk	CSE Tk
Aramit Cement	14%, 20% Convertible, 80% Redeemable	1998	September, 2008	September, 2000	Mar, Sep	2500/2	2,180.00	
BCIL	17%, 20% Convertible, 80% Redeemable	1993	December 31, 1999	February 1, 1995	Jan, Jul	480/1		
BD Luggage	14%, 20% Convertible, 80% Redeemable	1996	September 5, 2003	September 5, 1998	Mar, Sep	2500/2	1,801.00	
BD Zipper	14%, 20% Convertible, 80% Redeemable	1995	August 1, 2002	August 1, 1997	Feb, Aug	1800/2		
BEXIMCO	17%, 100% Redeemable	1989	October 11, 1998		Oct, Apr	162/1		
Beximco Denims	14%, 100% Redeemable	1995	July 10, 2005		Jan, Jul	2500/2	2,280.00	
Beximco Fisheries	14%, 100% Redeemable	1994	May 1, 2004		Jan, Jul	2571.42/1		
Beximco Infusion	17%, 100% Redeemable	1992	October 31, 2000		Oct, Apr	700/2		
Beximco Synthetics	14%, 100% Redeemable	1993	September 1, 2003		Mar, Sep	1963/2		
Beximco Textile	14%, 100% Redeemable	1995	July 1, 2005		Jan, Jul	2500/2	2,300.00	
Beximco Knitting	14%, 20% Convertible, 80% Redeemable	1994	July 1, 2004	July 1, 1995	Jan, Jul	2056/2	1,770.00	
Eastern Housing	15%, 10% Convertible, 90% Redeemable	1994	January 1, 2000	July 1, 1995	Jan, Jul	1687.5/1		

COMPANY CALENDAR

Company	Declaration: Year End	Div/Bon/Rght	Book Closure: From	To	AGM/EGM: Date & Time	Venue	Company	Declaration: Year End	Div/Bon/Rght	Book Closure: From	To	AGM/EGM: Date & Time	Venue
Beximco Synthetics	9712	25%	21/10/98	19/11/98	19/11/98 10.30am	Hotel Sonargaon	BD Zipper	9806	11%	25/11/98	17/12/98	17/12/98 2.3 pm	Doel Com. Savar
Beximco Fisheries	9712	10% F	21/10/98	19/11/98	19/11/98 3.30pm	Hotel Sonargaon	BCIL	9806	10%	25/11/98	17/12/98	17/12/98 11.3 am	Doel Com. Savar
Apex Tannery	9806	25%	29/10/98	26/11/98	26/11/98	Gulshan Youth Club	Pubali Bank	9712		23/11/98	29/11/98	29/11/98 10am	Head Office
Beximco Pharma	9712	30%	13/11/98	10/12/98	10/12/98 10.30am	1 Shahbagh C/A	Singer BD	9812	40% I	17/11/98	25/11/98		
Shine Pukur	9712	5%F 5%(98)	13/11/98	10/12/98	10/12/98 3pm	1 Shahbagh C/A	Purabi G. Ins	9812	5% I	01/12/98	15/12/98		
Sandhani Life Ins	9712	5%	26/11/98	10/12/98	10/12/98	Party Place	Chic Tex	9806	5%	25/11/98	17/12/98	17/12/98 11 am	Priyanka Com. Cent.
Saiham Tex	9806	10%	29/10/98	19/11/98	19/11/98	BCIC Auditoriam	Islam Jute	9806		26/11/98	10/12/98	10/12/98 10.3am	Reg. Office
Stylecraft	9803	20%	06/11/98	11/12/98	11/12/98 6.30pm	Hotel Purbani	Federal Ins.	9712		26/11/98	17/12/98	17/12/98 11 am	Hotel Sonargaon
Apex Weaving	9806		19/11/98	10/12/98	10/12/98 11.3am	Factory Premises	Apex Food	9806	20%	26/11/98	12/12/98	12/12/98 3pm	Factory Premises
Quasem Drycell	9806	20%	17/11/98	10/12/98	10/12/98 11.3am	Factory Premises	Amam Sea Food	9806		23/11/98	07/12/98	7/12/98 3.30pm	Shoot. Com.,Gulshan
Monno Jute Stff	9712	20%	17/11/98	01/12/98	1/12/98 3. pm	Hotel Purbani	Apex Spinning	9803		23/11/98	07/12/98	7/12/98 11.3am	Shoot. Com.,Gulshan
Monno Jutex	9806	75%	18/11/98	02/12/98	2/12/98 3.pm	Hotel Purbani	EHL	9807	16%	28/11/98	27/12/98	27/12/98 11am	Officers Club
Gachihata Aqua.	9804		16/11/98	30/11/98	30/11/98 2.pm	Farm Site	Al-Baraka Bank	9712		22/11/98	01/12/98	1/12/98 3pm	Hotel Sonargaon
Mita Textile	97&9806	5%	20/11/98	07/12/98	7/12/98 11.am	Factory Premises	Sajib Knit	9806	5%	03/12/98	17/12/98	17/12/98 2.3pm	Factory Premises
Monno Ceramics	9806	35%	19/11/98	10/12/98	10/12/98 9.30.am	Gulshan Youth Club	Alltex	9806		30/11/98	17/12/98	17/12/98 11.3am	Factory Premises
Monno Fabrics	9712		19/11/98	10/12/98	10/12/98 3pm	Gulshan Youth Club	City Bank	9712		01/12/98	14/12/98	14/12/98 4pm	Hotel Sonargaon
Pharma Aid	9806		19/12/98	27/12/98	27/12/98 2am	37/A Segun Bagicha	Niloycem	9806		01/12/98	17/12/98	17/12/98 12noon	Factory Premises
AMCL (Pran)	9806	20%	19/11/98	15/12/98	15/12/98 3pm	Hotel Sonargaon	Bengal Fine Cera	9806	10%	03/12/98	17/12/98	17/12/98 11am	Factory Premises
Aftab Auto	9808	16%	24/11/98	17/12/98	17/12/98 10.3 am	Sishu Academy	Fu-wang Cera	9806	5%	03/12/98	17/12/98	17/12/98 11am	Factory Premises

NOTES

FV/ML	: Face Value / Market Lots	Vol	: Volume	P/E (x)	: Price/Earning (Times)	Price/NAV(x)	: Price/Net Asset Value(Times)	Avg.	: Average	Nos	: Numbers
TK/Nos	: Taka/Number of Shares	EPS	: Earning Per Share	DPS	: Dividend Per Share	Tkm	: Taka in Million	Prev.	: Previous	Chg.	: Change

Prepared by The Daily Star in collaboration with Securities Consultants Limited