The Daily Star BUSINESS

DHAKA WEDNESDAY, NOVEMBER 18, 1998

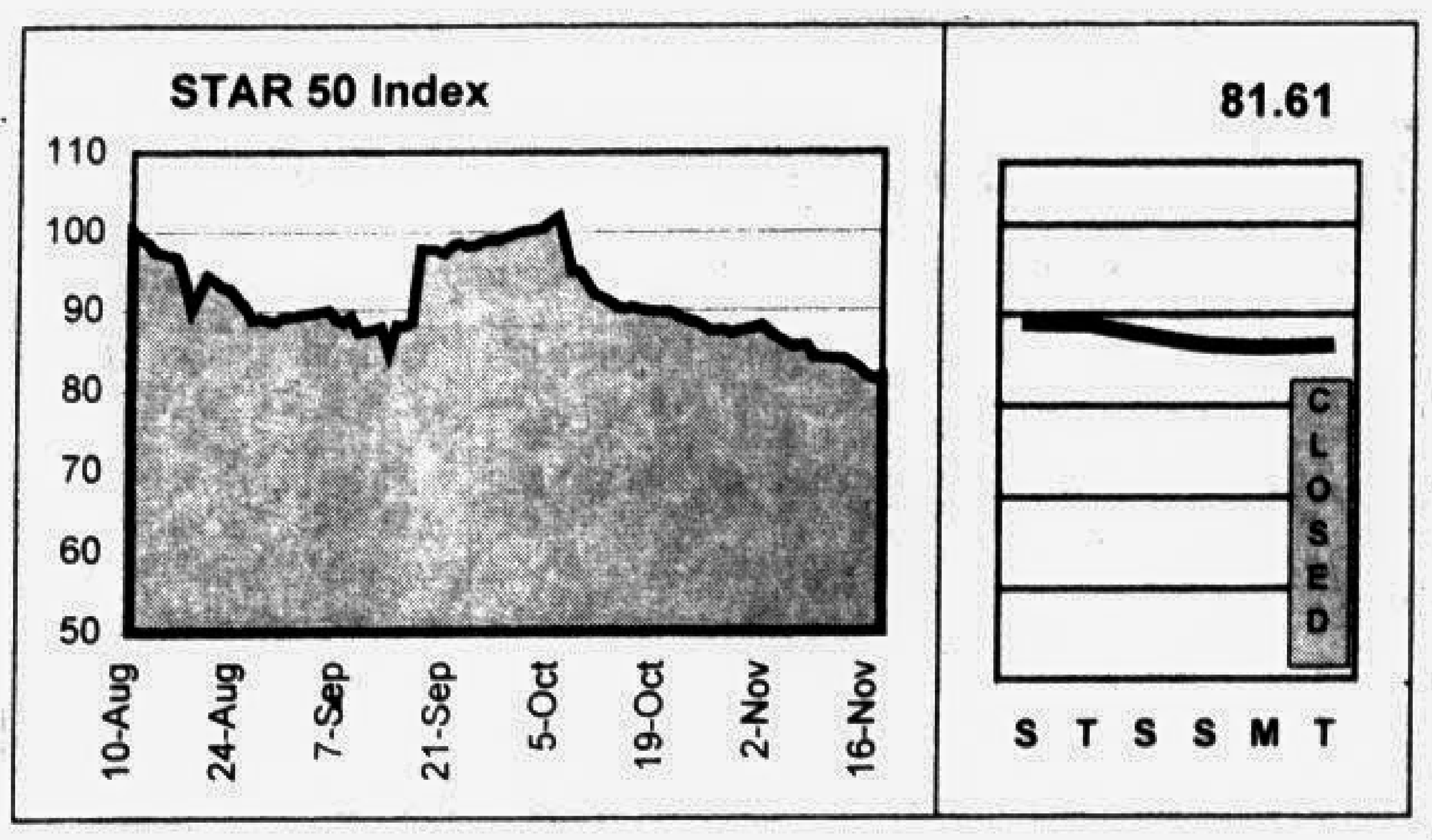

Fifty companies have been chosen for calculation of the **STAR 50 Index** based on their market capitalisation, liquidity, free float and corporate track record. The **Base Period** for the Index is **August 10, 1998**. The calculation has been done according to the widely used International Finance Corporation formula.

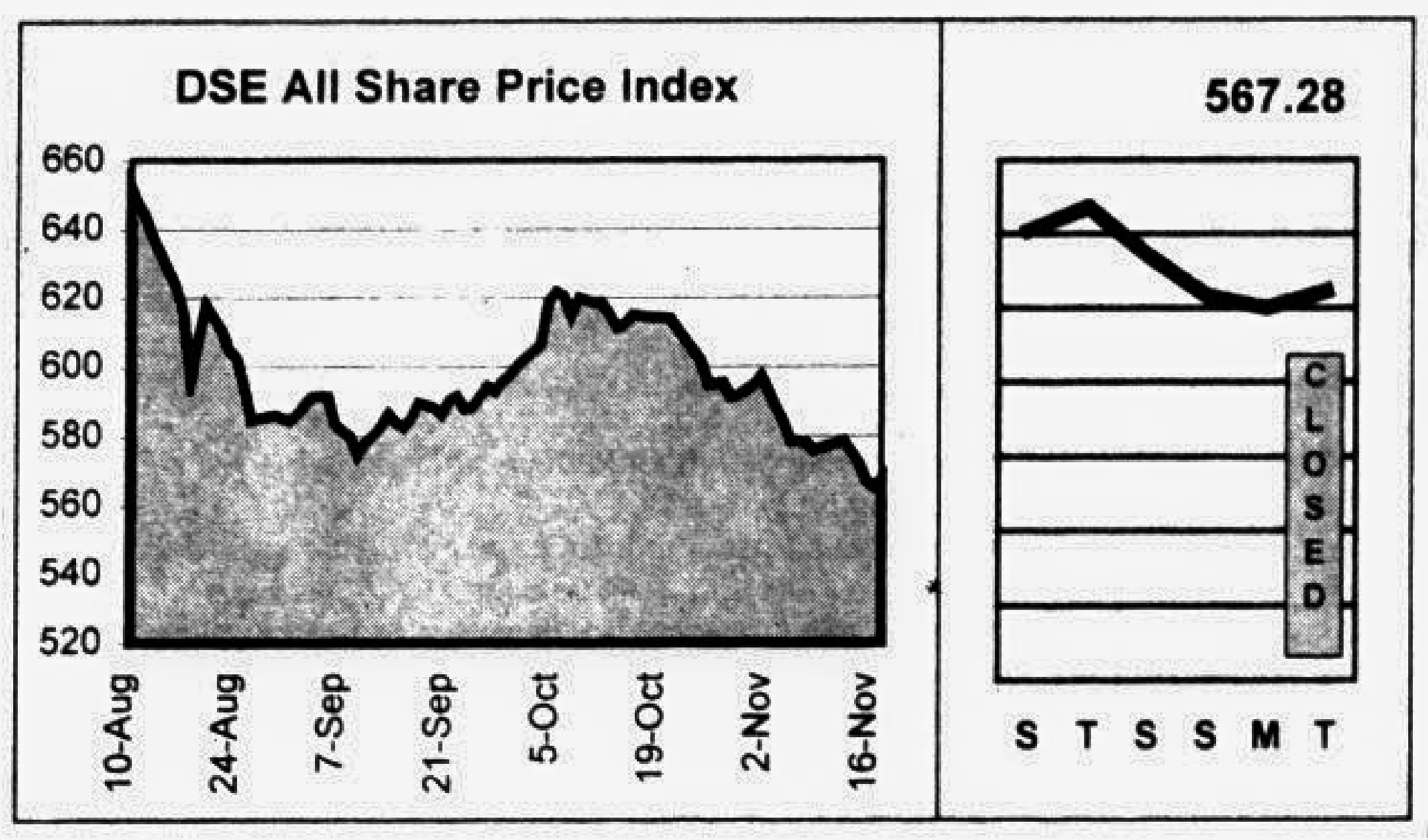

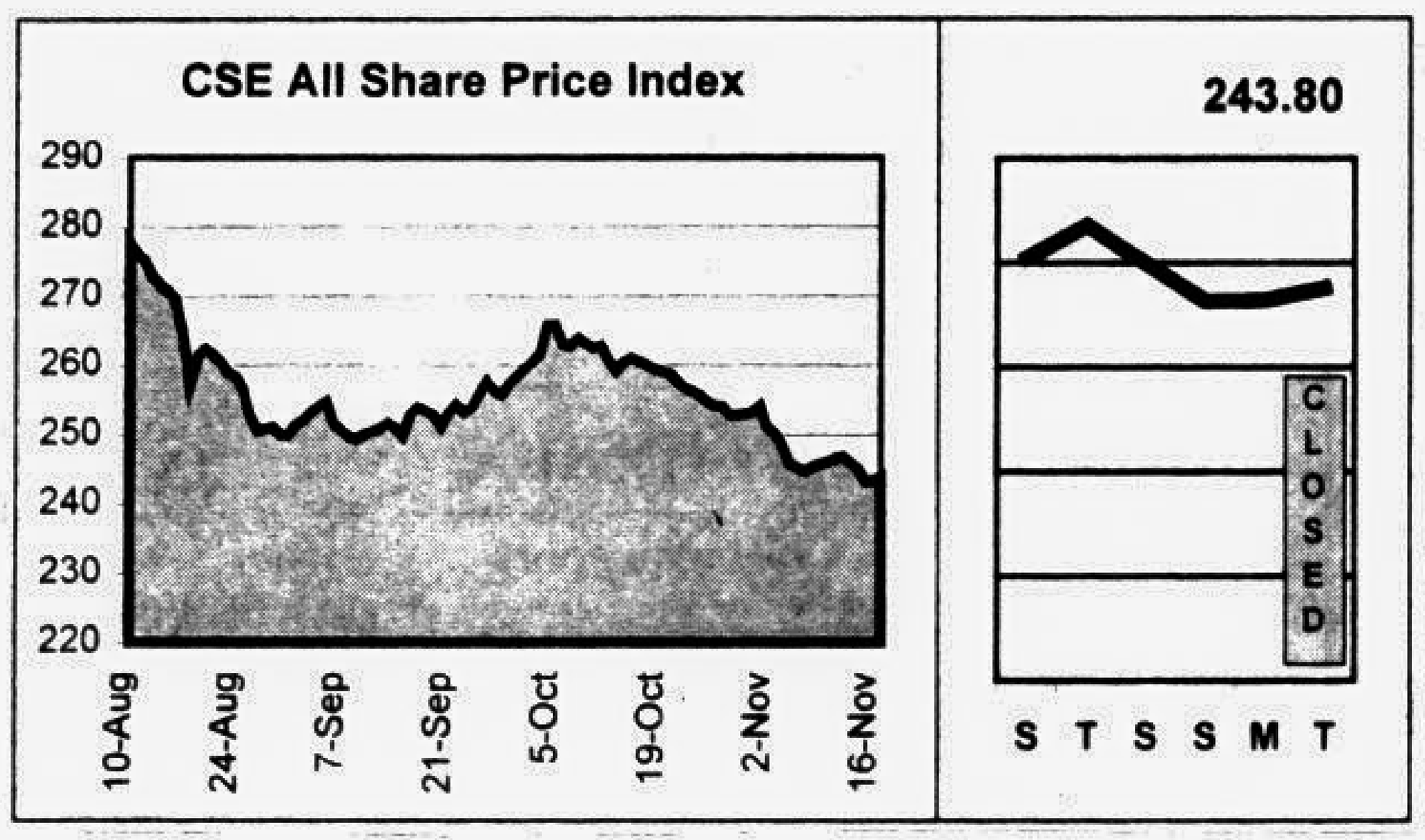

DAY'S MARKET

November 17, 1998

	DSE	CSE
All Share Price Index	567.28	243.80
Change in Index (pts)	2.27	0.58
Change in Index (%)	0.40%	0.24%
Market Capitalisation (cr Tk)	5,155.33	4,322.35
Market Capitalisation (mil US$)	1,074.03	900.49
Turnover Volume ('000)	6,730	5,704
Turnover Value (cr Tk)	35.35	18.13
No. of Issues Traded	143	50
No. of Issues Gained	76	23
No. of Issues Incurred Loss	58	24
No. of Issues Unchanged	9	3
Price Earning Ratio (x)	7.74	7.74
Dividend Yield (%)	7.08	7.33

DAY'S MARKET LEADERS

TURNOVER LEADERS

DSE	Vol `000	Value Tkm	CSE	Vol `000	Value Tkm
1 Aramit Ltd.	1,364	84.45	1 Sajib Knitwear	1,074	82.39
2 Tulip Dairy	195	40.95	2 Quasem Drycell	1,825	43.43
3 JH Chemical	217	27.57	3 Chic Tex	1,115	12.27
4 Sajib Knitwear	324	23.64	4 Rose Heaven	505	11.75
5 Aramit Cement	161	22.51	5 Ashraf Tex	453	9.73
6 Rose Heaven	683	15.57	6 Eagle Star Tex	431	5.86
7 Fu-wang Ceramic	105	14.93	7 Aramit Ltd.	79	4.66
8 Quasem Drycell	481	11.64	8 Dynamic Tex	74	2.88
9 Gulf Food	94	11.06	9 Alltex Ind	41.25	2.38
10 Dynamic Tex	256	9.36	10 ACI	62	2.14

CAPITAL GAINERS

DSE	Vol `000	Change %	CSE	Vol `000	Change %
1 Aramit Ltd.	1,364.25	16.79	1 UCBI	0.06	71.20
2 Kohinoor Chem	1.23	14.06	2 Sajib Knitwear	1,073.55	12.45
3 Renwick Jaj	0.04	12.93	3 Aramit Ltd.	78.50	10.84
4 Padma Printers	0.20	9.01	4 Ambee Pharma	0.05	7.78
5 Dulamia Cotton	1.48	8.96	5 BEXIMCO	1.90	6.77
6 M Hossain Gar	35.90	8.37	6 Apex Food	0.06	5.07
7 Sajib Knitwear	323.80	8.15	7 Delta Millers	0.52	4.84
8 Mithun Corpn	4.30	7.47	8 Aramit Cement	0.10	4.44
9 Pharmaco Int	9.10	7.00	9 Fu-wang Ceramic	0.25	3.66
10 Gemini Sea Food	0.01	6.38	10 Quasem Drycell	1,824.90	3.48

CAPITAL LOSERS

DSE	Vol `000	Change %	CSE	Vol `000	Change %
1 Northern Jute	283.60	(15.34)	1 6th ICB	0.01	(9.38)
2 Karim Pipe	0.20	(10.77)	2 Apex Spinning	0.04	(8.73)
3 Gulf Food	94.30	(10.67)	3 Aftab Auto	0.11	(6.21)
4 Bangla Process	0.03	(9.09)	4 Gachihata Aqua	1.70	(5.42)
5 Tulip Dairy	195.02	(8.60)	5 IDLC	0.04	(5.00)
6 Sandhani Life Ins	0.15	(5.66)	6 Apex Weaving	1.70	(4.37)
7 National Oxygen	0.05	(5.21)	7 Alltex Ind	41.25	(4.15)
8 National Life Ins	0.05	(5.13)	8 Niloy Cement	0.20	(3.41)
9 Samorita Hospital	0.05	(4.45)	9 Reckit & Colman	0.75	(2.40)
10 TBL	0.14	(4.31)	10 Beximco Infusion	0.02	(2.21)

LEAGUE TABLE

Company Name	FV/ML	Market Performance										AGM		Financial Performance					
		Dhaka Stock Exchange						Chittagong Stock Exchange											
		Vol	Day's High	Day's Low	Day's Closing	Prev. Closing	Net Chg	Vol	Day's Closing	Prev. Closing	Net Chg	Year End	Date	EPS	P/E	DPS	Yield	NAV per Share	Price/NAV
	Tk/nos	nos	Tk	Tk	Tk	Tk	Tk	nos	Tk	Tk	Tk	YM	D/M/Y	Tk	x	Tk	%	Tk	x
Banks																			
Al-Arafa	1000/5	10	985.00	985.00	985.00	981.00	4.00	-	-	1,001.00	-	9803	-	312.89	3.15	-	-	1,318.80	0.75
Al Baraka Bank	1000/1	-	-	-	-	1,050.00	-	-	-	-	-	9612	16/10/97	(1,052.92)	-	-	-	(2,586.00)	-
Arab Bangladesh Bank	100/5	-	-	-	-	87.25	-	-	-	95.00	-	9712	12/9/98	24.03	3.63	10.00	11.46	177.92	0.49
City Bank	100/5	35	106.50	106.00	106.25	106.25	-	-	-	220.00	-	9612	14/12/97	97.09	1.09	-	-	4.20	25.30
Eastern Bank	100/20	-	-	-	-	110.00	-	-	-	-	-	9612	20/11/97	37.10	2.96	-	-	(155.30)	-
IDLC	100/20	340	576.00	500.00	560.25	580.75	(20.50)	40	570.00	600.00	(30.00)	9712	2/6/98	59.60	9.40	30.00	5.35	214.74	2.61
IFIC Bank	100/5	210	101.00	98.00	99.25	100.00	(0.75)	-	-	107.00	-	9612	27/7/98	20.29	4.89	-	-	203.96	0.49
Islami Bank	1000/1	1	2,140.00	2,140.00	2,140.00	2,140.00	-	-	-	2,025.00	-	9712	20/8/98	322.18	6.64	21.00	0.98	3,925.20	0.55
National Bank	100/20	540	68.00	61.00	65.50	66.00	(0.50)	-	-	64.25	-	9612	4/12/97	30.08	2.18	-	-	199.98	0.33
Pubali Bank	100/5	-	-	-	-	100.00	-	-	-	96.00	-	9612	30/12/97	(198.44)	-	-	-	61.06	1.64
Rupali Bank	100/10	-	-	-	-	70.00	-	-	-	70.00	-	9612	30/5/98	1.36	51.47	-	-	(134.40)	-
UCBL	100/5	110	89.00	89.00	89.00	85.00	4.00	60	135.25	79.00	56.25	9612	27/8/97	34.66	2.57	-	-	198.58	0.45
United Leasing	100/20	80	995.00	980.00	990.00	990.00	-	-	-	-	-	9712	27/5/98	91.23	10.85	24.00	2.42	356.91	2.77
Uttara Bank	100/5	-	-	-	-	91.50	-	-	-	-	-	9612	18/11/97	3.49	26.22	-	-	256.57	0.36
Uttara Finance	100/50	2,050	214.00	205.00	206.50	205.00	1.50	-	-	230.00	-	9712	30/6/98	12.83	16.10	10.00	4.84	106.12	1.95
Investment																			
1st BSRS MF	100/50	350	75.00	74.00	74.25	74.00	0.25	-	-	78.00	-								
1st ICB MF	100/5	10	1,010.00	1,010.00	1,010.00	1,010.00	-	-	-	1,800.00	-	9806	21/10/98	119.44	8.46	70.00	6.93	359.74	2.81
2nd ICB MF	100/5	-	-	-	-	420.00	-	-	-	425.00	-	9806	21/10/98	10.49	40.04	30.00	7.14	141.57	2.97
3rd ICB MF	100/5	-	-	-	-	330.50	-	-	-	570.00	-	9806	21/10/98	18.69	17.68	35.00	10.59	234.79	1.41
4th ICB MF	100/10	-	-	-	-	282.00	-	-	-	732.00	-	9806	21/10/98	27.81	10.14	32.00	11.35	167.65	1.68
5th ICB MF	100/10	-	-	-	-	195.00	-	-	-	300.00	-	9806	21/10/98	16.93	11.52	22.00	11.28	134.46	1.45
6th ICB MF	100/10	100	145.00	145.00	145.00	145.25	(0.25)	10	145.00	160.00	(15.00)	9806	21/10/98	9.39	15.44	18.00	12.41	135.10	1.07
7th ICB MF	100/50	-	-	-	-	126.00	-	-	-	130.25	-	9806	21/10/98	6.72	18.75	14.00	11.11	119.42	1.06
8th ICB MF	100/50	250	118.00	117.00	117.25	115.00	2.25	-	-	120.25	-	9806	21/10/98	3.35	35.00	12.00	10.23	116.60	1.01
ICB	100/5	-	-	-	-	210.00	-	-	-	175.00	-	9806	21/10/98	22.06	9.52	7.00	3.33	285.84	0.73
Engineering																			
Aftab Automobile	100/5	-	-	-	-	160.25	-	105	166.00	177.00	(11.00)	9708	28/12/97	7.46	21.48	12.00	7.49	226.22	0.71
Anwar Galvanizing	100/50	600	175.50	175.00	175.00	175.00	-	-	-	170.00	-	9706	30/3/98	21.44	8.16	15.00	8.57	106.44	1.64
Atlas Bangladesh	10/50	750	148.00	140.00	144.00	148.40	(4.40)	-	-	-	-	9706	28/12/97	22.39	6.43	15.00	10.42	59.89	2.40
Aziz Pipe	100/5	1,010	540.00	522.00	527.25	528.25	(1.00)	-	-	520.00	-	9712	30/7/98	13.53	38.97	15.00	2.84	544.82	0.97
BD Autocars	100/5	3,225	79.00	76.00	76.50	76.25	0.25	-	-	80.00	-	9706	30/12/97	11.69	6.54	-	-	130.72	0.59
BD Lamps	100/5	475	705.50	699.00	700.00	697.00	3.00	20	707.50	707.25	0.25	9712	9/9/98	34.88	20.07	30.00	4.29	243.81	2.87
BEMCO	100/10	-	-	-	-	94.50	-	-	-	-	-	9612	29/10/97	(20.48)	-	-	-	(93.79)	-
Bengal Steel	10/50	-	-	-	-	1,113.70	-	-	-	-	-	9612	27/9/97	(1.40)	-	-	-	2.34	475.94
Eastern Cables	100/5	1,530	131.00	128.50	129.00	131.25	(2.25)	-	-	135.00	-	9706	30/3/98	7.68	16.80	-	-	137.77	0.94
Karim Pipe	100/5	200	117.00	115.00	116.00	130.00	(14.00)	-	-	-	-	9612	24/12/97	(25.81)	-	-	-	106.73	1.09
Kay & Que	100/50	350	199.00	194.25	195.50	197.75	(2.25)	-	-	218.00	-	9612	28/9/97	10.99	17.79	12.50	6.39	119.00	1.64
Metalex Corp.	100/5	-	-	-	-	120.00	-	-	-	-	-	9506	24/4/96	(562.54)	-	-	-	(3,101.00)	-
Monno Jute Staffler	100/5	-	-	-	-	285.00	-	-	-	-	-	9612	3/12/97	15.68	18.18	12.50	4.39	226.43	1.26
Monno Jutex	100/5	-	-	-	-	1,550.00	-	-	-	-	-	9706	10/12/97	156.56	9.90	75.00	4.84	628.77	2.47
National Tubes	100/10	100	451.25	451.00	451.00	460.00	(9.00)	-	-	-	-	9706	19/3/98	164.35	2.74	15.00	3.33	230.00	1.96
Olympic Industries	100/5	2,415	187.00	182.00	183.50	182.50	1.00	315	184.00	184.75	(0.75)	9703	22/12/97	19.22	9.55	20.00	10.90	184.61	0.99
Quasem Drycell	10/50	481,100	24.90	23.40	24.20	23.20	1.00	1,824,900	23.80	23.00	0.80	9706	7/9/97	3.01	8.04	1.50	6.20	33.89	0.71
Renwick Jajnes	100/5	40	69.00	63.00	65.50	58.00	7.50	-	-	-	-	9706	28/12/97	(17.11)	-	-	-	(5.75)	-
Singer Bangladesh	100/5	335	1,695.00	1,600.00	1,675.25	1,672.50	2.75	-	-	-	-	9801	21/5/98	93.37	17.94	60.00	3.58	164.06	10.21
Thai Aluminum	100/10	40	325.00	305.00	315.00	316.00	(1.00)	-	-	380.00	-	9712	24/9/98	34.04	9.25	10.00	3.17	154.18	2.04
Wonderland Toys	100/50	5,800	81.25	79.75	80.25	80.00	0.25	-	-	80.00	-	9706	24/12/97	(2.97)	-	-	-	99.03	0.81
Food & Allied																			
AB Biscuit	100/5	-	-	-	-	70.00	-	-	-	-	-	9506	30/12/95	(26.78)	-	-	-	238.76	0.29
Alpha Tobacco	10/50	10,450	83.00	75.00	79.70	76.10	3.60	-	-	-	-	9709	25/3/98	5.82	13.69	5.00	6.27	75.89	1.05
Amam Sea Food	100/5	-	-	-	-	381.50	-	-	-	-	-	9706	28/12/97	17.74	21.51	-	-	19.40	19.66
AMCL (Pran)	100/10	340	290.50	283.50	287.50	294.75	(7.25)	30	288.00	287.75	0.25	9706	15/12/97	22.26	12.92	20.00	6.96	200.27	1.44
Apex Food	100/5	1,495	560.00	510.00	521.75	499.75	22.00	60	523.25	498.00	25.25	9706	28/12/97	47.80	10.92	40.00	7.67	670.02	0.78
Bangas	100/5	190	160.00	150.00	156.00	154.50	1.50	-	-	-	-	9706	29/12/97	10.92	14.29	-	-	145.40	1.07
BD Plantation	100/5	-	-	-	-	745.00	-	-	-	-	-	9706	28/12/97	(128.98)	-	-	-	(345.10)	-
Bengal Biscuit	100/20	540	84.00	83.00	83.25	82.50	0.75	440	83.00	83.50	(0.50)	9706	29/3/98	26.31	3.16	-	-	234.32	0.36
Beximco Fisheries	100/20	7,620	119.50	111.50	114.25	112.75	1.50	260	111.75	113.00	(1.25)	9612	28/8/97	21.93	5.21	20.00	17.51	134.29	0.85
BLTC	100/5	-	-	-	-	680.00	-	-	-	-	-	9712	29/9/98	77.11	8.82	45.00	6.62	1,487.90	0.46
BATBC	10/50	350	95.20	95.00	95.10	94.20	0.90	-	-	100.50	-	9712	21/5/98	12.16	7.82	8.00	8.41	35.63	2.67
Chittagong Vegetable	100/10	370	105.00	100.00	102.75	101.50	1.25	20	100.00	99.75	0.25	9706	30/12/97	(0.51)	-	-	-	104.43	0.98
Dhaka Fisheries	100/50	5,750	130.00	119.00	120.25	125.25	(5.00)	-	-	122.75	-	9512	-	3.27	36.77	-	-	103.83	1.16
Dhaka Vegetable	100/5	230	57.00	56.00	56.75	56.25	0.50	-	-	-	-	9506	10/9/97	(5.33)	-	-	-	108.80	0.52
EL Camelia	100/5	-	-	-	-	1,650.00	-	-	-	-	-	9612	11/10/97	(49.30)	-	-	-	(469.70)	-
Gachihata	100/50	25,450	59.00	55.25	55.75	57.50	(1.75)	1,700	56.75	60.00	(3.25)	9704	-	10.43	5.35	-	-	121.42	0.46
Gemini Sea Food	100/5	10	150.00	150.00	150.00	141.00	9.00	-	-	-	-	9709	28/12/97	11.06	13.56	-	-	108.50	1.38
Gulf Foods	100/50	94,300	131.25	112.00	117.25	131.25	(14.00)	-	-	123.00	-	9704	-	-	-	-	-	100.00	1.17
Hill Plantation	100/5	-	-	-	-	900.00	-	-	-	-	-	9706	28/12/97	(29.32)	-	-	-	(43.43)	-
Meghna Shrimp	100/20	1,280	83.00	81.00	82.25	81.50	0.75	-	-	82.50	-	9612	29/9/98	20.67	3.98	18.00	21.88	102.07	0.81
Meghna Vegetable Oil	100/50	1,500	141.50	137.50	139.25	136.50	2.75	-	-	140.00	-	9706	9/12/97	29.90	4.66	20.00	14.36	145.49	0.96
Modern Industries	100/5	-	-	-	-	71.25	-	-	-	-	-	9712	29/7/98	(15.23)	-	-	-	49.17	1.45
Mona Food	100/50	6,900	75.50	74.00	74.00	74.00	-	-	-	72.50	-	9706	-	3.79	19.53	-	-	107.54	0.69
NTC	100/5	-	-	-	-	328.00	-	-	-	325.00	-	9712	29/4/98	151.89	2.16	30.00	9.15	402.42	0.82
Rabeya Flour	10/50	-	-	-	-	-	-	-	-	-	-	9712	21/9/98	1.31	-	10.00	-	7.93	-
Rahima Food Corp.	100/50	1,200	66.00	65.00	65.25	65.25	-	-	-	66.00	-	9706	29/12/97	6.02	10.84	-	-	117.64	0.55
Raspit Food	100/50	11,600	152.50	147.00	150.00	150.25	(0.25)	-	-	150.00	-	9612	30/10/97	11.82	12.69	-	-	101.64	1.48
Rupon Oil	10/100	382,100	13.20	12.80	12.80	12.90	(0.10)	-	-	-	-	9706	12/8/98	0.11	116.36	-	-	32.14	0.40
Shyampur Sugar mills	10/100	112,200	15.00	13.90	14.00	14.50	(0.50)	-	-	-	-	9706	31/3/98	(13.31)	-	-	-	(53.00)	-
Tripti Industries	100/5	17,870	112.00	110.75	111.00	110.00	1.00	100	111.00	112.50	(1.50)	9608	-	4.74	23.42	10.00	9.01	110.00	1.01
Tulip Dairy	100/5	195,020	225.00	201.00	210.00	229.75	(19.75)	-	-	-	-	9306	30/3/95	(35.14)	-	-	-	53.99	3.89
Yousuf Flour	10/50	-	-	-	-	-	-	-	-	-	-	9706	24/12/97	0.12	-	-	-	4.40	-
Zeal Bangla	10/50	178,500	13.20	12.70	12.80	13.10	(0.30)	-	-	-	-	9706	26/8/98	(7.46)	-	-	-	(36.50)	-
Fuel & Power																			
BOC	10/50	1,400	95.50	93.00	94.80	94.70	0.10	100	97.00	96.00	1.00	9709	20/1/98	4.84	19.59	3.00	3.16	11.84	8.01
Eastern Lubricant	10/50	-	-	-	-	13.00	-	-	-	-	-	9706	12/3/98	6.29	2.07	3.50	26.92	40.27	0.32
National Oxyg.	100/10	50	50.00	50.00	50.00	52.75	(2.75)	-	-	90.00	-	9606	30/6/97	(1,110.86)	-	-	-	(337.60)	-
Padma Oil	10/50	1,200	213.00	212.00	212.70	211.30	1.40	-	-	211.50	-	9706	24/3/98	14.29	14.88	3.00	1.41	68.52	3.10
Jute																			
Ahad Jute	100/10	-	-	-	-	-	-	-	-	-	-	9706	21/12/97	(5.28)	-	-	-	(372.90)	-
Islam Jute	100/5	-	-	-	-	106.00	-	-	-	-	-	9706	31/12/97	(13.08)	-	-	-	(546.70)	-
Jute Spinners	100/5	-	-	-	-	234.00	-	-	-	-	-	9706	29/3/98	28.56	8.19	15.00	6.41	(58.08)	-
Mutual Jute	100/5	-	-	-	-	-	-	-	-	-	-	9706	30/12/97	24.89	-	15.00	-	184.29	-
Northern Jute	10/200	283,600	35.00	28.30	28.70	33.90	(5.20)	-	-	-	-	9706	27/12/97	1.13	25.40	-	-	10.80	2.66
Saleh Carpet	10/200	266,600	12.40	11.90	12.00	12.10	(0.10)	-	-	-	-	9612	22/12/97	(12.81)	-	-	-	(104.30)	-
Sonali Aansh	100/5	-	-	-	-	230.00	-	-	-	-	-	9706	21/12/97	24.07	9.56	-	-	15.11	15.22
Textile																			
Al-Haj Textile	10/50	-	-	-	-	-	-	-	-	-	-	9706	24/12/97	1.56	-	10.00	-	11.76	-
Alltex Industries	100/50	22,750	59.00	55.50	55.75	56.75	(1.00)	41,250	57.75	60.25	(2.50)	9706	24/12/97	18.55	3.01	-	-	110.94	0.50
Anima Yarn Dyeing	100/50	250	86.00	83.00	84.75	85.75	(1.00)	-	-	90.50	-	9706	4/12/97	-	-	-	-	100.00	0.85
Apex Spinning	100/20	-	-	-	-	129.50	-	40	115.00	126.00	(11.00)	9703	22/12/97	20.60	6.29	12.50	9.65	141.10	0.92
Apex Weaving	100/50	-	-	-	-	53.00	-	1,700	54.75	57.25	(2.50)	9706	27/11/97	(2.14)	-	-	-	97.86	0.54
Arbee Textile	100/10	-	-	-	-	-	-	-	-	-	-	9712	28/6/98	(59.13)	-	-	-	(78.92)	-
Ashraf Textile	10/50	304,300	21.70	21.10	21.20	21.30	(0.10)	452,600	21.50	21.30	0.20	9706	28/12/97	0.50	42.40	1.50	7.08	30.08	0.70
BD Dyeing	100/20	100	156.00	154.00	154.75	153.25	1.50	60	156.75	157.25	(0.50)	9612	27/9/97	45.93	3.37	15.00	9.69	158.99	0.97
BD Zipper	100/50	500	92.00	92.00	92.00	91.75	0.25	-	-	90.00	-	9706	22/12/97	12.49	7.37	11.00	11.96	104.09	0.88
Beximco Denims	100/50	1,500	236.00	230.00	232.25	234.75	(2.50)	-	-	229.00	-	9712	05/11/98	43.37	5.36	30.00	12.92	125.04	1.86
Beximco Knitting	100/20	680	142.00	138.00	139.25	138.00	1.25	60	135.00	132.00	3.00	9712	15/11/98	29.60	4.70	20.00	14.36	116.51	1.20
Beximco Textile	100/50	2,100	122.75	120.50	121.50	120.75	0.75	-	-	122.00	-	9712	8/11/98	27.11	4.48	5.00	4.12	112.80	1.08
Chic Tex	10/500	264,500	11.10	10.90	11.00	11.00	-	1,115,000	11.00	11.00	-	9706	24/12/97	0.18	61.11	0.60	5.45	11.13	0.99
CMC-Kamal	100/50	-	-	-	-	90.00	-	-	-	63.00	-	9612	-	-	-	-	-	100.00	0.90
Dandy Dyeing	100/50	4,800	52.50	50.00	50.50	51.50	(1.00)	-	-	-	-	9612	30/9/97	(21.99)	-	-	-	59.93	0.84
Delta Millers	100/20	18,940	65.75	61.50	64.00	60.50	3.50	520	65.00	62.00	3.00	9706	30/12/97	8.52	7.51	10.00	15.63	116.17	0.55
Desh Garments	100/10	-	-	-	-	82.00	-	-	-	-	-	9706	11/12/97	20.62	3.98	10.00	12.20	97.37	0.84
Dulamia Cotton	100/10	1,480	55.50	52.00	54.75	50.25	4.50	-	-	53.00	-	9706	29/12/97	(55.83)	-	-	-	38.42	1.43
Dynamic Textile	100/20	256,320	40.00	36.25	36.50	36.25	0.25	74,200	38.75	39.00	(0.25)	9609	7/9/97	(7.18)	-	-	-	104.83	0.35
Eagle Star Textile	10/50	148,250	13.70	13.40	13.40	13.70	(0.30)	430,750	13.60	13.70	(0.10)	9706	24/12/97	(0.08)	-	-	-	9.46	1.42
GEM Knitwear	100/50	-	-	-	-	50.50	-	-	-	-	-	9612	-	-	-	-	-	100.00	0.51
GMG Industrial Corp.	10/50	-	-	-	-	22.50	-	-	-	32.00	-	9706	29/12/97	(4.22)	-	-	-	(41.00)	-
HR Textile	100/50	250	85.00	83.00	84.00	85.50	(1.50)	-	-	90.75	-	9709	29/12/97	8.17	10.28	12.50	14.88	130.94	0.64
M. Hossain Garments	100/50	35,900	68.50	61.00	64.75	59.75	5.00	-	-	60.50	-	9606	24/12/97	5.20	12.45	15.00	23.17	116.99	0.55
Mita Textile	100/20	-	-	-	-	59.50	-	-	-	66.00	-	9606	26/12/96	24.61	2.42	15.00	25.21	112.99	0.53
Mithun Knitting	100/20	4,300	81.00	72.00	75.50	70.25	5.25	-	-	-	-	9706	29/12/97	8.88	8.50	-	-	123.85	0.61
Modern Dyeing	100/5	-	-	-	-	65.00	-	-	-	-	-	9706	22/12/97	1.55	41.94	-	-	102.51	0.63
Monno Fabrics	100/50	-	-	-	-	89.25	-	200	89.00	90.00	(1.00)	9612	22/12/97	-	-	-	-	135.22	0.66
Padma Textile	100/20	400	229.00	226.50	227.25	228.25	(1.00)	-	-	220.00	-	9712	8/11/98	48.18	4.72	25.00	11.00	229.44	0.99
Prime Textile	100/50	2,400	72.00	69.25	70.50	70.00	0.50	50	69.00	68.75	0.25	9706	28/6/98	10.71	6.58	5.00	7.09	143.73	0.49
Quasem Silk	10/100	235,800	27.00	25.00	25.00	25.60	(0.60)	-	-	-	-	9709	21/6/96	0.14	178.57	-	-	(4.25)	-
Quasem Textile	10/50	4,600	32.00	29.20	30.30	30.30	-	-	-	-	-	9709	21/6/98	(2.56)	-	-	-	(78.16)	-
Rahim Textile	100/5	-	-	-	-	80.00	-	-	-	-	-	9706	12/2/98	5.87	13.63	5.00	6.25	(14.63)	-
Saiham Textile	100/10	-	-	-	-	100.00	-	-	-	-	-	9706	27/11/97	24.78	4.04	12.50	12.50	91.43	1.09
Sajib Knitwear	100/50	323,800	79.00	68.50	73.00	67.50	5.50	1,073,550	76.75	68.25	8.50	9706	24/12/97	1.99	36.68	5.00	6.85	102.56	0.71
Sonargaon Textile	100/50	-	-	-	-	78.50	-	-	-	90.00	-	9712	29/9/98	35.66	2.20	8.00	10.19	173.53	0.45
Sreepur Textile	100/50	100	65.00	63.00	64.00	62.25	1.75	-	-	68.00	-	9712	24/9/98	(1.86)	-	-	-	99.87	0.64
STM	100/5	-	-	-	-	70.00	-	-	-	-	-	9612	30/9/97	(26.47)	-	-	-	394.11	0.18
Stylecraft	100/5	-	-	-	-	1,035.00	-	-	-	-	-	9703	20/11/97	157.97	6.55	20.00	1.93	624.05	1.66
Tallu Spinning	100/10	-	-	-	-	63.00	-	-	-	-	-	9706	29/12/97	8.36	7.54	-	-	123.53	0.51
Tamijuddin Textile	100/10	-	-	-	-	60.00	-	-	-	90.00	-	9706	24/12/97	(7.74)	-	-	-	81.92	0.73
Pharma & Chemical																			
ACI	10/50	35,150	34.30	33.90	34.20	33.80	0.40	62,250	34.40	34.10	0.30	9712	23/7/98	3.73	9.17	3.00	8.77	39.36	0.87
Ambee Pharma	10/50	98,900	50.00	46.00	47.40	45.00	2.40	50	48.50	45.00	3.50	9712	12/9/98	2.40	19.75	2.50	5.27	11.48	4.13
Bangla Process	100/5	30	65.00	65.00	65.00	71.50	(6.50)	-	-	-	-	9706	28/12/97	3.26	19.94	-	-	148.65	0.44
BCIL	100/20	410	125.00	124.25	124.50	124.50	-	-	-	126.00	-	9706	22/12/97	9.13	13.64	8.00	6.43	143.83	0.87
Beximco Infusions	100/10	170	273.00	269.00	271.25	271.00	0.25	20	265.00	271.00	(6.00)	9712	15/11/98	45.80	5.92	25.00	9.22	160.03	1.69
Beximco Pharma	10/50	46,350	54.00	52.70	53.40	52.80	0.60	16,400	53.60	53.40	0.20	9612	30/11/97	8.02	6.66	3.00	5.62	59.12	0.90
Beximco Synthetics	100/20	3,720	171.00	167.00	167.75	168.75	(1.00)	-	-	170.00	-	9612	9/9/97	29.75	5.64	20.00	11.92	118.42	1.42
Glaxo Bangladesh	10/50	500	74.00	71.00	72.00	69.10	2.90	-	-	-	-	9612	30/4/98	6.78	10.62	2.75	3.82	42.45	1.70
Imam Button	100/50	200	90.00	89.50	89.75	91.75	(2.00)	-	-	91.50	-	9706	24/12/97	7.59	11.82	10.00	11.14	100.31	0.89
JH Chemical	100/50	217,050	130.00	123.50	127.00	123.25	3.75	-	-	131.50	-	9712	-	-	-	-	-	100.00	1.27
Kohinoor Chemicals	100/5	1,225	93.00	80.00	89.25	78.25	11.00	-	-	90.00	-	9406	27/2/95	(7.77)	-	-	-	(270.20)	-
Libra Pharma	100/20	40	278.00	278.00	278.00	275.00	3.00	-	-	330.00	-	9706	24/12/97	28.25	9.84	20.00	7.19	253.05	1.10
National Polymer	100/10	50	167.00	165.25	165.75	166.25	(0.50)	-	-	173.00	-	9706	29/9/97	38.82	4.27	20.00	12.07	169.44	0.98
Orion Infusion	100/20	-	-	-	-	40.75	-	-	-	34.43	-	9606	3/2/97	8.09	5.04	17.00	41.72	102.38	0.40
Perfume Chemical	100/50	4,700	80.00	75.00	75.50	76.50	(1.00)	-	-	77.00	-	9806	30/4/98	1.62	46.60	-	-	108.11	0.70
Petro Synthetic	10/50	4,800	36.50	34.00	35.00	35.40	(0.40)	-	-	-	-	9612	2/10/97	(10.66)	-	-	-	(41.17)	-
Pharma Aids	100/5	-	-	-	-	96.00	-	-	-	-	-	9706	29/12/97	(6.01)	-	-	-	117.61	0.82
Pharmaco	100/5	9,100	66.25	61.00	65.00	60.75	4.25	-	-	-	-	9706	30/3/98	3.14	20.70	-	-	58.58	1.11
Rahman Chemicals	100/10	12,140	56.50	53.00	53.25	54.25	(1.00)	-	-	-	-	9612	13/11/97	(11.71)	-	-	-	(47.06)	-
Reckitt & Colman	10/50	300	90.10	90.00	90.00	90.70	(0.70)	750	93.70	96.00	(2.30)	9801	19/5/98	4.83	18.63	2.75	3.06	25.63	3.51
Renata	100/5	-	-	-	-	375.00	-	-	-	-	-	9712	17/6/98	39.14	9.58	-	-	140.98	2.66
Square Pharma	100/20	300	705.00	700.00	701.50	703.25	(1.75)	180	704.00	715.00	(11.00)	9803	13/8/98	114.27	6.14	45.00	6.41	677.49	1.04
TBL	100/5	140	60.00	55.00	55.50	58.00	(2.50)	-	-	85.50	-	9712	30/7/98	(313.75)	-	-	-	(1,362.00)	-
The Ibnsina	100/10	360	160.00	157.00	158.25	160.75	(2.50)	-	-	145.00	-	9706	5/3/98	19.15	8.26	15.00	9.48	108.49	1.46
Wala Chemicals	100/20	20	190.00	190.00	190.00	191.50	(1.50)	-	-	209.00	-	9712	26/8/98	3.85	49.35	[illegible]	5.26	190.18	1.00
Paper & Printing																			
Azadi Printers	100/10	-	-	-	-	-	-	-	-	551.00	-	9606	24/12/97	(13.48)	-	-	-	(393.60)	-
Eagle Box	10/50	-	-	-	-	74.00	-	-	-	-	-	9806	9/11/98	(36.11)	-	-	-	(218.70)	-
MAQ Enterprises	100/50	5,850	61.00	58.00	58.25	57.50	0.75	-	-	58.00	-	9612	-	12.24	4.76	-	-	126.94	0.46
MAQ Paper	100/20	-	-	-	-	98.00	-	-	-	101.00	-	9712	20/9/98	18.47	5.31	10.00	10.20	123.04	0.80
Monospool Paper	100/5	200	48.50	48.00	48.25	49.00	(0.75)	-	-	-	-	9806	15/9/98	1.88	25.66	-	-	178.33	0.27
Padma Printers	10/50	200	39.50	38.00	38.70	35.50	3.20	-	-	-	-	9612	23/12/96	-	-	-	-	10.00	3.87
Paper Process	100/10	1,700	48.00	44.75	45.75	44.75	1.00	-	-	-	-	9512	26/12/97	2.62	17.46	-	-	82.03	0.56
Sonali Paper	10/50	5,500	34.00	32.80	32.90	33.20	(0.30)	-	-	35.00	-	9606	30/12/96	1.07	30.75	1.50	4.56	10.19	3.23
Services & Real Estate																			
BD Hotel	10/50	-	-	-	-	-	-	-	-	-	-	9712	17/9/98	5.52	-	30.00	-	290.43	-
BD Services	10/50	-	-	-	-	-	-	-	-	-	-	9612	24/12/97	1.78	-	1.00	-	36.52	-
Eastern Housing	100/20	12,420	141.00	140.00	140.25	140.50	(0.25)	4,500	141.00	141.25	(0.25)	9707	28/12/97	18.99	7.39	16.00	11.41	122.67	1.14
Samorita Hospital	100/50	50	102.00	102.00	102.00	106.75	(4.75)	-	-	102.00	-	9706	19/3/98	3.91	26.09	-	-	109.22	0.93
Shine Pukur Holdings	100/50	10,700	80.00	78.50	78.75	78.50	0.25	3,400	78.75	79.00	(0.25)	9612	30/11/97	10.21	7.71	10.00	12.70	103.50	0.76
Miscellaneous																			
Apex Footwear	100/20	100	227.00	227.00	227.00	226.00	1.00	20	220.00	220.00	-	9712	14/5/98	21.92	10.36	25.00	11.01	207.24	1.10
Apex Tannery	100/10	820	222.00	220.00	220.75	220.50	0.25	20	224.00	222.25	1.75	9706	28/12/97	2.71	81.46	25.00	11.33	413.98	0.53
Aramit	10/50	1,364,250	62.00	53.20	61.90	53.00	8.90	78,500	59.30	53.50	5.80	9712	27/9/98	3.49	17.74	2.30	3.72	26.79	2.31
Aramit Cement	100/50	161,050	147.00	138.50	139.75	138.00	1.75	100	141.00	135.00	6.00	9712	-	-	-	-	-	100.00	1.40
Bata Shoe	10/100	1,800	108.00	105.20	106.60	105.10	1.50	-	-	-	-	9712	3/6/98	11.92	8.94	9.00	8.44	37.01	2.88
BD Luggage	100/50	200	65.75	65.00	65.25	64.50	0.75	-	-	64.00	-	9606	-	-	-	-	-	100.00	0.65
Bengal Fine Ceramic	100/50	200	130.00	128.00	129.00	127.75	1.25	-	-	126.50	-	9706	24/12/97	9.10	14.18	10.00	7.75	100.48	1.28
BEXIMCO	10/100	116,200	67.10	61.50	64.70	60.90	3.80	1,900	64.70	60.60	4.10	9712	5/11/98	10.45	6.19	2.50	3.86	28.84	2.24
BSC	100/5	-	-	-	-	90.00	-	-	-	102.00	-	9606	19/12/96	(74.44)	-	-	-	(556.00)	-
Chittagong Cement	100/5	1,985	550.00	541.00	546.75	546.50	0.25	985	555.75	555.75	-	9706	22/1/98	34.95	15.64	30.00	5.49	160.30	3.41
Confidence Cement	100/20	3,200	235.00	228.00	228.50	232.25	(3.75)	660	235.50	237.25	(1.75)	9706	31/3/98	9.77	23.39	5.00	2.19	218.08	1.05
Excelsior Shoes	100/50	24,100	61.50	59.75	59.75	60.00	(0.25)	50	60.00	61.25	(1.25)	9709	31/3/98	8.02	7.45	-	-	121.58	0.49
Fu-Wang Ceramic	100/50	105,300	147.00	140.00	141.75	138.00	3.75	250	141.50	136.50	5.00	9710	-	5.24	27.05	-	-	106.87	1.33
GQ Ball Pen	10/50	1,350	130.00	125.00	127.10	126.00	1.10	-	-	131.00	-	9712	24/8/98	8.97	14.17	3.50	2.75	99.11	1.28
Highspeed Ship	100/5	-	-	-	-	-	-	-	-	-	-	9712	22/9/98	7.50	-	7.00	-	134.07	-
Himadri	10/100	-	-	-	-	-	-	-	-	-	-	9612	29/9/97	1.13	-	-	-	12.86	-
Lexco	100/10	10,860	175.00	156.50	163.25	161.00	2.25	-	-	173.00	-	9712	10/9/98	10.80	15.12	10.00	6.13	550.47	0.30
Mark BD Shilpa & Engg.	100/50	950	100.00	95.00	96.25	95.25	1.00	-	-	96.00	-	9706	29/12/97	13.54	7.11	11.00	11.43	218.88	0.44
Meghna Cement	100/50	900	162.00	157.00	158.75	158.50	0.25	350	160.75	160.00	0.75	9712	24/9/98	14.29	11.11	10.00	6.30	108.76	1.46
Monno Ceramic	100/5	-	-	-	-	456.25	-	-	-	495.00	-	9706	21/12/97	52.94	8.62	30.00	6.58	233.97	1.95
Niloy Cement	100/50	6,800	127.50	122.00	126.50	123.25	3.25	200	120.50	124.75	(4.25)	9703	-	-	-	-	-	100.00	1.27
Paragon Leather	100/50	13,400	76.00	73.00	74.25	73.25	1.00	300	73.00	72.25	0.75	9706	27/5/98	9.44	7.87	10.00	13.47	113.73	0.65
Phoenix Leather	100/5	-	-	-	-	300.00	-	-	-	-	-	9606	5/1/97	38.26	7.84	-	-	12.89	23.27
Rose Heaven Ball Pen	10/500	683,000	23.40	22.80	22.80	22.90	(0.10)	504,500	23.30	23.20	0.10	9702	-	0.90	25.33	-	-	16.44	1.39
Samata Leather	100/50	200	102.50	102.50	102.50	102.00	0.50	-	-	-	-	9712	-	6.05	16.94	-	-	176.72	0.58
Savar Refractories	100/5	14,380	75.75	70.75	71.25	69.50	1.75	-	-	-	-	9706	25/3/98	(9.18)	-	-	-	100.75	0.71
Standard Ceramic	100/50	-	-	-	-	136.25	-	-	-	154.75	-	9706	23/6/98	13.37	10.19	10.00	7.34	231.99	0.59
Texpick Industries	100/10	-	-	-	-	90.00	-	-	-	-	-	9706	24/12/97	1.24	72.58	-	-	128.69	0.70
The Engineers	100/5	-	-	-	-	101.00	-	-	-	-	-	9608	27/12/97	75.82	1.33	10.00	9.90	387.50	0.26
Usmania Glass	100/5	100	266.00	260.00	262.00	260.75	1.25	-	-	270.00	-	9706	6/3/98	(3.66)	-	15.00	5.73	340.72	0.77
Insurance																			
BGIC	100/10	-	-	-	-	283.50	-	-	-	270.00	-	9712	10/9/98	39.57	7.16	25.00	8.82	234.52	1.21
Central Insurance	100/20	120	166.00	165.00	165.00	165.25	(0.25)	-	-	152.00	-	9712	16/9/98	26.00	6.35	20.00	12.12	157.46	1.05
Delta Life Insurance	100/5	110	504.00	500.00	500.75	500.00	0.75	-	-	625.00	-	9612	24/6/97	-	-	26.00	5.19	100.00	5.01
Eastern Insurance	100/20	-	-	-	-	143.50	-	-	-	205.31	-	9712	12/8/98	28.93	4.96	20.00	13.94	158.46	0.91
Eastland Insurance	100/20	-	-	-	-	165.00	-	-	-	180.00	-	9712	27/7/98	31.01	5.32	18.00	10.91	213.01	0.77
Federal Insurance	100/50	-	-	-	-	144.50	-	-	-	145.00	-	9612	22/6/98	18.45	7.83	18.00	12.46	151.09	0.96
Green Delta Insurance	100/10	-	-	-	-	500.00	-	-	-	500.00	-	9712	25/6/98	58.11	8.60	35.00	7.00	282.66	1.77
Janata Insurance	100/20	100	114.00	114.00	114.00	112.00	2.00	40	111.50	112.00	(0.50)	9612	1/12/97	(43.76)	-	-	-	102.20	1.12
Karnaphuli Insurance	100/20	-	-	-	-	148.00	-	-	-	-	-	9712	24/9/98	21.11	7.01	18.00	12.16	181.20	0.82
National Life Insurance	100/20	50	185.00	185.00	185.00	195.00	(10.00)	-	-	332.50	-	9712	4/7/98	-	-	-	-	100.00	1.85
People Insurance	100/20	-	-	-	-	635.00	-	-	-	603.00	-	9712	7/9/98	31.34	20.26	21.00	3.31	243.19	2.61
Phoenix Insurance	100/20	160	229.00	229.00	229.00	226.25	2.75	-	-	226.00	-	9712	20/5/98	38.56	5.94	30.00	13.10	205.42	1.11
Pragati Insurance	100/10	-	-	-	-	470.00	-	-	-	478.25	-	9712	22/7/98	79.08	5.94	35.00	7.45	438.47	1.07
Purabi Insurance	100/50	50	89.00	89.00	89.00	89.00	-	-	-	-	-	9512	30/9/96	(3.28)	-	-	-	102.05	0.87
Reliance Insurance	100/50	-	-	-	-	280.00	-	-	-	380.00	-	9712	22/6/98	50.43	5.55	30.00	10.71	363.45	0.77
Rupali Insurance	100/20	60	207.00	206.00	206.50	208.00	(1.50)	-	-	200.00	-	9712	10/8/98	32.55	6.34	25.00	12.11	254.12	0.81
Sandhani Life Insurance	100/50	150	100.00	100.00	100.00	106.00	(6.00)	-	-	100.50	-	9612	20/11/97	-	-	-	-	100.00	1.00
United Insurance	100/10	-	-	-	-	276.50	-	-	-	-	-	9712	17/5/98	27.90	9.91	20.00	7.23	206.28	1.34

DEBENTURE

Name	Nature of Debenutre	Year of Float	Date of Maturity	Date of Conversion	Interest Due	FV/ML Tk/Nos	Day's Closing Price DSE Tk	Day's Closing Price CSE Tk
Aramit Cement	14%, 20% Convertible, 80% Redeemable	1998	September, 2008	September, 2000	Mar, Sep	2500/2	2,180.00	
BCIL	17%, 20% Convertible, 80% Redeemable	1993	December 31, 1999	February 1, 1995	Jan, Jul	480/1		
BD Luggage	14%, 20% Convertible, 80% Redeemable	1996	September 5, 2003	September 5, 1998	Mar, Sep	2500/2	1,802.50	
BD Zipper	14%, 20% Convertible, 80% Redeemable	1995	August 1, 2002	August 1, 1997	Feb, Aug	1800/2		
BEXIMCO	17%, 100% Redeemable	1989	October 11, 1998		Oct, Apr	162/1		
Beximco Denims	14%, 100% Redeemable	1995	July 10, 2005		Jan, Jul	2500/2	2,300.50	
Beximco Fisheries	14%, 100% Redeemable	1994	May 1, 2004		Jan, Jul	2571.42/1		
Beximco Infusion	17%, 100% Redeemable	1992	October 31, 2000		Oct, Apr	700/2		
Beximco Synthetics	14%, 100% Redeemable	1993	September 1, 2003		Mar, Sep	1963/2		
Beximco Textile	14%, 100% Redeemable	1995	July 1, 2005		Jan, Jul	2500/2	2,310.00	
Beximco Knitting	14%, 20% Convertible, 80% Redeemable	1994	July 1, 2004	July 1, 1995	Jan, Jul	2056/2		
Eastern Housing	15%, 10% Convertible, 90% Redeemable	1994	January 1, 2000	July 1, 1995	Jan, Jul	1687.5/1		

COMPANY CALENDAR

Company	Declaration Year End	Declaration Divi/Bon/Rght	Book Closure From	Book Closure To	AGM/EGM Date & Time	AGM/EGM Venue	Company	Declaration Year End	Declaration Divi/Bon/Rght	Book Closure From	Book Closure To	AGM/EGM Date & Time	AGM/EGM Venue
Beximco Synthetics	9712	25%	21/10/98	19/11/98	19/11/98 10.30am	Hotel Sonargaon	BD Zipper	9806	11%	25/11/98	17/12/98	17/12/98 2.3 pm	Doel Com. Savar
Beximco Fisheries	9712	10% F	21/10/98	19/11/98	19/11/98 3.30pm	Hotel Sonargaon	BCIL	9806	10%	25/11/98	17/12/98	17/12/98 11.3 am	Doel Com. Savar
Apex Tannery	9806	25%	29/10/98	26/11/98	26/11/98	Gulshan Youth Club	Pubali Bank	9712		23/11/98	29/11/98	29/11/98 10am	Head Office
Beximco Pharma	9712	30%	13/11/98	10/12/98	10/12/98 10.30am	1 Shahbagh C/A	Singer BD	9812	40% I	17/11/98	25/11/98		
Shine Pukur	9712	5%F 5%(SB)	13/11/98	10/12/98	10/12/98 3pm	1 Shahbagh C/A	Purabi G. Ins	9812	5% I	01/12/98	15/12/98		
Sandhani Life Ins	9712	5%	26/11/98	10/12/98	10/12/98	Party Place	Chic Tex	9806	5%	25/11/98	17/12/98	17/12/98 11 am	Priyanka Com. Cent.
Saiham Tex	9806	10%	29/10/98	19/11/98	19/11/98	BCIC Auditoriam	Islam Jute	9806		26/11/98	10/12/98	10/12/98 10.3am	Reg. Office
Stylecraft	9803	20%	06/11/98	11/12/98	11/12/98 6.30pm	Hotel Purbani	Federal Ins	9712		26/11/98	17/12/98	17/12/98 11 am	Hotel Sonargaon
Apex Weaving	9806		19/11/98	10/12/98	10/12/98 11.3am	Factory Premises	Apex Food	9806	20%	26/11/98	12/12/98	12/12/98 3pm	Factory Premises
Quasem Drycell	9806	20%	17/11/98	10/12/98	10/12/98 11.3am	Factory Premises	Amam Sea Food	9806		23/11/98	07/12/98	7/12/98 3.30pm	Shoot. Com. Gulshan
Monno Jute Stff	9712	20%	17/11/98	01/12/98	1/12/98 3 pm	Hotel Purbani	Apex Spinning	9803		23/11/98	07/12/98	7/12/98 11 3am	Shoot. Com. Gulshan
Monno Jutex	9806	75%	18/11/98	02/12/98	2/12/98 3 pm	Hotel Purbani	EHL	9807	16%	28/11/98	27/12/98	27/12/98 11am	Officers Club
Gachihata Aqua	9804		16/11/98	30/11/98	30/11/98 2.pm	Farm Site	Al-Baraka Bank	9712		22/11/98	01/12/98	1/12/98 3pm	Hotel Sonargaon
Mita Textile	97&9806	5%	20/11/98	07/12/98	7/12/98 11.am	Factory Premises	Sajib Knit	9806	5%	03/12/98	17/12/98	17/12/98 2.3pm	Factory Premises
Monno Ceramics	9806	35%	19/11/98	10/12/98	10/12/98 9.30 am	Gulshan Youth Club	Alltex	9806		30/11/98	17/12/98	17/12/98 11.3am	Factory Premises
Monno Fabrics	9712		19/11/98	10/12/98	10/12/98 3pm	Gulshan Youth Club	City Bank	9712		01/12/98	14/12/98	14/12/98 4pm	Hotel Sonargaon
Pharma Aid	9806		19/12/98	27/12/98	27/12/98 2am	37/A Segun Bagicha	Niloycem	9806		01/12/98	17/12/98	17/12/98 12noon	Factory Premises
AMCL (Pran)	9806	20%	19/11/98	15/12/98	15/12/98 3pm	Hotel Sonargaon	Bengal Fine Cera	9806	10%	03/12/98	17/12/98	17/12/98 11am	Factory Premises
Aftab Auto	9808	16%	24.11.98	17/12/98	17.12.98 10.3 am	Sishu Academy	Fu-wang Cera	9806	5%	03/12/98	17/12/98	17/12/98 11am	Factory Premises

NOTES

FV/ML	: Face Value / Market Lots	Vol	: Volume	P/E (x)	: Price/Earning (Times)	Price/NAV(x)	: Price/Net Asset Value(Times)	Avg.	Average	Nos	Numbers
TK/Nos	: Taka/Number of Shares	EPS	: Earning Per Share	DPS	: Dividend Per Share	Tkm	: Taka in Million	Prev.	Previous	Chg	Change

Prepared by The Daily Star in collaboration with Securities Consultants Limited