The Daily Star BUSINESS

DHAKA FRIDAY, NOVEMBER 13, 1998

STAR 50 Index

83.84

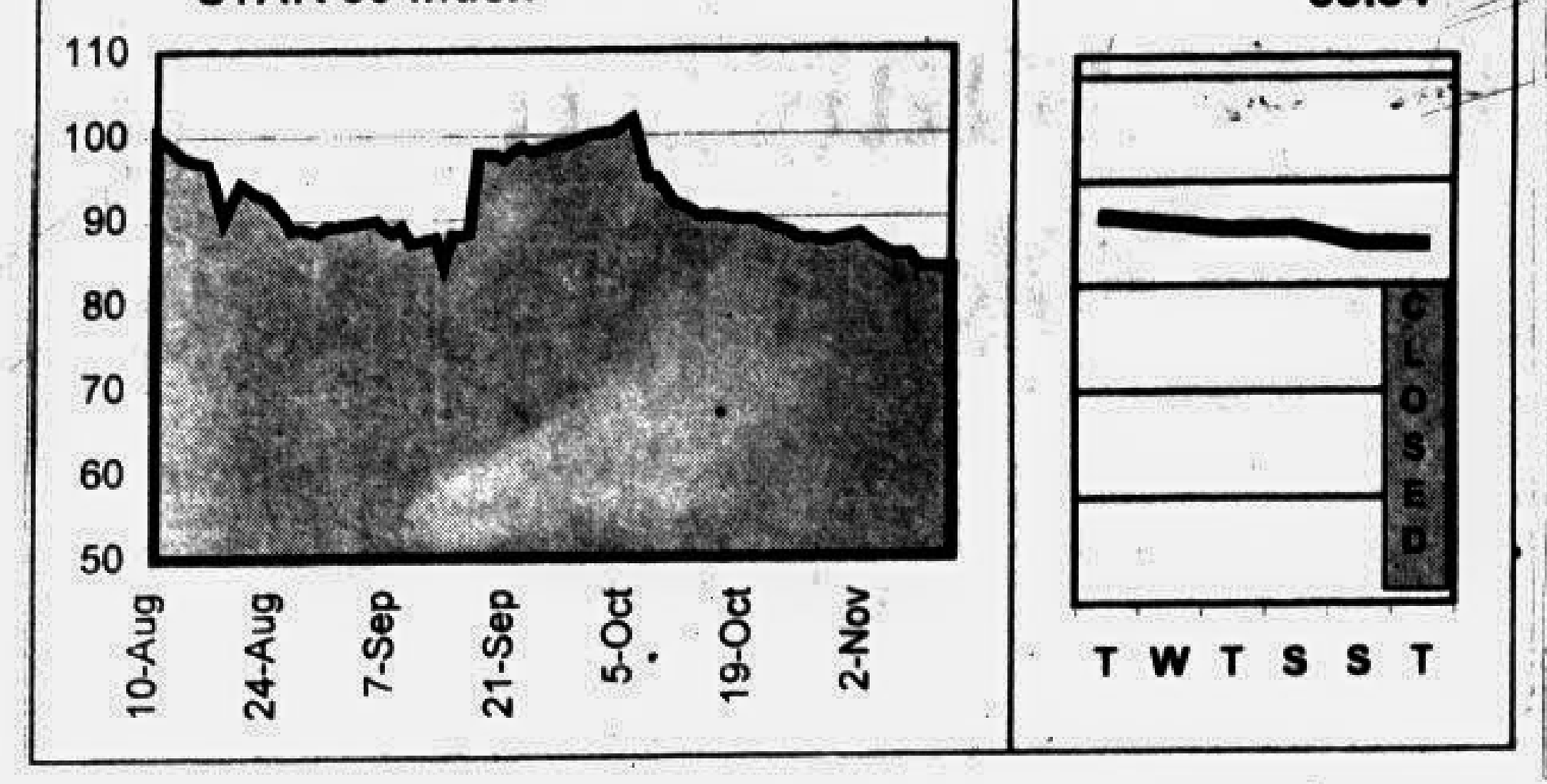

Fifty companies have been chosen for calculation of the **STAR 50 Index** based on their market capitalisation, liquidity, free float and corporate track record. The **Base Period** for the Index is **August 10, 1998**. The calculation has been done according to the widely used International Finance Corporation formula.

DSE All Share Price Index

578.59

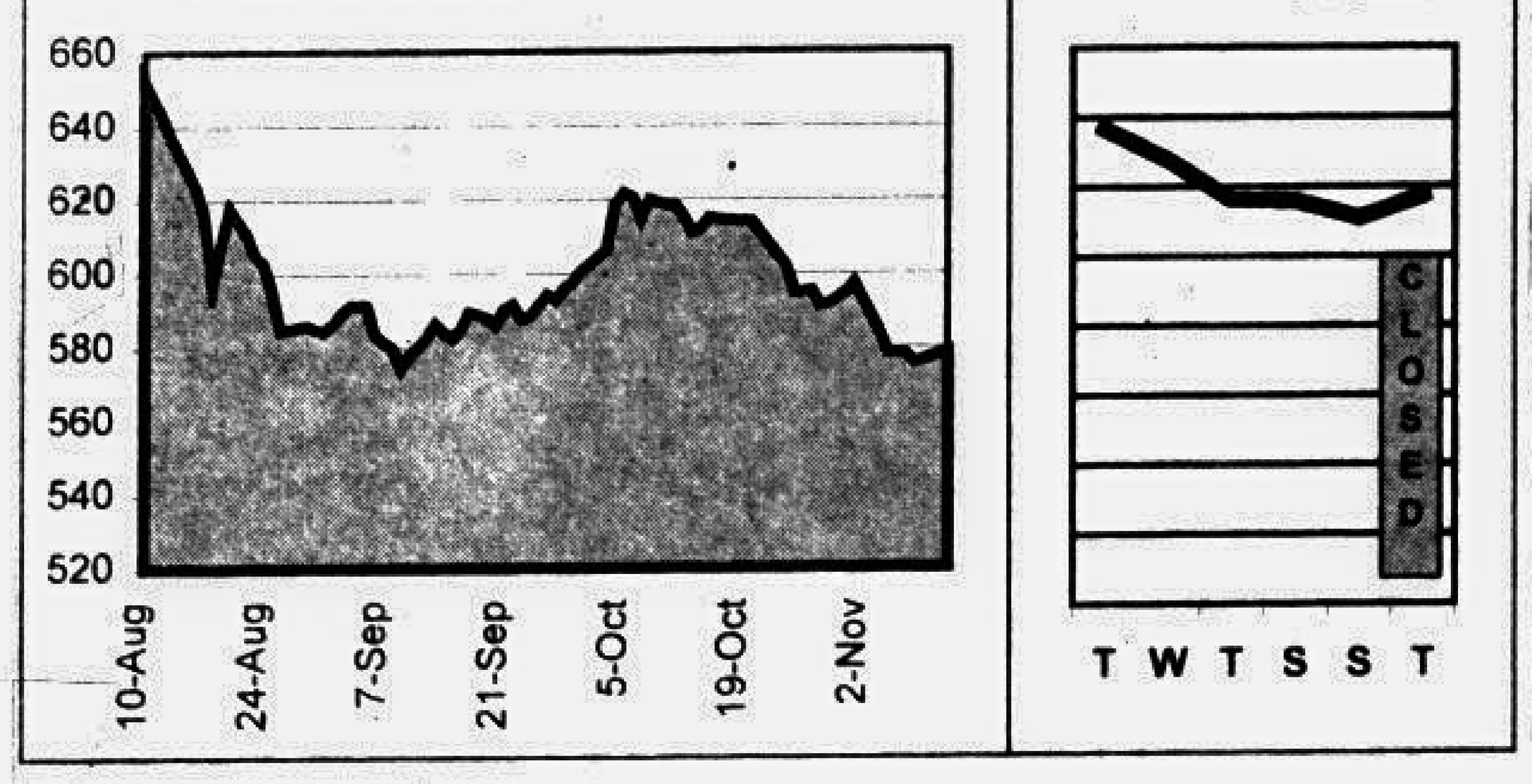

CSE All Share Price Index

246.79

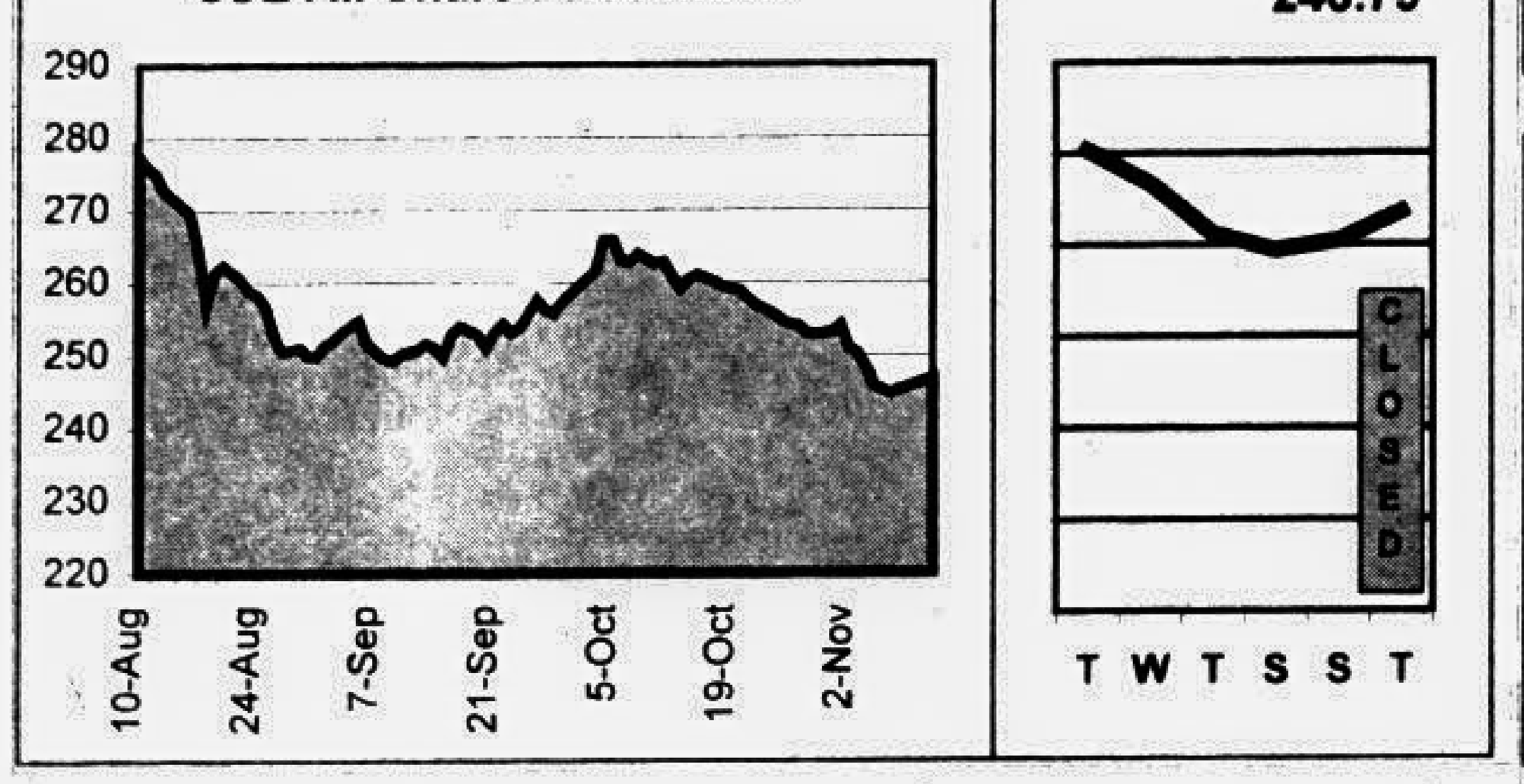

DAY'S MARKET

November 12, 1998

	DSE	CSE
All Share Price Index	578.59	246.79
Change in Index (pts)	3.09	1.56
Change in Index (%)	0.54%	0.64%
Market Capitalisation (cr Tk)	5,258.11	4,374.26
Market Capitalisation (mil US$)	1,095.44	911.30
Turnover Volume ('000)	15,427	8,216
Turnover Value (cr Tk)	32.00	12.31
No. of Issues Traded	148	43
No. of Issues Gained	97	30
No. of Issues Incurred Loss	42	12
No. of Issues Unchanged	9	1
Price Earning Ratio (x)	8.23	8.22
Dividend Yield (%)	6.89	7.20

DAY'S MARKET LEADERS

TURNOVER LEADERS

	DSE	Vol '000	Value Tkm		CSE	Vol '000	Value Tkm
1	Chic Tex	5,819	65.75	1	Chic Tex	4,186	50.64
2	Rupon Oil	3,004	39.96	2	Eagle Star Tex	2,550	34.94
3	Aramit Ltd.	654	38.28	3	Quasem Drycell	575	13.40
4	Northern Jute	891	23.88	4	Rose Heaven	375	8.89
5	Rose Heaven	820	19.52	5	Ashraf Tex	317	6.65
6	Gulf Food	157	18.53	6	ACI	68	2.35
7	Eagle Star Tex	1,342	17.99	7	Ctg. Cement	1	0.85
8	JH Chemical	160	17.74	8	Beximco Pharma	14	0.76
9	Quasem Silk	357	8.61	9	Shine Pukur	7.90	0.64
10	Raspit Food	57	8.61	10	Aramit Ltd.	5	0.26

CAPITAL GAINERS

	DSE	Vol '000	Change %		CSE	Vol '000	Change %
1	Dulamia Cotton	0.16	13.33	1	Gulf Food	0.30	14.68
2	Al Baraka Bank	0.00	9.38	2	Ambee Pharma	0.30	9.76
3	Gulf Food	157.35	9.28	3	Monno Ceremic	0.12	9.66
4	Modern Dyeing	0.05	9.23	4	Prime Tex	0.10	8.19
5	Dynamic Tex	204.98	9.09	5	Raspit Food	0.15	7.69
6	Padma Printers	0.20	8.89	6	Dynamic Tex	6.88	7.63
7	Kay & Que	3.30	8.45	7	BD Lugges	0.10	7.38
8	Aramit Ltd.	654.40	8.33	8	BD Zipper	0.20	7.06
9	Raspit Food	57.40	7.91	9	Eagle Star Tex	2,550.05	7.03
10	Alpha Tobacco	0.55	7.77	10	Aramit Ltd.	4.50	6.78

CAPITAL LOSERS

	DSE	Vol '000	Change %		CSE	Vol '000	Change %
1	Amam Sea Food	0.67	(15.68)	1	Apex Food	0.13	(12.46)
2	Apex Food	5.36	(13.06)	2	Rupali Ins	0.02	(7.41)
3	Central Ins	0.10	(10.00)	3	Bengal Fine Cer.	0.05	(5.64)
4	Bangla Process	0.01	(9.83)	4	Gachihata Aqua.	0.70	(5.05)
5	GEM Knitwear	0.20	(9.27)	5	Chic Tex	4,185.50	(4.72)
6	Paper Process	17.83	(7.45)	6	AMCL	0.02	(3.23)
7	National Tubes	0.02	(5.74)	7	Reckitt & Colman	0.05	(3.06)
8	Chic Tex	5,819.00	(5.04)	8	Confidence Cement	0.14	(1.71)
9	BEMCO	0.11	(4.79)	9	BATCB	0.05	(0.98)
10	Shine Pukur	19.50	(4.15)	10	Square Pharma	0.10	(0.93)

LEAGUE TABLE

Company Name	FV/ML	Market Performance: Dhaka Stock Exchange Vol	Day's High	Day's Low	Day's Closing	Prev. Closing	Net Chg	Chittagong Stock Exchange Vol	Day's Closing	Prev. Closing	Net Chg	AGM Year End	Date	Financial Performance EPS	P/E	DPS	Yield	NAV per Share	Price/NAV
	Tk/nos	nos	Tk	Tk	Tk	Tk	Tk	nos	Tk	Tk	Tk	YM	D/M/Y	Tk	x	Tk	%	Tk	x
Banks																			
Al-Arafa	1000/5	25	980.00	980.00	980.00	990.00	(10.00)	-	-	1,001.00	-	9803	-	312.89	3.13	-	-	1,318.80	0.74
Al Baraka Bank	1000/1	1	1,050.00	1,050.00	1,050.00	960.00	90.00	-	-	-	-	9612	16/10/97	(1,052.92)	-	-	-	(2,586.00)	-
Arab Bangladesh Bank	100/5	-	-	-	-	93.00	-	-	-	95.00	-	9712	12/9/98	24.03	3.87	10.00	10.75	177.92	0.52
City Bank	100/5	-	-	-	-	107.00	-	-	-	220.00	-	9612	14/12/97	97.09	1.10	-	-	4.20	25.48
Eastern Bank	100/20	-	-	-	-	110.00	-	-	-	-	-	9612	20/11/97	37.10	2.96	-	-	(155.30)	-
IDLC	100/20	300	605.00	600.00	602.25	602.50	(0.25)	-	-	630.00	-	9712	2/6/98	59.60	10.10	30.00	4.98	214.74	2.80
IFIC Bank	100/5	100	100.00	100.00	100.00	99.00	1.00	-	-	107.00	-	9612	27/7/98	20.29	4.93	-	-	203.96	0.49
Islami Bank	1000/1	-	-	-	-	2,139.00	-	-	-	2,025.00	-	9712	20/8/98	322.18	6.64	21.00	0.98	3,925.20	0.54
National Bank	100/20	400	70.00	67.25	69.00	71.00	(2.00)	-	-	68.00	-	9612	4/12/97	30.08	2.29	-	-	199.98	0.35
Pubali Bank	100/5	20	110.00	110.00	110.00	110.00	-	-	-	96.00	-	9612	30/12/97	(198.44)	-	-	-	61.06	1.80
Rupali Bank	100/10	-	-	-	-	70.00	-	-	-	70.00	-	9612	30/5/98	1.36	51.47	-	-	(134.40)	-
UCBL	100/5	-	-	-	-	85.00	-	-	-	90.00	-	9612	27/8/97	34.66	2.45	-	-	198.58	0.43
United Leasing	100/20	40	995.00	995.00	995.00	960.25	34.75	-	-	-	-	9712	27/5/98	91.23	10.91	24.00	2.41	356.91	2.79
Uttara Bank	100/5	-	-	-	-	91.50	-	-	-	-	-	9612	18/11/97	3.49	26.22	-	-	256.57	0.36
Uttara Finance	100/50	350	225.00	215.00	218.25	223.50	(5.25)	-	-	230.00	-	9712	30/6/98	12.83	17.01	10.00	4.58	106.12	2.06
Investment																			
1st BSRS MF	100/50	100	73.00	73.00	73.00	74.25	(1.25)	-	-	78.00	-	-	-	-	-	-	-	-	-
1st ICB MF	100/5	5	1,010.00	1,010.00	1,010.00	1,000.00	10.00	-	-	1,800.00	-	9806	21/10/98	119.44	8.46	70.00	6.93	359.74	2.81
2nd ICB MF	100/5	10	420.00	420.00	420.00	420.50	(0.50)	-	-	425.00	-	9806	21/10/98	10.49	40.09	30.00	7.14	141.57	2.97
3rd ICB MF	100/5	-	-	-	-	330.50	-	-	-	570.00	-	9806	21/10/98	18.69	17.68	35.00	10.59	234.79	1.41
4th ICB MF	100/10	-	-	-	-	282.00	-	-	-	732.00	-	9806	21/10/98	27.81	10.14	32.00	11.35	167.65	1.68
5th ICB MF	100/10	-	-	-	-	195.00	-	-	-	300.00	-	9806	21/10/98	16.93	11.52	22.00	11.28	134.46	1.45
6th ICB MF	100/10	-	-	-	-	145.00	-	-	-	160.00	-	9806	21/10/98	9.39	15.44	18.00	12.41	135.10	1.07
7th ICB MF	100/50	-	-	-	-	126.00	-	-	-	130.25	-	9806	21/10/98	6.72	18.75	14.00	11.11	119.42	1.06
8th ICB MF	100/50	-	-	-	-	116.50	-	-	-	145.00	-	9806	21/10/98	3.35	34.78	12.00	10.30	116.60	1.00
ICB	100/5	-	-	-	-	210.00	-	-	-	175.00	-	9806	21/10/98	22.06	9.52	7.00	3.33	285.84	0.73
Engineering																			
Aftab Automobile	100/5	250	187.00	178.00	183.75	184.50	(0.75)	90	187.00	187.50	(0.50)	9708	28/12/97	7.46	24.63	12.00	6.53	226.22	0.81
Anwar Galvanizing	100/50	850	180.50	178.00	179.75	176.00	3.75	-	-	175.00	-	9706	30/3/98	21.44	8.38	15.00	8.34	106.44	1.69
Atlas Bangladesh	10/50	200	152.00	152.00	152.00	150.80	1.20	-	-	-	-	9706	28/12/97	22.39	6.79	15.00	9.87	59.89	2.54
Aziz Pipe	100/5	635	530.00	517.00	521.00	519.75	1.25	-	-	528.25	-	9712	30/7/98	13.53	38.51	15.00	2.88	544.82	0.96
BD Autocars	100/5	2,615	78.00	73.00	76.25	74.50	1.75	-	-	80.00	-	9706	30/12/97	11.69	6.52	-	-	130.72	0.58
BD Lamps	100/5	305	742.00	730.00	738.00	738.50	(0.50)	-	-	758.00	-	9712	9/9/98	34.88	21.16	30.00	4.07	243.81	3.03
BEMCO	100/10	110	95.00	94.00	94.50	99.25	(4.75)	-	-	-	-	9612	29/10/97	(20.48)	-	-	-	(93.79)	-
Bengal Steel	10/50	-	-	-	-	1,113.70	-	-	-	-	-	9612	27/9/97	(1.40)	-	-	-	2.34	475.94
Eastern Cables	100/5	1,560	133.00	127.25	128.00	128.50	(0.50)	-	-	129.25	-	9706	30/3/98	7.68	16.67	-	-	137.77	0.93
Karim Pipe	100/5	550	130.00	122.00	125.75	124.00	1.75	-	-	-	-	9612	24/12/97	(25.81)	-	-	-	106.73	1.18
Kay & Que	100/50	3,300	202.50	194.50	199.00	183.50	15.50	-	-	218.00	-	9612	28/9/97	10.99	18.11	12.50	6.28	119.00	1.67
Metalex Corp.	100/5	-	-	-	-	120.00	-	-	-	-	-	9506	24/4/96	(562.54)	-	-	-	(3,101.00)	-
Monno Jute Staffler	100/5	-	-	-	-	285.00	-	-	-	-	-	9612	3/12/97	15.68	18.18	12.50	4.39	226.43	1.26
Monno Jutex	100/5	-	-	-	-	1,550.00	-	-	-	-	-	9706	10/12/97	156.56	9.90	75.00	4.84	628.77	2.47
National Tubes	100/10	20	505.00	505.00	505.00	535.75	(30.75)	-	-	-	-	9706	19/3/98	164.35	3.07	15.00	2.97	230.00	2.20
Olympic Industries	100/5	1,785	189.00	186.00	187.50	183.75	3.75	100	188.00	186.00	2.00	9703	22/12/97	19.22	9.76	20.00	10.67	184.61	1.02
Quasem Drycell	10/50	-	-	-	-	23.60	-	575,300	23.30	22.60	0.70	9706	7/9/97	3.01	7.84	1.50	6.36	33.89	0.70
Renwick Jajnes	100/5	70	68.00	67.50	67.75	64.25	3.50	-	-	-	-	9706	28/12/97	(17.11)	-	-	-	(5.75)	-
Singer Bangladesh	100/5	-	-	-	-	1,790.75	-	-	-	-	-	9801	21/5/98	93.37	19.18	60.00	3.35	164.06	10.92
The Aluminum	100/10	10	290.00	290.00	290.00	285.00	5.00	-	-	380.00	-	9712	24/9/98	34.04	8.52	10.00	3.45	154.18	1.88
Wonderland Toys	100/50	8,200	82.25	79.00	80.25	80.00	0.25	200	80.00	79.75	0.25	9706	24/12/97	(0.97)	-	-	-	99.03	0.81
Food & Allied																			
AB Biscuit	100/5	-	-	-	-	70.00	-	-	-	-	-	9506	30/12/95	(26.78)	-	-	-	238.76	0.29
Alpha Tobacco	10/50	550	80.00	71.00	76.30	70.80	5.50	-	-	-	-	9709	25/3/98	5.82	13.11	5.00	6.55	75.89	1.01
Amam Sea Food	100/5	670	450.00	400.00	400.50	475.00	(74.50)	-	-	-	-	9706	28/12/97	17.74	22.58	-	-	19.40	20.64
AMCL (Pran)	100/10	-	-	-	-	299.50	-	20	300.00	310.00	(10.00)	9706	15/12/97	22.26	13.45	20.00	6.68	200.27	1.50
Apex Food	100/5	5,355	560.00	492.00	495.75	570.25	(74.50)	125	507.75	580.00	(72.25)	9706	28/12/97	47.80	10.37	40.00	8.07	670.02	0.74
Bangas	100/5	-	-	-	-	145.00	-	-	-	-	-	9706	29/12/97	10.92	13.28	-	-	145.40	1.00
BD Plantation	100/5	-	-	-	-	745.00	-	-	-	-	-	9706	28/12/97	(128.98)	-	-	-	(345.10)	-
Bengal Biscuit	100/20	680	82.50	80.00	81.75	80.00	1.75	-	-	83.00	-	9706	29/3/98	26.31	3.11	-	-	234.32	0.35
Beximco Fisheries	100/20	380	113.00	112.50	112.50	113.00	(0.50)	-	-	113.50	-	9612	28/8/97	21.93	5.13	20.00	17.78	134.29	0.84
BLTC	100/5	-	-	-	-	680.00	-	-	-	-	-	9712	29/9/98	77.11	8.82	45.00	6.62	1,487.90	0.46
BATBC	10/50	1,100	101.00	99.00	99.60	100.20	(0.60)	50	101.00	102.00	(1.00)	9712	21/5/98	12.16	8.19	8.00	8.03	35.63	2.80
Chittagong Vegetable	100/10	620	100.50	96.00	99.50	92.50	7.00	790	100.75	95.25	5.50	9706	30/12/97	(0.51)	-	-	-	104.43	0.95
Dhaka Fisheries	100/50	1,800	116.00	110.00	114.50	111.50	3.00	-	-	109.25	-	9512	-	3.27	35.02	-	-	103.83	1.10
Dhaka Vegetable	100/5	1,220	62.00	55.00	55.75	55.00	0.75	-	-	-	-	9506	10/9/97	(5.33)	-	-	-	108.80	0.51
EL Camelia	100/5	-	-	-	-	1,650.00	-	-	-	-	-	9612	11/10/97	(49.30)	-	-	-	(469.70)	-
Gachihata	100/50	-	-	-	-	52.25	-	700	51.75	54.50	(2.75)	9704	-	10.43	5.01	-	-	121.42	0.43
Gemini Sea Food	100/5	40	145.00	145.00	145.00	148.00	(3.00)	-	-	-	-	9709	28/12/97	11.06	13.11	-	-	108.50	1.34
Gulf Foods	100/50	157,350	118.00	109.50	117.75	107.75	10.00	300	115.25	100.50	14.75	9704	-	-	-	-	-	100.00	1.18
Hill Plantation	100/5	-	-	-	-	900.00	-	-	-	-	-	9706	28/12/97	(29.32)	-	-	-	(43.43)	-
Meghna Shrimp	100/20	1,040	83.25	82.00	82.75	83.00	(0.25)	-	-	85.00	-	9612	29/9/98	20.67	4.00	18.00	21.75	102.07	0.81
Meghna Vegetable Oil	100/50	250	135.00	134.00	134.25	131.50	2.75	-	-	140.00	-	9706	9/12/97	29.90	4.49	20.00	14.90	145.49	0.92
Modern Industries	100/5	-	-	-	-	71.25	-	-	-	-	-	9712	29/7/98	(15.23)	-	-	-	49.17	1.45
Mona Food	100/50	3,300	73.00	70.50	71.75	69.00	2.75	-	-	73.25	-	9706	-	3.79	18.93	-	-	107.54	0.67
NTC	100/5	-	-	-	-	310.00	-	-	-	325.00	-	9712	29/4/98	151.89	2.04	30.00	9.68	402.42	0.77
Rabeya Flour	10/50	-	-	-	-	-	-	-	-	-	-	9712	21/9/98	1.31	-	10.00	-	7.93	-
Rahima Food Corp	100/50	850	65.50	63.75	64.00	64.75	(0.75)	-	-	66.00	-	9706	29/12/97	6.02	10.63	-	-	117.64	0.54
Raspit Food	100/50	57,400	153.75	138.00	150.00	139.00	11.00	150	140.00	130.00	10.00	9612	30/10/97	11.82	12.69	-	-	101.64	1.48
Rupon Oil	10/100	3,004,300	14.00	13.00	13.30	13.00	0.30	-	-	-	-	9706	12/8/98	0.11	120.91	-	-	32.14	0.41
Shyampur Sugar mills	10/100	433,000	15.80	14.50	15.00	15.10	(0.10)	-	-	-	-	9706	31/3/98	(13.31)	-	-	-	(53.00)	-
Tripti Industries	100/5	23,600	109.50	106.00	107.50	106.25	1.25	1,170	110.25	106.00	4.25	9608	-	4.74	22.68	10.00	9.30	110.00	0.98
Tulip Dairy	100/5	3,240	155.00	148.00	151.00	146.25	4.75	-	-	-	-	9306	30/3/95	(35.14)	-	-	-	53.99	2.80
Yousuf Flour	10/50	-	-	-	-	-	-	-	-	-	-	9706	24/12/97	0.12	-	-	-	4.40	-
Zeal Bangla	10/50	378,600	14.40	13.70	13.80	13.70	0.10	-	-	-	-	9706	26/8/98	(7.46)	-	-	-	(36.50)	-
Fuel & Power																			
BOC	10/50	400	104.00	98.00	99.60	98.60	1.00	-	-	97.60	-	9709	20/1/98	4.84	20.58	3.00	3.01	11.84	8.41
Eastern Lubricant	10/50	-	-	-	-	13.00	-	-	-	-	-	9706	12/3/98	6.29	2.07	3.50	26.92	40.27	0.32
National Oxyg.	100/10	380	61.00	55.00	56.75	56.00	0.75	-	-	90.00	-	9606	30/6/97	(1,110.86)	-	-	-	(337.60)	-
Padma Oil	10/50	-	-	-	-	213.80	-	-	-	211.50	-	9706	24/3/98	14.29	14.96	3.00	1.40	68.52	3.12
Jute																			
Ahad Jute	100/10	-	-	-	-	-	-	-	-	-	-	9706	21/12/97	(5.28)	-	-	-	(372.90)	-
Islam Jute	100/5	-	-	-	-	106.00	-	-	-	-	-	9706	31/12/97	(13.08)	-	-	-	(546.70)	-
Jute Spinners	100/5	-	-	-	-	234.00	-	-	-	-	-	9706	29/3/98	28.56	8.19	15.00	6.41	(58.08)	-
Mutual Jute	100/5	-	-	-	-	-	-	-	-	-	-	9706	30/12/97	24.89	-	15.00	-	184.29	-
Northern Jute	10/200	891,000	27.40	25.60	26.80	27.50	(0.70)	-	-	-	-	9706	27/12/97	1.13	23.72	-	-	10.80	2.48
Saleh Carpet	10/200	542,000	13.50	12.40	12.40	12.50	(0.10)	-	-	-	-	9612	22/12/97	(12.81)	-	-	-	(104.30)	-
Sonali Aansh	100/5	-	-	-	-	230.00	-	-	-	-	-	9706	21/12/97	24.07	9.56	-	-	15.11	15.22
Textile																			
Al-Haj Textile	10/50	-	-	-	-	-	-	-	-	-	-	9706	24/12/97	1.56	-	10.00	-	11.76	-
Alltex Industries	100/50	3,250	63.50	62.00	62.75	62.00	0.75	1,300	62.75	61.00	1.75	9706	24/12/97	18.55	3.38	-	-	110.94	0.57
Anlima Yarn Dyeing	100/50	100	86.25	86.25	86.25	88.25	(2.00)	-	-	89.00	-	9706	4/12/97	-	-	-	-	100.00	0.86
Apex Spinning	100/20	100	136.00	135.00	135.25	130.25	5.00	-	-	140.75	-	9703	22/12/97	20.60	6.57	12.50	9.24	141.10	0.96

LEAGUE TABLE

Company Name	FV/ML	Market Performance: Dhaka Stock Exchange Vol	Day's High	Day's Low	Day's Closing	Prev. Closing	Net Chg	Chittagong Stock Exchange Vol	Day's Closing	Prev. Closing	Net Chg	AGM Year End	Date	Financial Performance EPS	P/E	DPS	Yield	NAV per Share	Price/NAV
	Tk/nos	nos	Tk	Tk	Tk	Tk	Tk	nos	Tk	Tk	Tk	YM	D/M/Y	Tk	x	Tk	%	Tk	x
Apex Weaving	100/50	2,250	55.75	54.00	54.25	54.25	-	500	54.00	52.75	1.25	9706	27/11/97	(2.14)	-	-	-	97.86	0.55
Arbee Textile	100/10	-	-	-	-	-	-	-	-	-	-	9712	28/6/98	(59.13)	-	-	-	(78.92)	-
Ashraf Textile	10/50	257,400	21.40	20.70	21.10	20.40	0.70	316,900	21.00	20.50	0.50	9706	28/12/97	0.50	42.20	1.50	7.11	30.08	0.70
BD Dyeing	100/20	60	163.00	161.00	162.00	163.00	(1.00)	-	-	164.00	-	9612	27/9/97	45.93	3.53	15.00	9.26	158.99	1.02
BD Zipper	100/50	2,200	95.00	91.00	93.50	89.00	4.50	200	91.00	85.00	6.00	9706	22/12/97	12.49	7.49	11.00	11.76	104.09	0.90
Beximco Denims	100/50	50	240.00	240.00	240.00	238.50	1.50	-	-	230.00	-	9712	05/11/98	43.37	5.53	30.00	12.50	125.04	1.92
Beximco Knitting	100/20	360	139.50	134.00	136.50	138.00	(1.50)	-	-	143.00	-	9612	2/9/97	21.54	6.34	15.00	10.99	106.90	1.28
Beximco Textile	100/50	650	123.00	121.50	122.75	121.25	1.50	200	124.75	120.00	4.75	9612	7/9/97	4.83	25.41	-	-	90.69	1.35
Chic Tex	10/500	5,819,000	12.00	10.80	11.30	11.90	(0.60)	4,185,500	12.10	12.70	(0.60)	9706	24/12/97	0.18	62.78	0.60	5.31	11.13	1.02
CMC-Kamal	100/50	-	-	-	-	90.00	-	-	-	63.00	-	9612	-	-	-	-	-	100.00	0.90
Dandy Dyeing	100/50	1,500	50.75	49.50	50.00	49.75	0.25	-	-	-	-	9612	30/9/97	(21.99)	-	-	-	59.93	0.83
Delta Millers	100/20	2,460	64.00	61.00	61.00	60.25	0.75	-	-	64.75	-	9706	30/12/97	8.52	7.16	10.00	16.39	116.17	0.53
Desh Garments	100/10	-	-	-	-	82.00	-	-	-	-	-	9706	11/12/97	20.62	3.98	10.00	12.20	97.37	0.84
Dulamia Cotton	100/10	160	53.00	49.50	51.00	45.00	6.00	-	-	53.00	-	9706	29/12/97	(55.83)	-	-	-	38.42	1.33
Dynamic Textile	100/20	204,980	36.75	33.75	36.00	33.00	3.00	6,860	35.25	32.75	2.50	9609	7/9/97	(7.18)	-	-	-	104.83	0.34
Eagle Star Textile	10/50	1,342,350	13.70	13.20	13.40	13.20	0.20	2,550,050	13.70	12.80	0.90	9706	24/12/97	(0.06)	-	-	-	9.46	1.42
GEM Knitwear	100/50	200	58.00	52.75	56.25	62.00	(5.75)	-	-	-	-	9612	-	-	-	-	-	100.00	0.56
GMG Industrial Corp.	10/50	-	-	-	-	22.50	-	-	-	32.00	-	9706	29/12/97	(4.22)	-	-	-	(41.00)	-
HR Textile	100/50	100	87.00	86.25	86.50	86.00	0.50	-	-	91.00	-	9709	29/12/97	8.17	10.59	12.50	14.45	130.94	0.66
M. Hossain Garments	100/50	450	55.00	54.00	54.50	52.75	1.75	-	-	60.50	-	9606	24/12/97	5.20	10.48	15.00	27.52	116.99	0.47
Mita Textile	100/20	320	60.00	59.25	59.50	59.75	(0.25)	-	-	66.00	-	9606	26/12/96	24.61	2.42	15.00	25.21	112.99	0.53
Mithun Knitting	100/20	440	68.00	66.00	66.75	65.25	1.50	-	-	-	-	9706	29/12/97	8.88	7.52	-	-	123.85	0.54
Modern Dyeing	100/5	50	71.00	71.00	71.00	65.00	6.00	-	-	-	-	9706	22/12/97	1.55	45.81	-	-	102.51	0.69
Monno Fabrics	100/50	2,400	91.00	90.00	90.50	90.25	0.25	550	90.50	90.00	0.50	9612	22/12/97	-	-	-	-	135.22	0.67
Padma Textile	100/20	160	230.00	224.00	226.00	226.50	(0.50)	-	-	227.00	-	9612	7/9/97	47.81	4.73	20.00	8.85	110.63	2.04
Prime Textile	100/50	850	71.75	71.00	71.25	70.00	1.25	100	76.00	70.25	5.75	9706	28/6/98	10.71	6.65	5.00	7.02	143.73	0.50
Quasem Silk	10/100	357,300	25.30	22.80	24.10	22.70	1.40	-	-	-	-	9709	21/6/96	0.14	172.14	-	-	(4.25)	-
Quasem Textile	10/50	24,100	32.50	30.00	30.30	29.90	0.40	-	-	-	-	9709	21/6/98	(2.56)	-	-	-	(78.16)	-
Rahim Textile	100/5	-	-	-	-	80.00	-	-	-	-	-	9706	12/2/98	5.87	13.63	5.00	6.25	(14.63)	-
Saiham Textile	100/10	-	-	-	-	100.00	-	-	-	-	-	9706	27/11/97	24.78	4.04	12.50	12.50	91.43	1.09
Sajib Knitwear	100/50	3,200	49.75	48.50	48.75	47.50	1.25	-	-	45.25	-	9706	24/12/97	1.99	24.50	5.00	10.26	102.56	0.48
Sonargaon Textile	100/50	-	-	-	-	78.50	-	-	-	90.00	-	9712	29/9/98	35.66	2.20	8.00	10.19	173.53	0.45
Sreepur Textile	100/50	200	65.75	65.75	65.75	65.75	-	-	-	68.00	-	9712	24/9/98	(1.86)	-	-	-	99.87	0.66
STM	100/5	-	-	-	-	70.00	-	-	-	-	-	9612	30/9/97	(26.47)	-	-	-	394.11	0.18
Stylecraft	100/5	-	-	-	-	1,035.00	-	-	-	-	-	9703	20/11/97	157.97	6.55	20.00	1.93	624.05	1.66
Tallu Spinning	100/10	-	-	-	-	69.00	-	-	-	-	-	9706	29/12/97	8.36	8.25	-	-	123.53	0.56
Tamijuddin Textile	100/10	-	-	-	-	60.00	-	-	-	90.00	-	9706	24/12/97	(7.74)	-	-	-	81.92	0.73
Pharma & Chemical																			
ACI	10/50	24,400	34.40	34.00	34.20	33.90	0.30	68,450	34.30	34.10	0.20	9712	23/7/98	3.73	9.17	3.00	8.77	39.36	0.87
Ambee Pharma	10/50	2,050	46.30	45.50	46.00	45.30	0.70	300	45.00	41.00	4.00	9712	12/9/98	2.40	19.17	2.50	5.43	11.48	4.01
Bangla Process	100/5	10	78.00	78.00	78.00	86.50	(8.50)	-	-	-	-	9706	28/12/97	3.26	23.93	-	-	148.65	0.52
BCIL	100/20	1,860	135.00	128.00	128.75	124.50	4.25	-	-	126.00	-	9706	22/12/97	9.13	14.10	8.00	6.21	143.83	0.90
Beximco Infusions	100/10	410	280.00	275.00	278.00	272.75	5.25	-	-	271.00	-	9612	2/9/97	38.30	7.26	25.00	8.99	139.23	2.00
Beximco Pharma	10/50	10,400	55.50	53.00	53.90	56.00	(2.10)	13,850	54.80	53.70	1.10	9612	30/11/97	8.02	6.72	3.00	5.57	59.12	0.91
Beximco Synthetics	100/20	880	174.00	169.00	169.75	168.75	1.00	-	-	171.25	-	9612	9/9/97	29.75	5.71	20.00	11.78	118.42	1.43
Glaxo Bangladesh	10/50	3,550	78.80	73.50	75.90	72.20	3.70	-	-	-	-	9612	30/4/98	6.78	11.19	2.75	3.62	42.45	1.79
Imam Button	100/50	450	95.25	93.75	94.50	90.00	4.50	100	91.50	91.50	-	9706	24/12/97	7.59	12.45	10.00	10.58	100.31	0.94
JH Chemical	100/50	160,200	114.50	107.00	110.75	104.75	6.00	-	-	114.75	-	9712	-	-	-	-	-	100.00	1.11
Kohinoor Chemicals	100/5	5	86.50	86.50	86.50	85.75	0.75	-	-	90.00	-	9406	27/2/95	(7.77)	-	-	-	(270.20)	-
Libra Pharma	100/20	40	275.00	275.00	275.00	277.00	(2.00)	-	-	330.00	-	9706	24/12/97	28.25	9.73	20.00	7.27	253.05	1.09
National Polymer	100/10	30	170.00	165.00	166.50	158.00	8.50	-	-	173.00	-	9706	29/9/97	38.82	4.29	20.00	12.01	169.44	0.98
Orion Infusion	100/20	-	-	-	-	40.75	-	-	-	34.43	-	9606	3/2/97	8.09	5.04	17.00	41.72	102.38	0.40
Perfume Chemical	100/50	4,100	79.00	75.00	76.75	74.00	2.75	-	-	77.00	-	9806	30/4/98	1.62	47.38	-	-	108.11	0.71
Petro Synthetic	10/50	21,200	37.70	36.00	36.80	36.60	0.20	-	-	-	-	9612	2/10/97	(10.66)	-	-	-	(41.17)	-
Pharma Aids	100/5	20	96.00	96.00	96.00	99.00	(3.00)	-	-	-	-	9706	29/12/97	(6.01)	-	-	-	117.61	0.82
Pharmaco	100/5	2,640	68.00	64.00	66.50	64.75	1.75	-	-	-	-	9706	30/3/98	3.14	21.18	-	-	58.58	1.14
Rahman Chemicals	100/10	10,410	52.75	50.50	50.75	50.50	0.25	-	-	-	-	9612	13/11/97	(11.71)	-	-	-	(47.06)	-
Reckitt & Colman	10/50	150	94.50	92.50	93.40	91.50	1.90	50	95.00	98.00	(3.00)	9801	19/5/98	4.83	19.34	2.75	2.94	25.63	3.64
Renata	100/5	-	-	-	-	375.00	-	-	-	-	-	9712	17/6/98	39.14	9.58	-	-	140.98	2.66
Square Pharma	100/20	860	725.00	718.00	721.00	720.25	0.75	100	716.25	723.00	(6.75)	9803	13/8/98	114.27	6.31	45.00	6.24	677.49	1.06
TBL	100/5	410	66.00	55.00	61.50	58.00	3.50	-	-	85.50	-	9712	30/7/98	(313.75)	-	-	-	(1,362.00)	-
The Ibnsina	100/10	20	160.00	160.00	160.00	160.00	-	-	-	145.00	-	9706	5/3/98	19.15	8.36	15.00	9.38	108.49	1.47
Wata Chemicals	100/20	40	200.00	192.00	196.00	193.25	2.75	-	-	209.00	-	9712	26/8/98	3.85	50.91	10.00	5.10	190.18	1.03
Paper & Printing																			
Azadi Printers	100/10	-	-	-	-	-	-	-	-	551.00	-	9606	24/12/97	(13.48)	-	-	-	(393.60)	-
Eagle Box	10/50	-	-	-	-	74.00	-	-	-	-	-	9606	14/10/96	(62.66)	-	-	-	(134.90)	-
MAQ Enterprises	100/50	1,700	60.50	57.00	58.50	56.25	2.25	-	-	58.00	-	9612	-	12.24	4.78	-	-	126.94	0.46
MAQ Paper	100/20	-	-	-	-	98.00	-	-	-	101.00	-	9712	20/9/98	18.47	5.31	10.00	10.20	123.04	0.80
Monospool Paper	100/5	110	54.50	50.00	54.00	52.50	1.50	-	-	-	-	9806	15/9/98	1.88	28.72	-	-	178.33	0.30
Padma Printers	10/50	200	39.50	39.00	39.20	36.00	3.20	-	-	-	-	9612	23/12/96	-	-	-	-	10.00	3.92
Paper Process	100/10	17,830	47.25	40.00	43.50	47.00	(3.50)	-	-	-	-	9512	26/12/97	2.62	16.60	-	-	82.03	0.53
Sonali Paper	10/50	11,300	34.50	33.60	34.10	33.20	0.90	-	-	35.00	-	9606	30/12/96	1.07	31.87	1.50	4.40	10.19	3.35
Services & Real Estate																			
BD Hotel	10/50	-	-	-	-	-	-	-	-	-	-	9712	17/9/98	5.52	-	30.00	-	290.43	-
BD Services	10/50	-	-	-	-	-	-	-	-	-	-	9612	24/12/97	1.78	-	1.00	-	36.52	-
Eastern Housing	100/20	3,720	144.00	142.00	143.25	142.00	1.25	1,200	142.50	140.50	2.00	9707	28/12/97	18.99	7.54	16.00	11.17	122.67	1.17
Samorita Hospital	100/50	100	105.00	105.00	105.00	107.25	(2.25)	-	-	102.00	-	9706	19/3/98	3.91	26.85	-	-	109.22	0.96
Shine Pukur Holdings	100/50	19,500	83.75	78.00	80.75	84.25	(3.50)	7,900	81.00	78.50	2.50	9612	30/11/97	10.21	7.91	10.00	12.38	103.50	0.78
Miscellaneous																			
Apex Footwear	100/20	220	225.00	220.00	221.25	220.50	0.75	-	-	226.00	-	9712	14/5/98	21.92	10.09	25.00	11.30	207.24	1.07
Apex Tannery	100/10	1,310	230.00	224.00	226.25	220.00	6.25	270	223.75	224.25	(0.50)	9706	28/12/97	2.71	83.49	25.00	11.05	413.98	0.55
Aramit	10/50	654,400	58.60	54.00	58.50	54.00	4.50	4,500	56.70	53.10	3.60	9712	27/9/98	3.49	16.76	2.30	3.93	26.79	2.18
Aramit Cement	100/50	5,700	137.75	135.00	136.00	134.00	2.00	50	134.00	133.00	1.00	9712	-	-	-	-	-	100.00	1.36
Bata Shoe	10/100	3,900	109.50	106.80	108.40	106.80	1.60	-	-	-	-	9712	3/6/98	11.92	9.09	9.00	8.30	37.01	2.93
BD Luggage	100/50	950	70.00	67.00	68.25	66.00	2.25	100	65.50	61.00	4.50	9606	-	-	-	-	-	100.00	0.68
Bengal Fine Ceramic	100/50	550	129.00	128.00	128.50	132.00	(3.50)	50	125.50	133.00	(7.50)	9706	24/12/97	9.10	14.12	10.00	7.78	100.48	1.28
BEXIMCO	10/100	9,200	63.00	61.40	61.90	62.10	(0.20)	-	-	62.50	-	9712	5/11/98	10.45	5.92	2.50	4.04	28.84	2.15
BSC	100/5	-	-	-	-	90.00	-	-	-	102.00	-	9606	19/12/96	(74.44)	-	-	-	(556.00)	-
Chittagong Cement	100/5	1,610	569.00	560.00	567.75	550.50	17.25	1,480	574.00	563.25	10.75	9706	22/1/98	34.95	16.24	30.00	5.28	160.30	3.54
Confidence Cement	100/20	720	242.75	239.00	240.75	239.50	1.25	140	244.25	248.50	(4.25)	9706	31/3/98	9.77	24.64	5.00	2.08	218.08	1.10
Excelsior Shoes	100/50	8,950	59.50	58.50	58.75	58.00	0.75	550	58.50	57.75	0.75	9709	31/3/98	8.02	7.33	-	-	121.58	0.48
Fu-Wang Ceramic	100/50	3,050	133.00	132.00	132.50	131.75	0.75	-	-	134.00	-	9710	-	5.24	25.29	-	-	106.87	1.24
GQ Ball Pen	10/50	200	135.00	132.00	133.50	131.70	1.80	-	-	131.00	-	9712	24/8/98	8.97	14.88	3.50	2.62	99.11	1.35
Highspeed Ship	100/5	-	-	-	-	-	-	-	-	-	-	9712	22/9/98	7.50	-	7.00	-	134.07	-
Himadri	10/100	-	-	-	-	-	-	-	-	-	-	9612	29/9/97	1.13	-	-	-	12.86	-
Lexco	100/10	1,690	164.00	160.00	163.00	161.75	1.25	-	-	173.00	-	9712	10/9/98	10.80	15.09	10.00	6.13	550.47	0.30
Mark BD Shilpa & Engg.	100/50	1,050	101.00	100.00	100.25	100.00	0.25	-	-	101.00	-	9706	29/12/97	13.54	7.40	11.00	10.97	218.88	0.46
Meghna Cement	100/50	500	164.00	161.25	162.00	161.50	0.50	200	166.00	164.25	1.75	9712	24/9/98	14.29	11.34	10.00	6.17	108.76	1.49
Monno Ceramic	100/5	320	501.00	485.00	496.25	493.00	3.25	120	539.00	491.50	47.50	9706	21/12/97	52.94	9.37	30.00	6.05	233.97	2.12
Niloy Cement	100/50	450	133.00	130.50	132.00	131.50	0.50	-	-	135.50	-	9703	-	-	-	-	-	100.00	1.32
Paragon Leather	100/50	1,250	74.00	72.00	72.75	70.25	2.50	150	73.75	72.25	1.50	9706	27/5/98	9.44	7.71	10.00	13.75	113.73	0.64
Phoenix Leather	100/5	-	-	-	-	300.00	-	-	-	-	-	9606	5/1/97	38.26	7.84	-	-	12.89	23.27
Rose Heaven Ball Pen	10/500	820,000	24.30	23.00	23.80	22.70	1.10	375,000	23.70	22.30	1.40	9702	-	0.90	26.44	-	-	16.44	1.45
Samata Leather	100/50	100	102.75	102.50	102.50	103.75	(1.25)	-	-	-	-	9712	-	6.05	16.94	-	-	176.72	0.58
Savar Refractories	100/5	6,240	72.50	68.25	70.00	67.75	2.25	-	-	-	-	9706	25/3/98	(9.18)	-	-	-	100.75	0.69
Standard Ceramic	100/50	150	150.00	150.00	150.00	145.00	5.00	-	-	154.75	-	9706	23/6/98	13.37	11.22	10.00	6.67	231.99	0.65
Texpick Industries	100/10	-	-	-	-	98.50	-	-	-	-	-	9706	24/12/97	1.24	79.44	-	-	128.69	0.77
The Engineers	100/5	-	-	-	-	101.00	-	-	-	-	-	9608	27/12/97	75.82	1.33	10.00	9.90	387.50	0.26
Usmania Glass	100/5	85	283.75	271.00	276.75	283.75	(7.00)	-	-	292.00	-	9706	6/3/98	(3.66)	-	15.00	5.42	340.72	0.81
Insurance																			
BGIC	100/10	50	295.00	280.00	285.00	280.00	5.00	-	-	270.00	-	9712	10/9/98	39.57	7.20	25.00	8.77	234.52	1.22
Central Insurance	100/20	100	162.00	162.00	162.00	180.00	(18.00)	-	-	171.00	-	9712	16/9/98	26.00	6.23	20.00	12.35	157.46	1.03
Delta Life Insurance	100/5	-	-	-	-	564.50	-	-	-	625.00	-	9612	24/6/97	-	-	26.00	4.61	100.00	5.65
Eastern Insurance	100/20	80	156.00	150.00	153.00	153.00	-	-	-	205.31	-	9712	12/8/98	28.93	5.29	20.00	13.07	158.46	0.97
Eastland Insurance	100/20	60	162.00	161.00	161.25	165.00	(3.75)	-	-	180.00	-	9712	27/7/98	31.01	5.20	18.00	11.16	213.01	0.76
Federal Insurance	100/50	-	-	-	-	145.25	-	-	-	155.00	-	9612	22/8/98	18.45	7.87	18.00	12.39	151.09	0.96
Green Delta Insurance	100/10	50	500.00	500.00	500.00	500.00	-	-	-	500.00	-	9712	25/6/98	58.11	8.60	35.00	7.00	282.66	1.77
Janata Insurance	100/20	-	-	-	-	112.00	-	-	-	118.00	-	9612	1/12/97	(43.76)	-	-	-	102.20	1.10
Karnaphuli Insurance	100/20	140	148.50	148.00	148.25	148.00	0.25	-	-	-	-	9712	24/9/98	21.11	7.02	18.00	12.14	181.20	0.82
National Life Insurance	100/20	-	-	-	-	190.00	-	-	-	332.50	-	9712	4/7/98	-	-	-	-	100.00	1.90
People Insurance	100/20	-	-	-	-	635.00	-	-	-	603.00	-	9712	7/9/98	31.34	20.26	21.00	3.31	243.19	2.61
Phoenix Insurance	100/20	-	-	-	-	225.00	-	-	-	238.00	-	9712	20/5/98	38.56	5.84	30.00	13.33	205.42	1.10
Pragati Insurance	100/10	-	-	-	-	470.00	-	-	-	478.25	-	9712	22/7/98	79.08	5.94	35.00	7.45	438.47	1.07
Purabi Insurance	100/50	50	89.00	89.00	89.00	90.00	(1.00)	-	-	-	-	9512	30/9/96	(3.28)	-	-	-	102.05	0.87
Reliance Insurance	100/50	-	-	-	-	280.00	-	-	-	380.00	-	9712	22/6/98	50.43	5.55	30.00	10.71	363.45	0.77
Rupali Insurance	100/20	-	-	-	-	208.00	-	20	200.00	216.00	(16.00)	9712	10/8/98	32.55	6.39	25.00	12.02	254.12	0.82
Sandhani Life Insurance	100/50	350	104.00	101.00	102.25	100.00	2.25	-	-	100.50	-	9612	20/11/97	-	-	-	-	100.00	1.02
United Insurance	100/10	-	-	-	-	276.50	-	-	-	-	-	9712	17/5/98	27.90	9.91	20.00	7.23	206.28	1.34

DEBENTURE

Name	Nature of Debenutre	Year of Float	Date of Maturity	Date of Conversion	Interest Due	FV/ML Tk/Nos	Day's Closing Price DSE Tk	CSE Tk
Aramit Cement	14%, 20% Convertible, 80% Redeemable	1998	September, 2008	September, 2000	Mar, Sep	2500/2	2,164.00	
BCIL	17%, 20% Convertible, 80% Redeemable	1993	December 31, 1999	February 1, 1995	Jan, Jul	480/1		
BD Luggage	14%, 20% Convertible, 80% Redeemable	1996	September 5, 2003	September 5, 1998	Mar, Sep	2500/2	1,780.00	
BD Zipper	14%, 20% Convertible, 80% Redeemable	1995	August 1, 2002	August 1, 1997	Feb, Aug	1800/2	1,280.00	
BEXIMCO	17%, 100% Redeemable	1989	October 11, 1998		Oct, Apr	162/1		
Beximco Denims	14%, 100% Redeemable	1995	July 10, 2005		Jan, Jul	2500/2		
Beximco Fisheries	14%, 100% Redeemable	1994	May 1, 2004		Jan, Jul	2571.42/1	2,215.00	
Beximco Infusion	17%, 100% Redeemable	1992	October 31, 2000		Oct, Apr	700/2		
Beximco Synthetics	14%, 100% Redeemable	1993	September 1, 2003		Mar, Sep	1963/2		
Beximco Textile	14%, 100% Redeemable	1995	July 1, 2005		Jan, Jul	2500/2		
Beximco Knitting	14%, 20% Convertible, 80% Redeemable	1994	July 1, 2004	July 1, 1995	Jan, Jul	2056/2	1,783.75	
Eastern Housing	15%, 10% Convertible, 90% Redeemable	1994	January 1, 2000	July 1, 1995	Jan, Jul	1687.5/1		

COMPANY CALENDAR

Company	Declaration Year End	Div/Bon/Rght	Book Closure From	To	AGM/EGM Date & Time	Venue
Beximco Infusion	9712	25%	20/10/98	15/11/98	15/11/98 10.30am	Hotel Sonargaon
Beximco Knitting	9712	20%	20/10/98	15/11/98	15/11/98 3.30pm	Hotel Sonargaon
CMC Kamal	9712		21/10/98	10/11/98	16/11/98	Hotel Purbani
Beximco Synthetics	9712	25%	21/10/98	19/11/98	19/11/98 10.30am	Hotel Sonargaon
Beximco Fisheries	9712	10% F	21/10/98	19/11/98	19/11/98 3.30pm	Hotel Sonargaon
Uttara Bank	9712		26/10/98	24/11/98	24/11/98	Officers Club
Apex Tannery	9806	25%	29/10/98	26/11/98	26/11/98	Gulshan Youth Club
Beximco Pharma	9712	30%	13/11/98	10/12/98	10/12/98 10.30am	1 Shahbagh C/A
Shine Pukur	9712	5%F 5%(98)	13/11/98	10/12/98	10/12/98 3pm	1 Shahbagh C/A
Sandhani Life Ins	9712	5%	26/11/98	10/12/98	10/12/98	Party Place
Saiham Tex	9806	10%	29/10/98	19/11/98	19/11/98	BCIC Auditoriam
Stylecraft	9803	20%	06/11/98	11/12/98	11/12/98 6.30pm	Hotel Purbani
Apex Weaving	9806		19/11/98	10/12/98	10/12/98 11.3am	Factory Premises
Quasem Drycell	9806	20%	17/11/98	10/12/98	10/12/98 11.3am	Factory Premises
NBL	9712		13/11/98	24/11/98	24/11/98 11am	Engineers ins.
Desh Garment	9806		17/11/98	02/12/98	2/12/98 11am	Hotel Razmoni
Monno Jute Stff	9712	20%	17/11/98	01/12/98	1/12/98 3. pm	Hotel Purbani
Monno Jutex	9806	75%	18/11/98	02/12/98	2/12/98 3.pm	Hotel Purbani
Gachihata Aqua.	9804		16/11/98	30/11/98	30/11/98 2.pm	Farm Site

Company	Declaration Year End	Div/Bon/Rght	Book Closure From	To	AGM/EGM Date & Time	Venue
Mita Textile	97&9806	5%	20/11/98	07/12/98	7/12/98 11.am	Factory Premises
Monno Ceramics	9806	35%	19/11/98	10/12/98	10/12/98 9.30.am	Gulshan Youth Club
Monno Fabrics	9712		19/11/98	10/12/98	10/12/98 3pm	Gulshan Youth Club
Pharma Aid	9806		19/12/98	27/12/98	27/12/98 2am	37/A Segun Bagicha
AMCL (Pran)	9806	20%	19/11/98	15/12/98	15/12/98 3pm	Hotel Sonargaon
Aftab Auto	9808	16%	24/11/98	17/12/98	17/12/98 10.3 am	Sishu Academy
BD Zipper	9806	11%	25/11/98	17/12/98	17/12/98 2.3 pm	Doel Com. Savar
BCIL	9806	10%			17/12/98 11.3 am	Doel Com. Savar
Pubali Bank	9712		23/11/98	29/11/98	29/11/98 10am	Head Office
Singer BD	9812	40% I	17/11/98	25/11/98		
Purabi G. Ins	9812	5% I				
Chic Tex	9806	5%	25/11/98	17/12/98	17/12/98 11 am	Priyanka Com. Cent.
Islam Jute	9806		26/11/98	10/12/98	10/12/98 10.3am	Reg. Office
Federal Ins.	9712		26/11/98	17/12/98	17/12/98 11 am	Hotel Sonargaon
Apex Food	9806	20%	26/11/98	12/12/98	12/12/98 3pm	Factory Premises
Apex Tannery	9806		29/11/98	26/12/98	26/12/98 3pm	Youth Club, Gulshan
Amam Sea Food	9806		23/11/98	07/12/98	7/12/98 3.30pm	Shoot. Com. Gulshan
Apex Spinning	9803		23/11/98	07/12/98	7/12/98 11.3am	Shoot. Com. Gulshan
EHL	9807	16%	28/11/98	27/12/98	27/12/98 11am	Officers Club

NOTES

FV/ML : Face Value / Market Lots; Vol : Volume; P/E (x) : Price/Earning (Times); Price/NAV(x) : Price/Net Asset Value(Times); Avg. : Average; Nos : Numbers

TK/Nos : Taka/Number of Shares; EPS : Earning Per Share; DPS : Dividend Per Share; Tkm : Taka in Million; Prev. : Previous; Chg. : Change

Prepared by The Daily Star in collaboration with Securities Consultants Limited