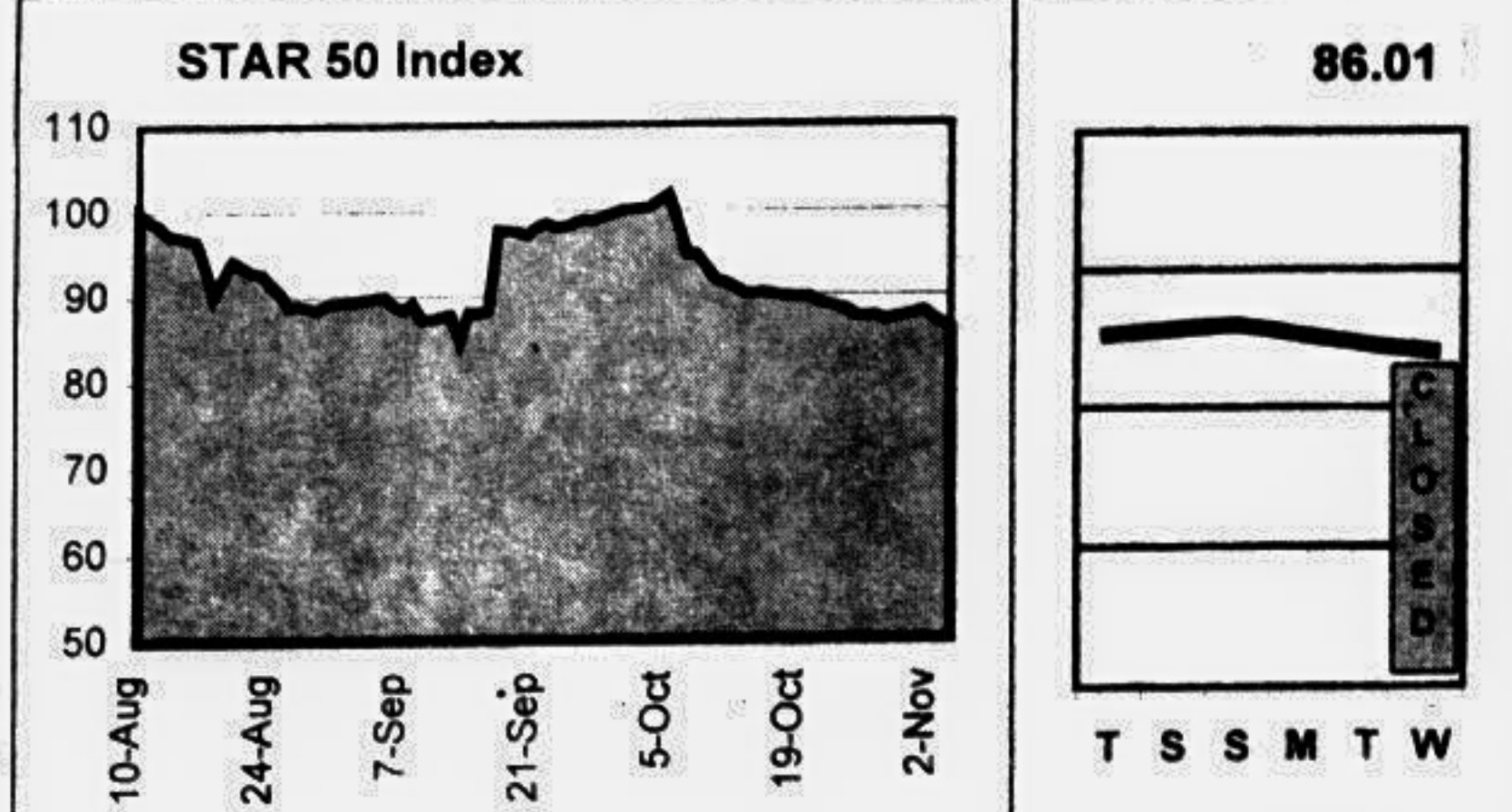


The Daily Star BUSINESS

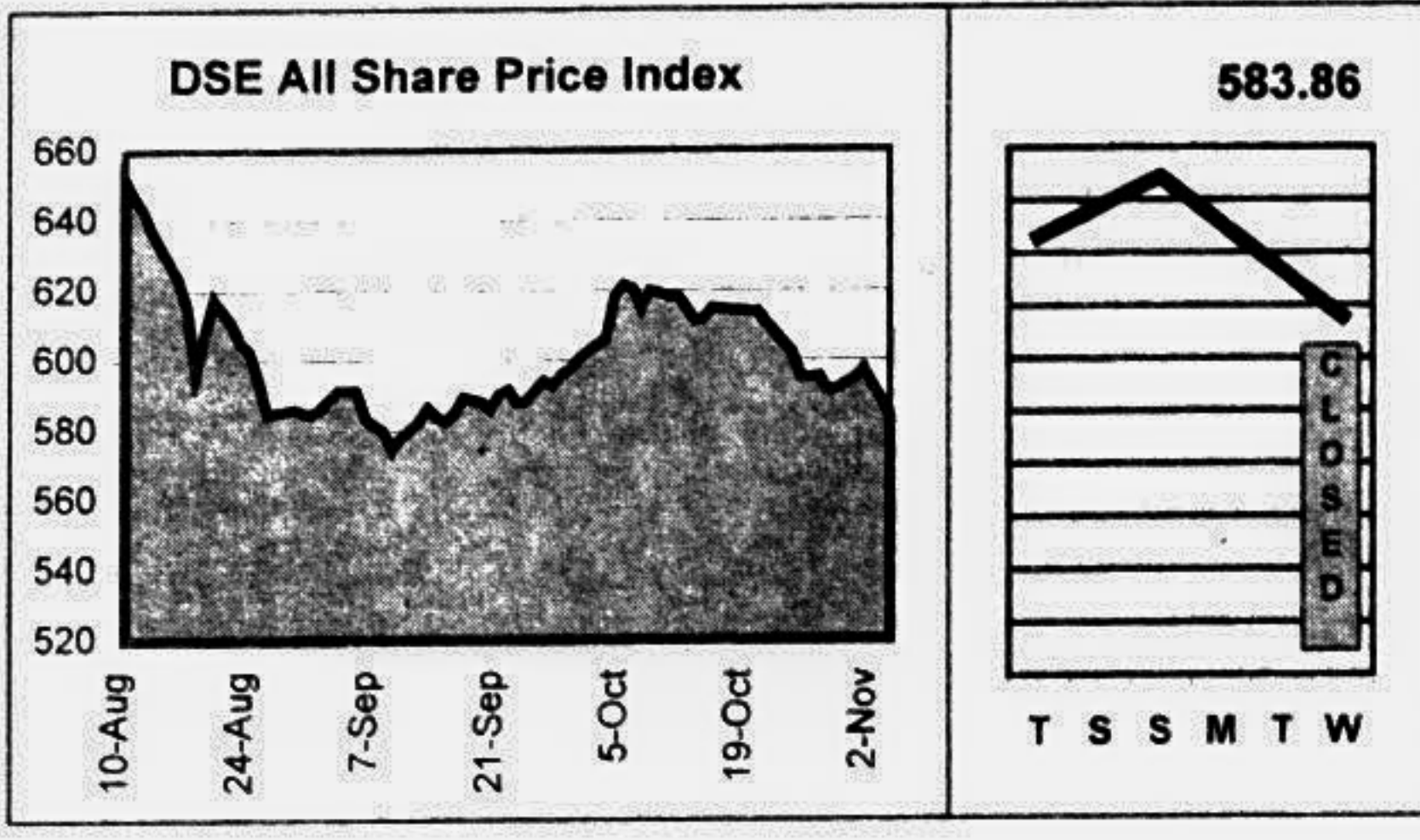


DAY'S MARKET November 4, 1998. All Share Price Index: 583.86 (4.45). Market Capitalisation (cr Tk): 5,306.02. Turnover Volume (000): 9,111.

Fifty companies have been chosen for calculation of the STAR 50 Index based on their market capitalisation, liquidity, free float and corporate track record.

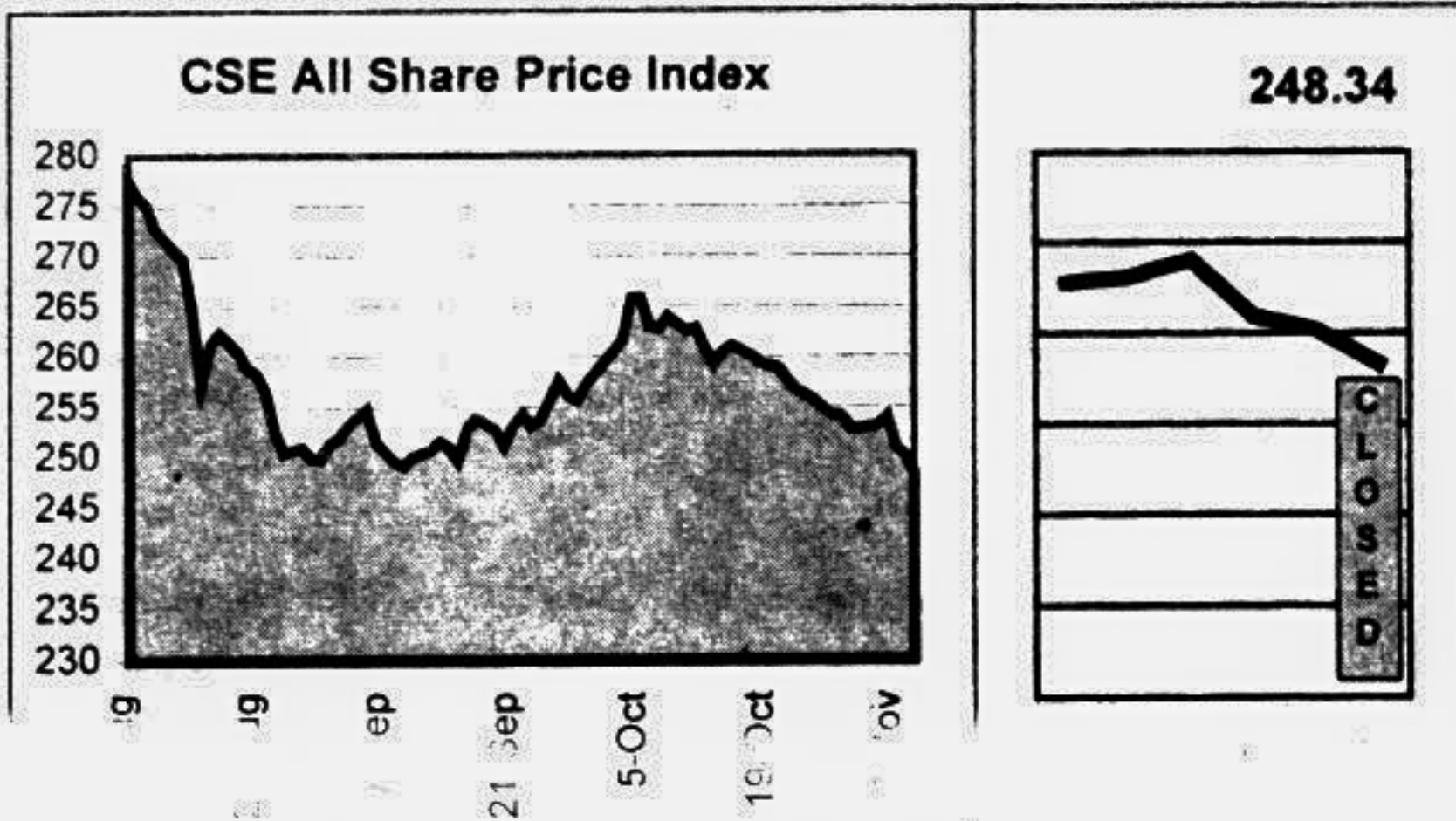
DAY'S MARKET LEADERS

TURNOVER LEADERS. DSE: 1. Shampur Sugar (2,757,464), 2. Quasem Silk (1,355,378). CSE: 1. Ashraf Tex (2,178,478), 2. Eagle Star Tex (2,994,410).



CAPITAL GAINERS

DSE: 1. Jute Spinners (0.02, 10.81), 2. Shampur Sugar (2.57, 10.81). CSE: 1. CMC Kamal Tex (0.75, 10.34), 2. Apex Food (0.01, 12.66).



CAPITAL LOSERS

DSE: 1. Modern Ind (0.07, (8.81)), 2. BLTC (0.01, (8.97)). CSE: 1. National Polymer (0.04, (17.32)), 2. Apex Food (0.01, (12.66)).

LEAGUE TABLE

Table with columns: Company Name, Market Performance (Dhaka Stock Exchange, Chittagong Stock Exchange), AGM, Financial Performance (EPS, PE, DPS, Yield, NAV, P/B Ratio).

LEAGUE TABLE

Table with columns: Company Name, Market Performance (Dhaka Stock Exchange, Chittagong Stock Exchange), AGM, Financial Performance (EPS, PE, DPS, Yield, NAV, P/B Ratio).

DEBENTURE

Table with columns: Name, Nature of Debenture, Year of Issue, Date of Maturity, Date of Conversion, Interest, FV/ML, Day's Closing Price (DSE, CSE).

COMPANY CALENDAR

Table with columns: Company, Declaration, Book Closure, AGM/AGM/AGM, Company, Declaration, Book Closure, AGM/AGM/AGM.

NOTES

FV/ML: Face Value / Market Lots. Vol: Volume. P/E (x): Price/Earning (Times). Price/NAV(x): Price/Net Asset Value (Times).