
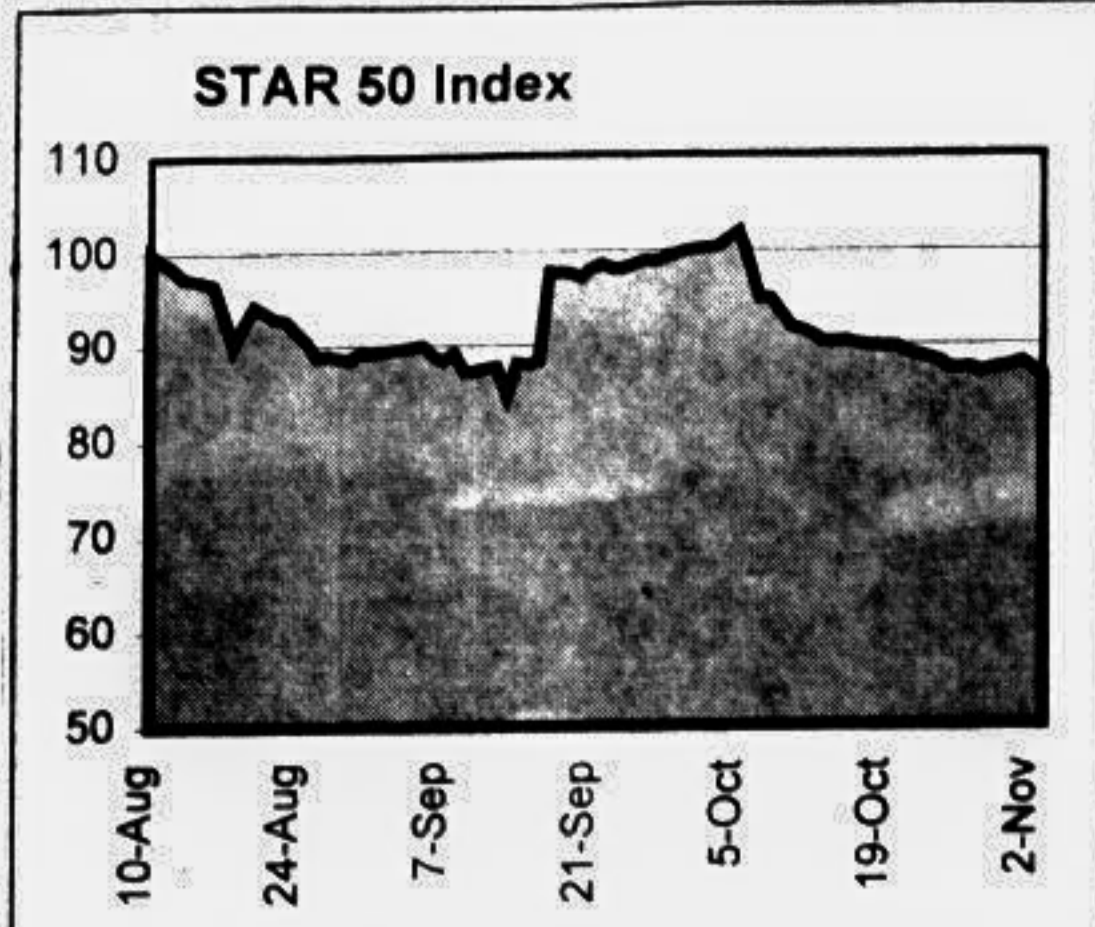


# The Daily Star BUSINESS



### DAY'S MARKET

November 3, 1998

DSE	586.31	CSE	250.17
Change in Index (pts)	(4.48)		(0.76)
Change in Index (%)	-0.76%		-0.30%
Market Capitalisation (Cr Tk)	5,346.43		4,432.98
Market Capitalisation (mil US\$)	1,113.84		923.54
Turnover Volume ('000)	21,868		5,284
Turnover Value (Cr Tk)	48.68		11.66
No. of Issues Traded	150		52
No. of Issues Gained	27		7
No. of Issues Incurred Loss	114		43
No. of Issues Unchanged	9		2
Price Earning Ratio (x)	8.39		8.36
Dividend Yield (%)	6.80		7.11

Fifty companies have been chosen for calculation of the STAR 50 Index based on their market capitalisation, liquidity, free float and corporate track record. The Base Period for the Index is August 10, 1998. The calculation has been done according to the widely used International Finance Corporation formula.

### DAY'S MARKET LEADERS

#### TURNOVER LEADERS

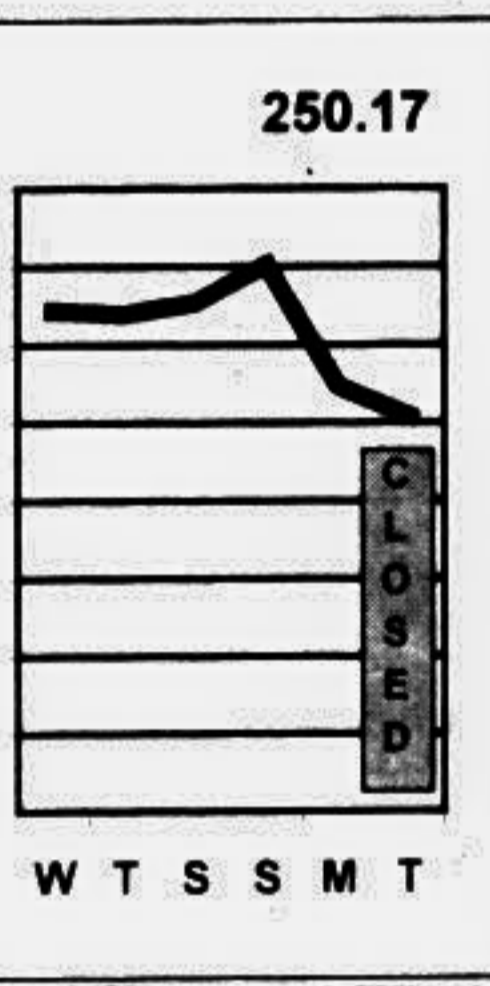
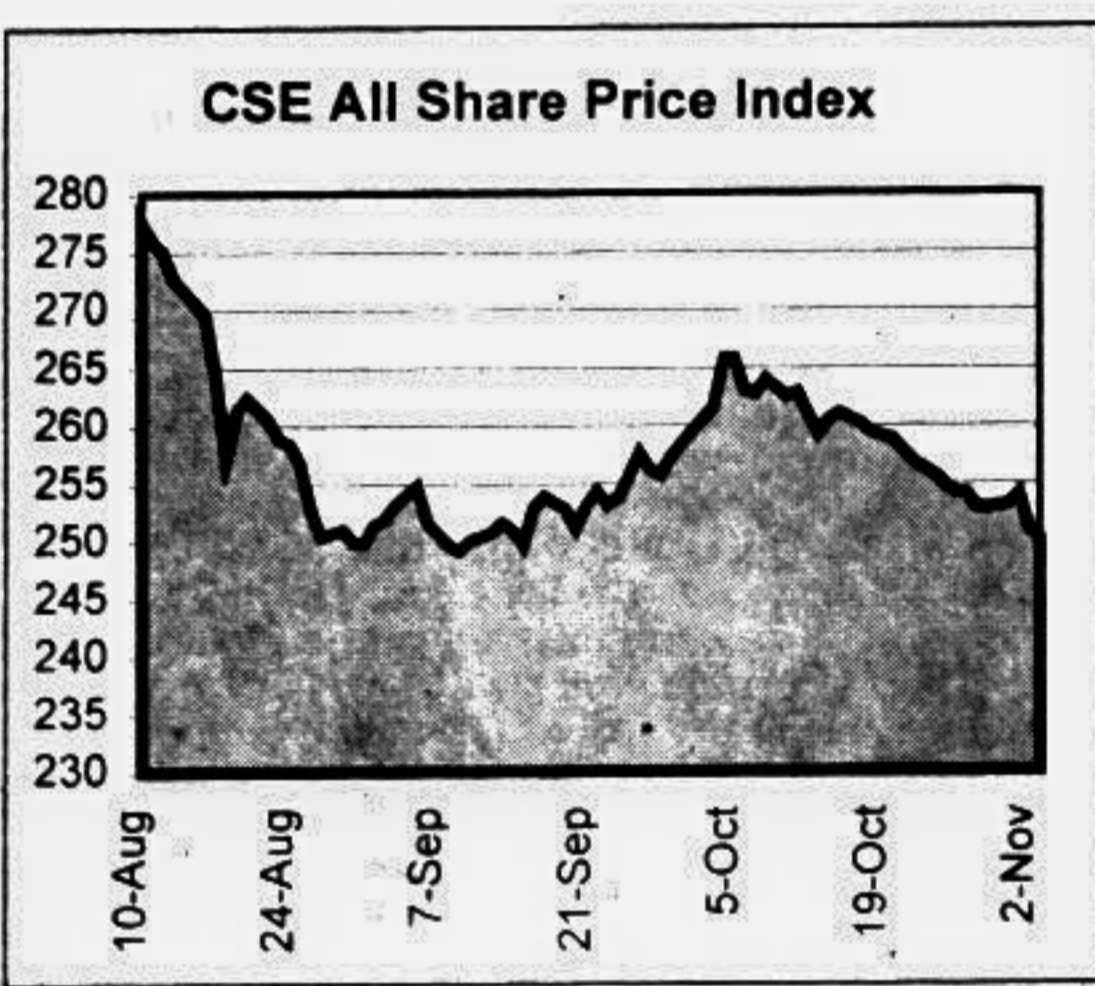

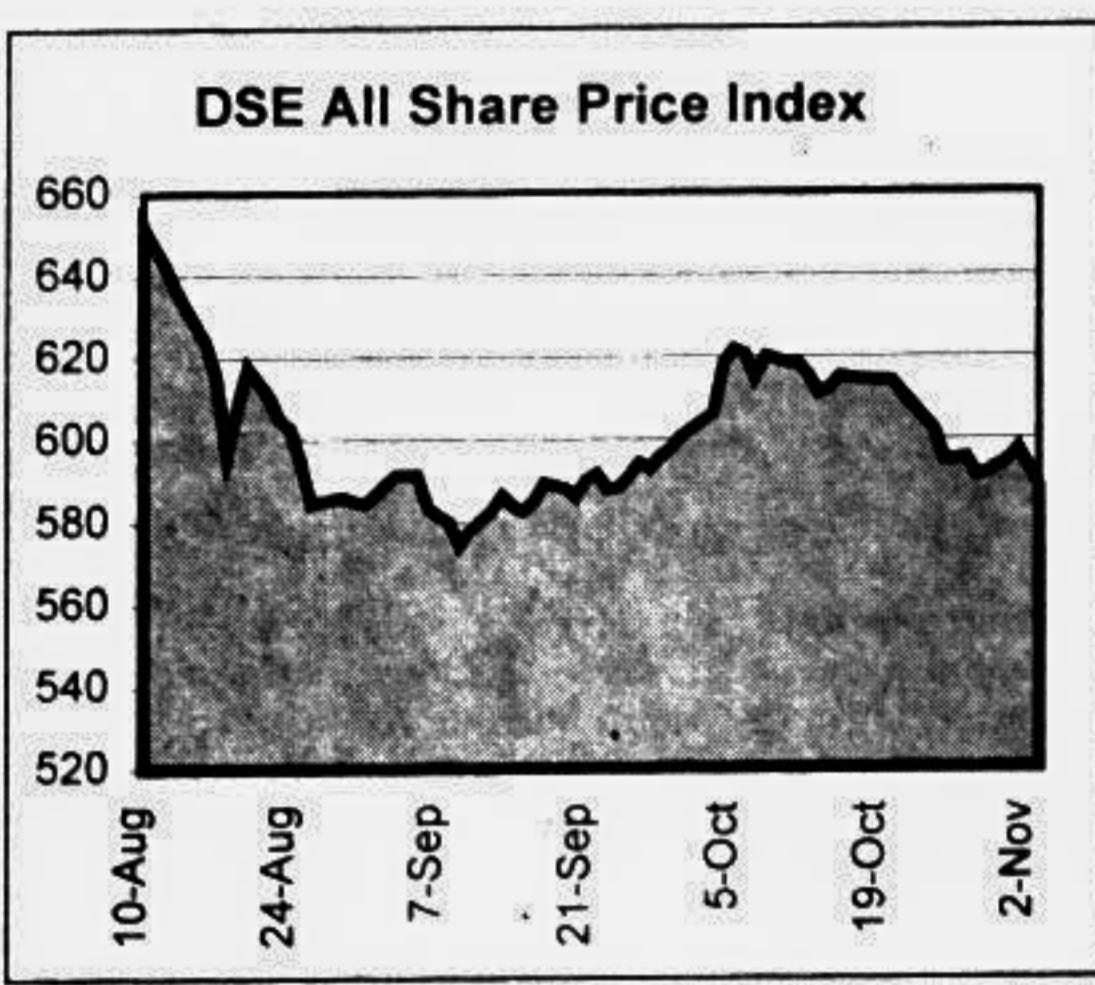
DSE	Vol	Value	CSE	Vol	Value
'000	Tmn	'000	Tmn	'000	Tmn
1 Quasem Silk	10,439	270.36	1 Quasem Dryoil	2,417	61.34
2 Zeal Bangla	2,278	30.76	2 ACI	380	13.31
3 Rupon Oil	2,175	28.49	3 Eagle Star Tex	983	13.28
4 Quasem Dryoil	924	23.56	4 Ashraf Tex	579	12.50
5 Shampur Sugar	1,451	22.34	5 Chic Tex	754	8.21
6 Saleh Carpet	1,363	17.17	6 Rose Heaven	108	2.74
7 Aramit Ltd.	204	10.75	7 Beximco Pharma	34	1.89
8 ACI	272	9.49	8 Cig. Cement	1	0.69
9 Ashraf Tex	430	9.12	9 Shine Pukur	6.65	0.56
10 Eagle Star Tex	632	8.54	10 BATC	5	0.51

#### CAPITAL GAINERS

DSE	Vol	Change	CSE	Vol	Change
'000	%	'000	%	'000	%
1 Quasem Silk	10,439	16.14	1 BATC	5.00	6.47
2 Purabi G. Ins	0.05	8.86	2 Al Arafa	0.01	4.80
3 Quasem Tex	47.86	8.21	3 Sreepur Tex	0.05	1.49
4 Perfume Chem	13.65	3.24	4 BD Chemical	0.10	1.32
5 Padma Oil	0.20	3.11	5 Delta Millara	0.02	0.78
6 Aramit Ltd.	204.30	1.94	6 Bengal Biscuit	0.10	0.60
7 5th ICB	0.06	1.75	7 Square Pharma	0.10	0.03
8 Zeal Bangla	2,278.30	1.50			
9 Paper Processing	14.62	1.48			
10 Samorita Hos	0.20	1.42			

#### CAPITAL LOSERS

DSE	Vol	Change	CSE	Vol	Change
'000	%	'000	%	'000	%
1 Amam Sea Food	0.31	(11.16)	1 CMC Kamal Tex	0.05	(17.14)
2 Pharma Aids	0.01	(9.52)	2 AB Bank	0.14	(11.30)
3 Dhaka Veg	0.50	(8.80)	3 Lexco	0.03	(8.22)
4 Sonali Paper	11.50	(7.54)	4 BD Chemical	0.01	(5.71)
5 TBL	0.07	(7.43)	5 Gachhiata	1.55	(5.51)
6 Standard Cera	0.05	(5.81)	6 Federal Ins	0.10	(4.69)
7 Dulamia Cotton	0.25	(5.63)	7 Cig. Vegetable	0.14	(4.59)
8 AB Bank	0.01	(5.26)	8 Paragon Leather	0.10	(3.97)
9 Apex Tannery	4.13	(5.26)	9 AMCL	0.07	(3.74)
10 Monopol	0.10	(5.08)	10 Monno Fabrics	0.40	(3.43)



### LEAGUE TABLE

Company Name	FV/M	Market Performance						AGM				Financial Performance									
		Dhaka Stock Exchange			Chittagong Stock Exchange			Year	Date	EPS	PE	DPS	Yield	NAV	P/B						
		Vol	Days High	Days Low	Days Closing	Prev. Closing	Net Chg									Vol	Days Closing	Prev. Closing	Net Chg		
<b>Banks</b>																					
Al Arafa	10005	10	980.00	980.00	980.00	988.75	(18.75)	10	1001.00	957.00	44.00	9803	312.86	3.13						1,318.80	0.74
Al Baraka Bank	10005	2	320.00	320.00	320.00	320.00						9612	161097	(1,042.92)						(2,586.00)	
Al Bangladesh Bank	10005	5	50.00	50.00	50.00	95.00	(5.00)	140	82.25	104.00	(11.75)	9712	12998	24.03	3.75	10.00	11.11	177.92	0.51		
City Bank	10005											9612	141297	97.09	1.08					4.20	25.00
Eastern Bank	10020											9612	201197	37.10	2.98					(1,553.00)	
IDC	10020	60	609.00	608.00	608.25	600.00	8.25					9712	21598	59.60	10.21	30.00	4.93	214.74	2.83		
IFC Bank	10005											108.00		20.29	5.04					203.96	0.50
Islami Bank	10001	10	2,165.00	2,155.00	2,164.00	2,157.75	6.25					2,025.00		302.18	6.72	21.00	0.97	3,025.20	0.55		
National Bank	10005											9612	41297	30.68	2.36					199.98	0.36
Punjab Bank	10010											9612	301297	(198.44)						61.06	1.72
RCBL	10005	5	87.00	87.00	87.00	86.00	1.00					9612	30598	1.36	55.15					(134.40)	
United Leasing	10020											9612	27897	34.66	2.51					198.58	0.44
Utara Bank	10005											9712	27598	91.23	10.85	24.00	2.42	356.91	2.77		
Utara Finance	10005	800	231.00	230.00	230.50	233.00	(2.50)					9612	181197	3.49	25.22					256.57	0.36
												9712	30698	12.83	11.97	10.00	4.34	106.12	2.17		
<b>Investment</b>																					
1st BSR MF	10050											9806	211098	119.44	8.65	70.00	6.77	359.74	2.87		
1st ICB MF	10005											9806	211098	10.49	40.04	30.00	7.14	141.57	2.97		
2nd ICB MF	10005											9806	211098	18.89	17.86	35.00	10.81	234.79	1.41		
3rd ICB MF	10005											9806	211098	72.00	10.14	32.00	11.35	167.85	0.58		
4th ICB MF	10010	20	282.00	282.00	282.00	285.00	(3.00)					9806	211098	16.93	12.02	22.00	10.81	134.46	1.11		
5th ICB MF	10010	60	204.00	203.00	203.50	200.00	3.50					9806	211098	15.32	15.00	20.00	10.42	184.61	1.10		
6th ICB MF	10010	360	156.00	145.00	150.00	157.00	(7.00)					9806	211098	9.99	15.87	18.00	12.00	133.10	1.11		
7th ICB MF	10005	150	136.00	129.00	133.25	138.00	(4.75)					9806	211098	6.72	19.83	14.00	10.51	119.42	1.12		
8th ICB MF	10005	250	123.00	120.00	121.25	126.00	(1.75)					9806	211098	3.35	36.19	12.00	9.50	116.60	1.04		
ICB	10005											9806	211098	22.06	9.52	7.00	3.33	285.84	0.73		
<b>Engineering</b>																					
Atlas Automobile	10005	430	188.00	185.00	187.25	186.25	1.00					9708	281297	7.46	25.10	12.00	6.41	226.22	0.83		
Arjun Galvanizing	10050											9706	20598	21.44	8.47	15.00	9.26	106.44	1.71		
Atlas Bangladesh	10050	1,450	157.00	155.00	155.90	158.80	(2.90)					9706	201297	22.39	6.96	15.00	5.62	59.89	2.90		
Aziz Pipe	10005	400	540.00	536.00	538.75	540.00	(1.25)					9712	30758	13.53	39.82	15.00	7.28	544.82	0.59		
BD Adcoars	10005	1,425	82.75	80.00	81.25	82.25	(1.00)					9706	301297	11.69	6.96			130.72	0.62		
BD Lampas	10005	250	770.00	738.00	757.50	771.25	(13.75)					9712	30698	20.48	21.72	30.00	3.96	3,025.20	0.55		
BDMCO	10010											9612	41297	30.68	2.36					(95.75)	
Bengal Steel	10050											9612	27897	(1.40)						2.34	475.94
Eastern Cables	10005	2,090	131.00	129.50	129.75	131.25	(1.50)					9706	30598	7.88	16.89			137.77	0.84		
Karm Pipe	10005	100	128.00	117.00	119.50	125.00	(5.50)					9612	241297	(25.81)						106.73	1.71
Kay & Que	10050	1,300	200.00	200.25	204.00	205.75	(5.75)					9612	28897	19.99	18.56	12.50	6.13	119.30	1.11		
Metals Corp.	10005											9506	24456	(562.54)						(3,101.40)	
Monno Jute Spinning	10005											9612	31297	15.68	19.13	12.50	4.17	229.43	1.32		
National Tubes	10010	10	532.00	515.00	522.25	525.00	(2.75)					9706	19058	156.55	10.91	75.00	4.78	328.79	2.49		
Cyclic Industries	10005	7,365	194.50	192.00	192.00	194.50	(2.50)					9706	201297	194.25	3.18	15.00	28.77	230.00	2.27		
Quasem Dryoil	10005	924	100.25	25.00	25.00	25.80	(0.30)					2,417.50	25.90	25.80	0.30					2,417.50	0.30
Ranek Jutes	10005											9706	7897	3.01	8.47	1.50	5.88	33.89	0.75		