
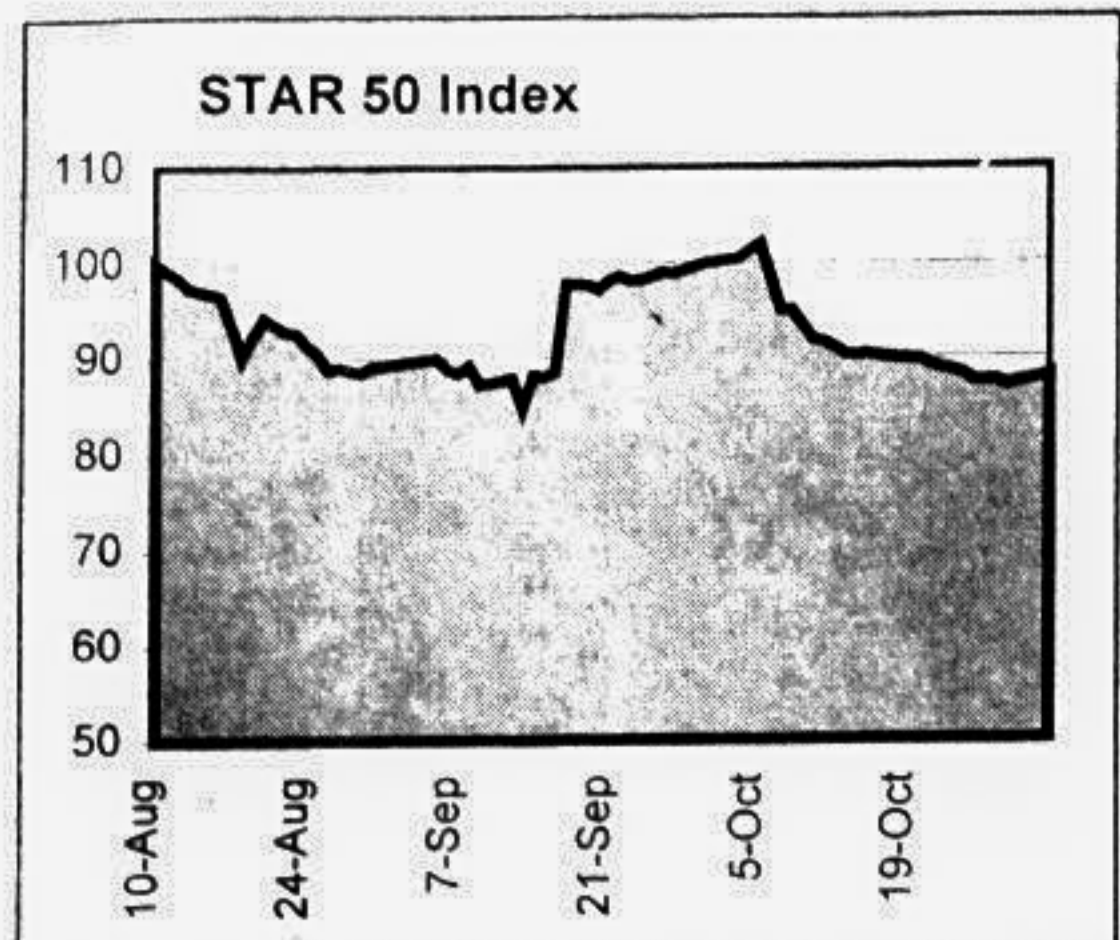


The Daily Star BUSINESS



DAY'S MARKET November 1, 1998. Table with columns for DSE and CSE, listing All Share Price Index, Change in Index (pts), Change in Index (%), Market Capitalisation (cr Tk), Market Capitalisation (ml US\$), Turnover Volume ('000), Turnover Value (cr Tk), No. of Issues Traded, No. of Issues Gained, No. of Issues Incurred Loss, No. of Issues Unchanged, Price Earning Ratio (x), and Dividend Yield (%).

Fifty companies have been chosen for calculation of the STAR 50 Index based on their market capitalisation, liquidity, free float and corporate track record. The Base Period for the Index is August 10, 1998. The calculation has been done according to the widely used International Finance Corporation formula.

DAY'S MARKET LEADERS


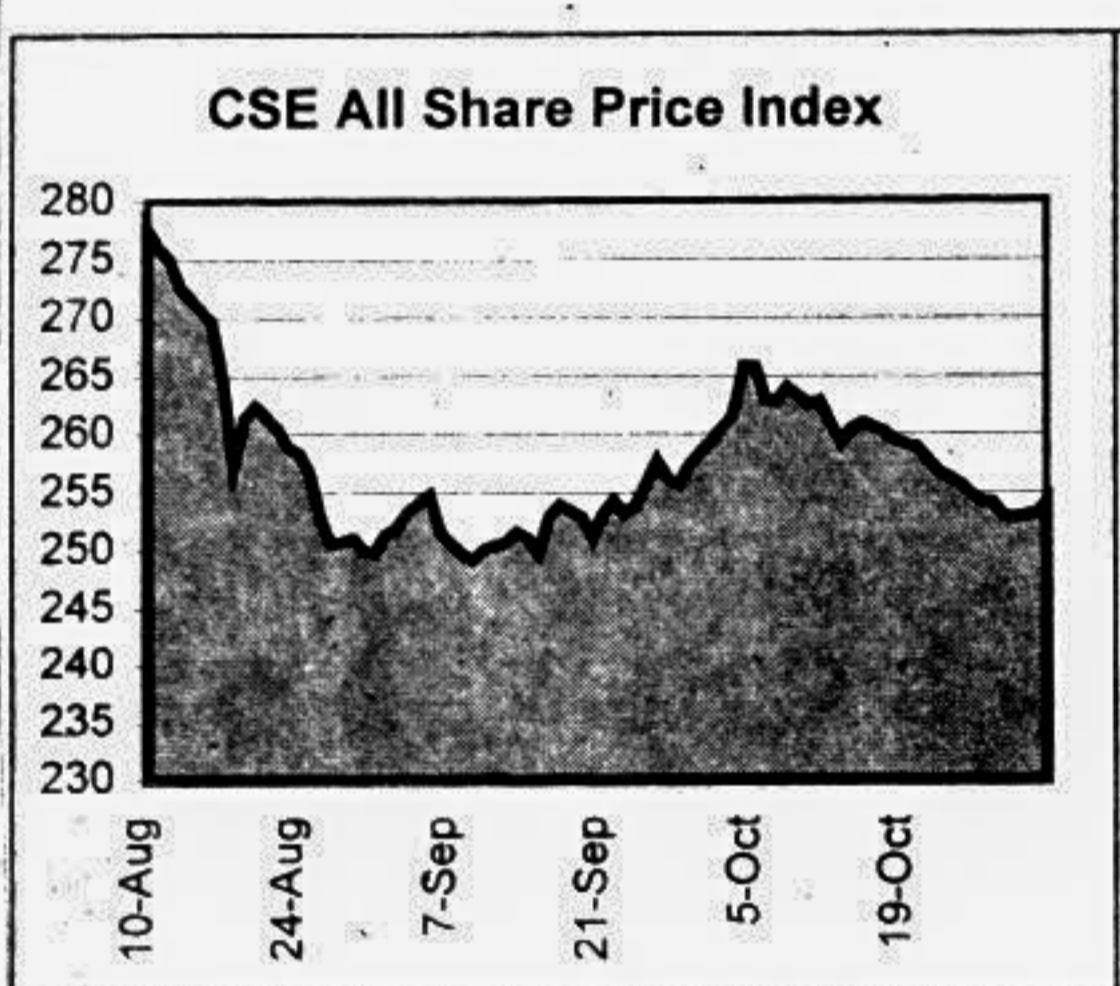
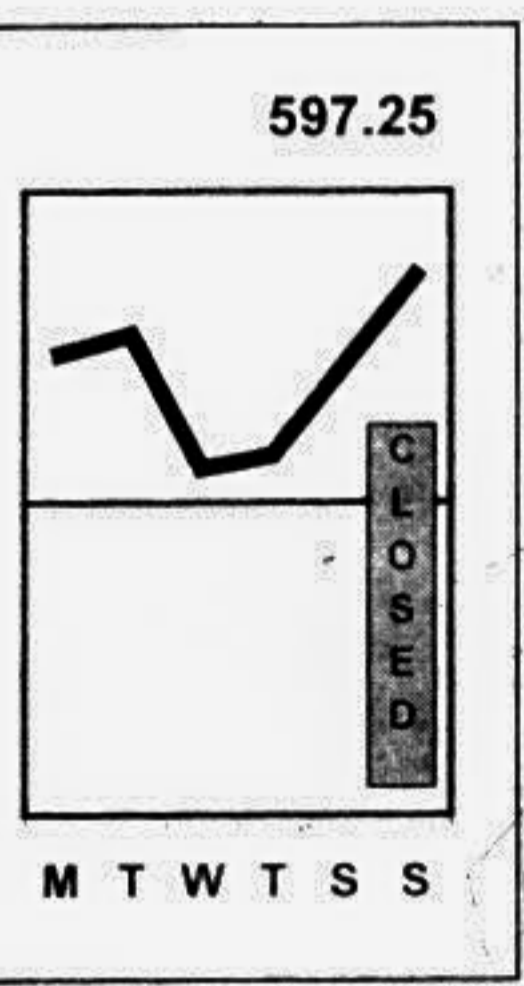
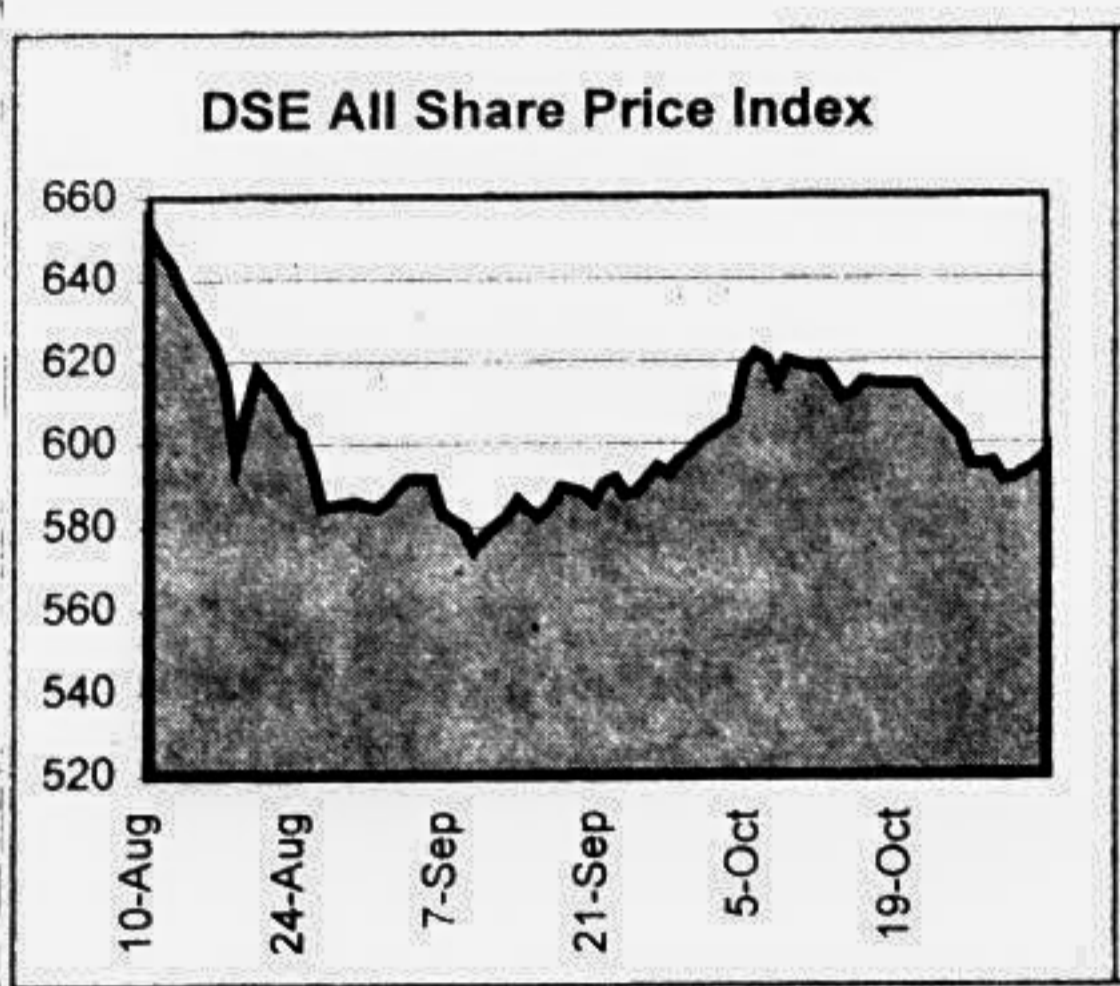
Table with columns: DSE, Vol, Value, CSE, Vol, Value. Lists top performing stocks like 1. Shampur Sugar, 2. Chic Textile, 3. Ashraf Textile, etc.

CAPITAL GAINERS

Table with columns: DSE, Vol, Change, CSE, Vol, Change. Lists stocks with significant price increases like 1. Aramit Ltd., 2. Dosh Garments, 3. Shampur Sugar, etc.

CAPITAL LOSERS

Table with columns: DSE, Vol, Change, CSE, Vol, Change. Lists stocks with significant price decreases like 1. Pharma Aids, 2. Agri. Marketing, 3. Renwick Jaj, etc.



LEAGUE TABLE

Large table with columns: Company Name, FV/M, Market Performance (Dhaka Stock Exchange, Chittagong Stock Exchange), AGM, Financial Performance (EPS, PE, DPS, Yield, NAV, Price/NAV). Lists various companies across different sectors like Banks, Investment, Engineering, Food & Allied, Jute, Textile, etc.

LEAGUE TABLE (continued) showing detailed market performance and financial data for various companies, including Pharma & Chemical, Paper & Printing, Services & Real Estate, and Insurance.

DEBENTURE

Table with columns: Name, Nature of Debenutre, Year of Float, Date of Maturity, Date of Conversion, Interest, FV/M, Day's Closing Price (DSE, CSE). Lists various debenture offerings from companies like Aramit Cement, BCL, BD Luggage, etc.

COMPANY CALENDAR

Table with columns: Company, Declaration, Div/Bonus, From, To, Date & Time, AGM/EGM, Venue, Company, Declaration, Div/Bonus, From, To, Date & Time, AGM/EGM, Venue. Lists upcoming corporate events for various companies.

NOTES: FV/M: Face Value / Market Lots, Vol: Volume, PE (x): Price/Earning (Times), Price/NAV(x): Price/Net Asset Value(Times), Avg. Prev.: Average Previous, Nos. Chg.: Numbers Change.