# The Daily Star BUSINESS



## STAR 50 Index

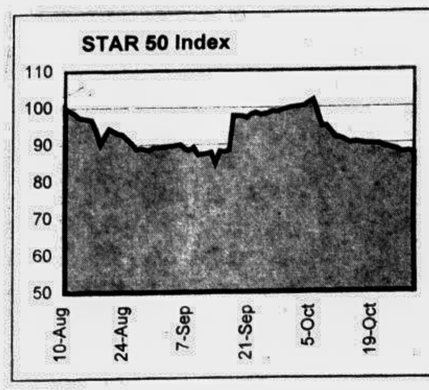


87.00

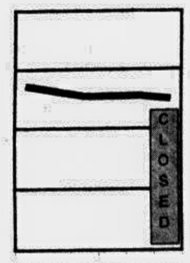


Fifty companies have been chosen for calculation of the **STAR 50 Index** based on their market capitalisation, liquidity, free float and corporate track record. The **Base Period** for the Index is **August 10, 1998**. The calculation has been done according to the widely used International Finance Corporation formula.

## DSE All Share Price Index

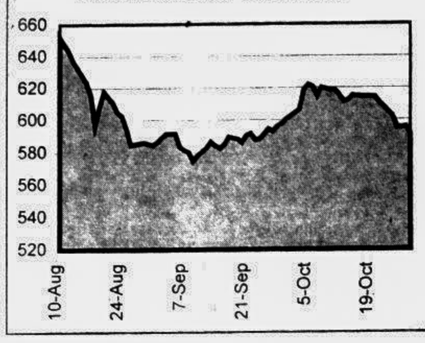


591.08




## CSE All Share Price Index

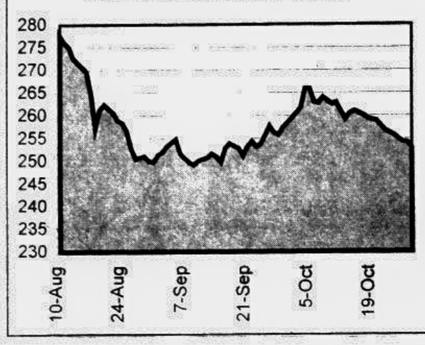


252.86




## DAY'S MARKET
### October 28, 1998

| | DSE | CSE |
|---|---|---|
| All Share Price Index | 591.08 | 252.86 |
| Change in Index (pts) | (4.31) | (1.22) |
| Change in Index (%) | -0.72% | -0.48% |
| Market Capitalisation (cr Tk) | 5,371.64 | 4,480.83 |
| Market Capitalisation (mil US$) | 1,119.09 | 933.51 |
| Turnover Volume ('000) | 8,563 | 6,282 |
| Turnover Value (cr Tk) | 18.65 | 10.64 |
| No. of Issues Traded | 157 | 51 |
| No. of Issues Gained | 28 | 13 |
| No. of Issues Incurred Loss | 118 | 31 |
| No. of Issues Unchanged | 11 | 7 |
| Price Earning Ratio (x) | 8.43 | 8.44 |
| Dividend Yield (%) | 6.76 | 7.03 |

## DAY'S MARKET LEADERS

### TURNOVER LEADERS

| | DSE | Vol '000 | Value Tkm | | CSE | Vol '000 | Value Tkm |
|---|---|---|---|---|---|---|---|
| 1 | Eagle Star Tex | 2,477 | 34.18 | 1 | Eagle Star Tex | 3,116 | 43.00 |
| 2 | Quasem Drycel | 763 | 19.69 | 2 | Quasem Drycel | 1,399 | 36.09 |
| 3 | Shampur Suger | 1,009 | 14.83 | 3 | Chic Tex | 1,403 | 15.29 |
| 4 | Saleh Carpet | 1,159 | 14.37 | 4 | ACI | 105 | 3.55 |
| 5 | Zeal Bangla | 1,015 | 13.30 | 5 | Ashraf Tex | 129 | 2.67 |
| 6 | Gulf Food | 103 | 11.71 | 6 | Rose Heaven | 90 | 2.30 |
| 7 | Rupon Oil | 823 | 10.53 | 7 | Shine Pukur | 15 | 1.25 |
| 8 | Aramit Cement | 56 | 7.92 | 8 | Beximco Pharma | 13 | 0.74 |
| 9 | Shine Pukur | 93 | 7.91 | 9 | Tripti Industry | 1.75 | 0.20 |
| 10 | Tripti Industry | 60 | 6.88 | 10 | Ctg. Cement | 0 | 0.18 |

### CAPITAL GAINERS

| | DSE | Vol '000 | Change % | | CSE | Vol '000 | Change % |
|---|---|---|---|---|---|---|---|
| 1 | Jute Spinner | 0.01 | 9.42 | 1 | Anlima Yarn | 0.05 | 8.43 |
| 2 | STM | 0.04 | 9.09 | 2 | Beximco Knitting | 0.06 | 5.69 |
| 3 | Metalex Corpn | 0.01 | 8.62 | 3 | Eagle Star Tex | 3,115.85 | 2.99 |
| 4 | Texpick Ind | 0.02 | 8.28 | 4 | Alltex Ind | 0.95 | 1.19 |
| 5 | Sonali Ansh | 0.02 | 4.27 | 5 | Beximco Textile | 0.10 | 1.02 |
| 6 | Central Ins | 0.02 | 3.55 | 6 | Anwar Galvaniz | 0.10 | 0.71 |
| 7 | Federal Ins | 0.10 | 2.74 | 7 | Gulf Food | 0.05 | 0.67 |
| 8 | Eagle Star Tex | 2,476.80 | 2.22 | 8 | BEXIMCO | 0.70 | 0.63 |
| 9 | Pragati Ins | 0.11 | 2.17 | 9 | Shine Pukur | 14.65 | 0.59 |
| 10 | Samorita | 0.75 | 1.65 | 10 | Mark BD | 0.10 | 0.49 |

### CAPITAL LOSERS

| | DSE | Vol '000 | Change % | | CSE | Vol '000 | Change % |
|---|---|---|---|---|---|---|---|
| 1 | TBL | 0.03 | (13.83) | 1 | Sonali Paper | 0.50 | (15.25) |
| 2 | EL Camellia | 0.01 | (10.00) | 2 | Samorita | 0.10 | (8.11) |
| 3 | Quaem Tex | 1.00 | (9.52) | 3 | Federal Ins | 0.10 | (7.06) |
| 4 | Modern Dyeing | 0.01 | (9.33) | 4 | Janata Ins | 0.12 | (5.49) |
| 5 | Dhaka Vegetable | 0.82 | (9.02) | 5 | Aramit Cement | 0.60 | (5.18) |
| 6 | Karim Pipe | 0.15 | (8.38) | 6 | Niloy Cement | 0.05 | (4.17) |
| 7 | Padma Printers | 1.20 | (8.14) | 7 | Ctg. Vegetable | 0.08 | (3.94) |
| 8 | Perfume Chemical | 3.35 | (7.96) | 8 | BOC | 0.10 | (3.61) |
| 9 | GEM Knitwear | 0.10 | (7.48) | 9 | 6th ICB M Fund | 0.06 | (3.59) |
| 10 | Eagle Box | 0.05 | (7.14) | 10 | BD Zipper | 0.05 | (3.41) |

## LEAGUE TABLE

| Company Name | FV/ML | Market Performance: Dhaka Stock Exchange Vol | Day's High | Day's Low | Day's Closing | Prev. Closing | Net Chg | Chittagong Stock Exchange Vol | Day's Closing | Prev. Closing | Net Chg | AGM Year End | Date | Financial Performance EPS | P/E | DPS | Yield | NAV per Share | Price/ NAV |
|---|---|---|---|---|---|---|---|---|---|---|---|---|---|---|---|---|---|---|---|
| | Tk/nos | nos | Tk | Tk | Tk | Tk | Tk | nos | Tk | Tk | Tk | YM | D/M/Y | Tk | x | Tk | % | Tk | x |
| **Banks** | | | | | | | | | | | | | | | | | | | |
| Al-Arafa | 1000/5 | 5 | 975.00 | 975.00 | 975.00 | 983.50 | (8.50) | - | - | 957.00 | - | 9803 | - | 312.89 | 3.12 | - | - | 1,318.80 | 0.74 |
| Al Baraka Bank | 1000/1 | - | - | - | - | 840.00 | - | - | - | - | - | 9612 | 16/10/97 | (1,052.92) | - | - | - | (2,586.00) | - |
| Arab Bangladesh Bank | 100/5 | 20 | 95.00 | 95.00 | 95.00 | 99.00 | (4.00) | - | - | 102.56 | - | 9712 | 22/6/98 | 24.03 | 3.95 | 10.00 | 10.53 | 177.92 | 0.53 |
| City Bank | 100/5 | - | - | - | - | 105.00 | - | - | - | 220.00 | - | 9612 | 14/12/97 | 97.09 | 1.08 | - | - | 4.20 | 26.00 |
| Eastern Bank | 100/20 | - | - | - | - | 110.00 | - | - | - | - | - | 9612 | 20/11/97 | 37.10 | 2.96 | - | - | (155.30) | - |
| IDLC | 100/20 | 100 | 605.00 | 595.00 | 600.00 | 603.75 | (3.75) | - | - | 630.00 | - | 9712 | 2/6/98 | 59.60 | 10.07 | 30.00 | 5.00 | 214.74 | 2.79 |
| IFIC Bank | 100/5 | - | - | - | - | 102.25 | - | - | - | 108.00 | - | 9612 | 27/7/98 | 20.29 | 5.04 | - | - | 203.96 | 0.50 |
| Islami Bank | 1000/1 | 26 | 2,149.00 | 2,140.00 | 2,146.50 | 2,143.00 | 3.50 | - | - | 2,025.00 | - | 9712 | 20/8/98 | 322.18 | 6.66 | 21.00 | 0.98 | 3,825.20 | 0.55 |
| National Bank | 100/20 | 720 | 74.00 | 73.00 | 73.25 | 74.00 | (0.75) | 300 | 75.00 | 76.00 | (1.00) | 9612 | 4/12/97 | 30.08 | 2.44 | - | - | 199.98 | 0.37 |
| Pubali Bank | 100/5 | 10 | 105.00 | 105.00 | 105.00 | 105.00 | - | - | - | 96.00 | - | 9612 | 30/12/97 | (198.44) | - | - | - | 61.06 | 1.72 |
| Rupali Bank | 100/10 | - | - | - | - | 75.00 | - | - | - | 70.00 | - | 9612 | 30/5/98 | 1.36 | 55.15 | - | - | (134.40) | - |
| UCBL | 100/5 | - | - | - | - | 86.50 | - | - | - | 90.00 | - | 9612 | 27/8/97 | 34.66 | 2.50 | - | - | 198.58 | 0.44 |
| United Leasing | 100/20 | 140 | 1,000.00 | 990.00 | 997.75 | 992.50 | 5.25 | - | - | - | - | 9712 | 27/5/98 | 91.23 | 10.94 | 24.00 | 2.41 | 356.91 | 2.80 |
| Uttara Bank | 100/5 | - | - | - | - | 91.50 | - | - | - | - | - | 9612 | 18/11/97 | 3.49 | 26.22 | - | - | 256.57 | 0.36 |
| Uttara Finance | 100/50 | 250 | 232.50 | 231.00 | 231.75 | 235.00 | (3.25) | - | - | 235.25 | - | 9712 | 30/5/98 | 12.83 | 18.06 | 10.00 | 4.31 | 106.12 | 2.18 |
| **Investment** | | | | | | | | | | | | | | | | | | | |
| 1st BSRS MF | 100/50 | 50 | 79.00 | 79.00 | 79.00 | 79.25 | (0.25) | - | - | 75.00 | - | - | - | - | - | - | - | - | - |
| 1st ICB MF | 100/5 | - | - | - | - | 955.00 | - | - | - | 1,800.00 | - | 9806 | 21/10/98 | 119.44 | 8.00 | 70.00 | 7.33 | 359.74 | 2.65 |
| 2nd ICB MF | 100/5 | 10 | 420.00 | 420.00 | 420.00 | 430.00 | (10.00) | - | - | 425.00 | - | 9806 | 21/10/98 | 10.49 | 40.99 | 30.00 | 7.14 | 141.57 | 2.97 |
| 3rd ICB MF | 100/5 | - | - | - | - | 330.00 | - | - | - | 570.00 | - | 9806 | 21/10/98 | 18.69 | 17.66 | 35.00 | 10.61 | 234.79 | 1.41 |
| 4th ICB MF | 100/10 | - | - | - | - | 285.00 | - | - | - | 732.00 | - | 9806 | 21/10/98 | 27.81 | 10.25 | 32.00 | 11.23 | 167.65 | 1.70 |
| 5th ICB MF | 100/10 | 20 | 202.50 | 202.50 | 202.50 | 207.75 | (5.25) | - | - | 300.00 | - | 9806 | 21/10/98 | 16.93 | 11.96 | 22.00 | 10.86 | 134.46 | 1.51 |
| 6th ICB MF | 100/10 | 280 | 160.00 | 158.00 | 158.50 | 159.25 | (0.75) | 60 | 154.25 | 160.00 | (5.75) | 9806 | 21/10/98 | 9.39 | 16.88 | 18.00 | 11.36 | 135.10 | 1.17 |
| 7th ICB MF | 100/50 | 250 | 142.00 | 141.00 | 141.00 | 140.00 | 1.00 | - | - | 130.25 | - | 9806 | 21/10/98 | 6.72 | 20.98 | 14.00 | 9.93 | 119.42 | 1.18 |
| 8th ICB MF | 100/50 | 150 | 126.75 | 126.00 | 126.25 | 125.50 | 0.75 | - | - | 132.00 | - | 9806 | 21/10/98 | 3.35 | 37.69 | 12.00 | 9.50 | 116.60 | 1.08 |
| ICB | 100/5 | - | - | - | - | 210.00 | - | - | - | 175.00 | - | 9806 | 21/10/98 | 22.06 | 9.52 | 7.00 | 3.33 | 285.84 | 0.73 |
| **Engineering** | | | | | | | | | | | | | | | | | | | |
| Afab Automobile | 100/5 | 190 | 188.00 | 183.00 | 186.25 | 186.25 | - | 10 | 182.00 | 182.00 | - | 9708 | 28/12/97 | 7.46 | 24.97 | 12.00 | 6.44 | 226.22 | 0.82 |
| Anwar Galvanizing | 100/50 | 200 | 181.00 | 179.00 | 180.50 | 181.00 | (0.50) | 100 | 176.25 | 175.00 | 1.25 | 9706 | 30/3/98 | 21.44 | 8.42 | 15.00 | 8.31 | 106.44 | 1.70 |
| Atlas Bangladesh | 10/50 | 650 | 163.00 | 158.00 | 159.20 | 158.10 | 1.10 | - | - | - | - | 9706 | 28/12/97 | 22.39 | 7.11 | 15.00 | 9.42 | 59.89 | 2.66 |
| Aziz Pipe | 100/5 | 140 | 538.00 | 535.00 | 535.75 | 537.75 | (2.00) | - | - | 528.25 | - | 9712 | 30/7/98 | 13.53 | 39.60 | 15.00 | 2.80 | 544.82 | 0.98 |
| BD Autocars | 100/5 | 205 | 80.00 | 79.50 | 79.75 | 80.50 | (0.75) | - | - | 80.00 | - | 9706 | 30/12/97 | 11.69 | 6.82 | - | - | 130.72 | 0.61 |
| BD Lamps | 100/5 | 90 | 790.00 | 772.00 | 776.00 | 784.25 | (8.25) | - | - | 751.00 | - | 9712 | 9/9/98 | 34.88 | 22.25 | 30.00 | 3.87 | 243.81 | 3.18 |
| BEMCO | 100/10 | - | - | - | - | 113.50 | - | - | - | - | - | 9612 | 29/10/97 | (20.48) | - | - | - | (93.79) | - |
| Bengal Steel | 10/50 | - | - | - | - | 1,113.70 | - | - | - | - | - | 9612 | 27/9/97 | (1.40) | - | - | - | 2.34 | 475.94 |
| Eastern Cables | 100/5 | 1,230 | 133.00 | 131.00 | 131.50 | 133.25 | (1.75) | - | - | 131.00 | - | 9706 | 30/3/98 | 7.68 | 17.12 | - | - | 137.77 | 0.95 |
| Karim Pipe | 100/5 | 150 | 120.00 | 116.00 | 117.50 | 128.25 | (10.75) | - | - | - | - | 9612 | 24/12/97 | (25.81) | - | - | - | 106.73 | 1.10 |
| Kay & Que | 100/50 | 4,050 | 215.00 | 208.00 | 209.75 | 214.75 | (5.00) | - | - | 218.00 | - | 9612 | 28/9/97 | 10.99 | 19.09 | 12.50 | 5.96 | 119.00 | 1.76 |
| Metalex Corp. | 100/5 | 5 | 126.00 | 126.00 | 126.00 | 116.00 | 10.00 | - | - | - | - | 9506 | 24/4/96 | (562.54) | - | - | - | (3,101.00) | - |
| Monno Jute Staffler | 100/5 | 60 | 315.00 | 300.00 | 309.50 | 310.00 | (0.50) | - | - | - | - | 9612 | 3/12/97 | 15.68 | 19.74 | 12.50 | 4.04 | 226.43 | 1.37 |
| Monno Jutex | 100/5 | - | - | - | - | 1,990.00 | - | - | - | - | - | 9706 | 10/12/97 | 156.56 | 12.71 | 75.00 | 3.77 | 628.77 | 3.16 |
| National Tubes | 100/10 | - | - | - | - | 556.50 | - | - | - | - | - | 9706 | 19/3/98 | 164.35 | 3.39 | 15.00 | 2.70 | 230.00 | 2.42 |
| Olympic Industries | 100/5 | 8,915 | 200.00 | 194.75 | 195.75 | 197.25 | (1.50) | 140 | 195.25 | 196.00 | (0.75) | 9703 | 22/12/97 | 19.22 | 10.18 | 20.00 | 10.22 | 184.61 | 1.06 |
| Quasem Drycell | 10/50 | 763,300 | 26.00 | 25.70 | 25.80 | 25.90 | (0.10) | 1,399,000 | 25.80 | 26.20 | (0.40) | 9706 | 7/9/97 | 3.01 | 8.57 | 1.50 | 5.81 | 33.89 | 0.76 |
| Renwick Jajnes. | 100/5 | - | - | - | - | 82.75 | - | - | - | - | - | 9706 | 28/12/97 | (17.11) | - | - | - | (5.75) | - |
| Singer Bangladesh | 100/5 | 150 | 1,790.00 | 1,775.00 | 1,778.50 | 1,799.50 | (21.00) | - | - | - | - | 9801 | 21/5/98 | 93.37 | 19.05 | 60.00 | 3.37 | 164.06 | 10.84 |
| Thai Aluminum | 100/10 | 20 | 300.00 | 300.00 | 300.00 | 311.00 | (11.00) | - | - | 380.00 | - | 9712 | 24/9/98 | 34.04 | 8.81 | 10.00 | 3.33 | 154.18 | 1.95 |
| Wonderland Toys | 100/50 | 14,650 | 79.00 | 75.25 | 75.50 | 76.75 | (1.25) | 150 | 75.00 | 76.00 | (1.00) | 9706 | 24/12/97 | (0.97) | - | - | - | 98.03 | 0.76 |
| **Food & Allied** | | | | | | | | | | | | | | | | | | | |
| AB Biscuit | 100/5 | - | - | - | - | 70.00 | - | - | - | - | - | 9506 | 30/12/95 | (26.78) | - | - | - | 238.76 | 0.29 |
| Alpha Tobacco | 10/50 | 300 | 85.50 | 84.00 | 84.80 | 86.00 | (1.20) | - | - | - | - | 9709 | 25/3/98 | 5.82 | 14.57 | 5.00 | 5.90 | 75.89 | 1.12 |
| Amam Sea Food | 100/5 | 15 | 560.00 | 560.00 | 560.00 | 555.00 | 5.00 | - | - | - | - | 9706 | 28/12/97 | 17.74 | 31.57 | - | - | 19.40 | 28.87 |
| AMCL (Pran) | 100/10 | 370 | 371.50 | 368.00 | 369.25 | 371.25 | (2.00) | - | - | 375.00 | - | 9706 | 15/12/97 | 22.26 | 16.59 | 20.00 | 5.42 | 200.27 | 1.84 |
| Apex Food | 100/5 | 295 | 690.00 | 675.00 | 682.00 | 686.25 | (4.25) | - | - | 710.00 | - | 9706 | 28/12/97 | 47.80 | 14.27 | 40.00 | 5.87 | 670.02 | 1.02 |
| Bangas | 100/5 | - | - | - | - | 169.25 | - | - | - | - | - | 9706 | 29/12/97 | 10.92 | 15.50 | - | - | 145.40 | 1.16 |
| BD Plantation | 100/5 | - | - | - | - | 750.00 | - | - | - | - | - | 9706 | 28/12/97 | (128.98) | - | - | - | (345.10) | - |
| Bengal Biscuit | 100/20 | 1,600 | 85.00 | 83.75 | 83.75 | 84.75 | (1.00) | 100 | 83.25 | 84.50 | (1.25) | 9706 | 29/3/98 | 26.31 | 3.18 | - | - | 234.32 | 0.36 |
| Beximco Fisheries | 100/20 | 880 | 115.00 | 113.00 | 114.25 | 113.25 | 1.00 | - | - | 111.25 | - | 9612 | 28/8/97 | 21.93 | 5.21 | 20.00 | 17.51 | 134.29 | 0.85 |
| BLTC | 100/5 | - | - | - | - | 780.00 | - | - | - | - | - | 9712 | 29/9/98 | 77.11 | 10.12 | 45.00 | 5.77 | 1,487.90 | 0.52 |
| BATBC | 10/50 | 350 | 103.00 | 102.00 | 102.20 | 103.00 | (0.80) | - | - | 106.50 | - | 9712 | 21/5/98 | 12.16 | 8.40 | 8.00 | 7.83 | 35.63 | 2.87 |
| Chittagong Vegetable | 100/10 | - | - | - | - | 109.00 | - | 80 | 103.75 | 108.00 | (4.25) | 9706 | 30/12/97 | (0.51) | - | - | - | 104.43 | 1.04 |
| Dhaka Fisheries | 100/50 | 2,800 | 116.00 | 114.00 | 114.75 | 115.50 | (0.75) | - | - | 126.00 | - | 9512 | - | 3.27 | 35.09 | - | - | 103.83 | 1.11 |
| Dhaka Vegetable | 100/5 | 820 | 61.25 | 56.00 | 58.00 | 63.75 | (5.75) | - | - | - | - | 9506 | 10/9/97 | (5.33) | - | - | - | 108.80 | 0.53 |
| EL Camelia | 100/5 | 5 | 1,800.00 | 1,800.00 | 1,800.00 | 2,000.00 | (200.00) | - | - | - | - | 9612 | 11/10/97 | (49.30) | - | - | - | (469.70) | - |
| Gachihata | 100/50 | 9,750 | 64.00 | 61.50 | 62.25 | 63.50 | (1.25) | 300 | 62.50 | 63.50 | (1.00) | 9704 | - | 10.43 | 5.97 | - | - | 121.42 | 0.51 |
| Gemini Sea Food | 100/5 | - | - | - | - | 161.00 | - | - | - | - | - | 9709 | 28/12/97 | 11.06 | 14.56 | - | - | 108.50 | 1.48 |
| Gulf Foods | 100/50 | 102,750 | 118.00 | 113.50 | 114.00 | 114.00 | - | 50 | 112.50 | 111.75 | 0.75 | 9704 | - | - | - | - | - | 100.00 | 1.14 |
| Hil Plantation | 100/5 | - | - | - | - | 900.00 | - | - | - | - | - | 9706 | 28/12/97 | (29.32) | - | - | - | (43.43) | - |
| Meghna Shrimp | 100/20 | 900 | 88.00 | 86.50 | 86.75 | 87.50 | (0.75) | - | - | 87.75 | - | 9612 | 29/9/98 | 20.67 | 4.20 | 18.00 | 20.75 | 102.07 | 0.85 |
| Meghna Vegetable Oil | 100/50 | 450 | 143.00 | 142.00 | 142.25 | 145.00 | (2.75) | - | - | 140.00 | - | 9706 | 9/12/97 | 29.90 | 4.76 | 20.00 | 14.06 | 145.49 | 0.98 |
| Modern Industries | 100/5 | - | - | - | - | 87.00 | - | - | - | - | - | 9712 | 29/7/98 | (15.23) | - | - | - | 49.17 | 1.77 |
| Mona Food | 100/50 | 14,000 | 74.50 | 70.00 | 73.00 | 72.75 | 0.25 | - | - | 83.00 | - | 9706 | - | 3.79 | 19.26 | - | - | 107.54 | 0.68 |
| NTC | 100/5 | 700 | 306.00 | 305.00 | 305.25 | 310.00 | (4.75) | - | - | 325.00 | - | 9712 | 29/4/98 | 151.89 | 2.01 | 30.00 | 9.83 | 402.42 | 0.76 |
| Rabeya Flour | 10/50 | - | - | - | - | - | - | - | - | - | - | 9712 | 21/9/98 | 1.31 | - | 10.00 | - | 7.93 | - |
| Rahima Food Corp. | 100/50 | 1,450 | 71.50 | 70.25 | 70.75 | 71.50 | (0.75) | - | - | 68.00 | - | 9706 | 29/12/97 | 6.02 | 11.75 | - | - | 117.64 | 0.60 |
| Raspit Food | 100/50 | 6,700 | 143.00 | 135.00 | 136.25 | 138.50 | (2.25) | - | - | 137.00 | - | 9612 | 30/10/97 | 11.82 | 11.53 | - | - | 101.64 | 1.34 |
| Rupon Oil | 10/100 | 822,700 | 13.20 | 12.60 | 12.80 | 13.10 | (0.30) | - | - | - | - | 9706 | 12/8/98 | 0.11 | 116.36 | - | - | 32.14 | 0.40 |
| Shyampur Sugar mills | 10/100 | 1,008,900 | 14.90 | 14.40 | 14.70 | 15.10 | (0.40) | - | - | - | - | 9706 | 31/3/98 | (13.31) | - | - | - | (53.00) | - |
| Tripti Industries | 100/5 | 60,250 | 120.00 | 113.00 | 114.25 | 117.00 | (2.75) | 1,750 | 115.25 | 115.25 | - | 9608 | - | 4.74 | 24.10 | 10.00 | 8.75 | 110.00 | 1.04 |
| Tulip Dairy | 100/5 | 2,840 | 159.50 | 154.00 | 157.50 | 157.50 | - | - | - | - | - | 9306 | 30/3/95 | (35.14) | - | - | - | 53.99 | 2.92 |
| Yousuf Flour | 10/50 | - | - | - | - | - | - | - | - | - | - | 9706 | 24/12/97 | 0.12 | - | - | - | 4.40 | - |
| Zeal Bangla | 10/50 | 1,015,000 | 13.50 | 13.00 | 13.10 | 13.30 | (0.20) | - | - | - | - | 9706 | 26/8/98 | (7.46) | - | - | - | (36.50) | - |
| **Fuel & Power** | | | | | | | | | | | | | | | | | | | |
| BOC | 10/50 | 1,750 | 102.00 | 101.00 | 101.30 | 101.50 | (0.20) | 100 | 101.50 | 105.30 | (3.80) | 9709 | 20/1/98 | 4.84 | 20.93 | 3.00 | 2.96 | 11.84 | 8.56 |
| Eastern Lubricant | 10/50 | - | - | - | - | 13.00 | - | - | - | - | - | 9706 | 12/3/98 | 6.29 | 2.07 | 3.50 | 26.92 | 40.27 | 0.32 |
| National Oxyg. | 100/10 | 240 | 76.00 | 63.00 | 69.00 | 69.50 | (0.50) | - | - | 90.00 | - | 9606 | 30/6/97 | (1,110.86) | - | - | - | (337.60) | - |
| Padma Oil | 10/50 | - | - | - | - | 209.90 | - | 50 | 209.00 | 210.00 | (1.00) | 9706 | 24/3/98 | 14.29 | 14.69 | 3.00 | 1.43 | 68.52 | 3.06 |
| **Jute** | | | | | | | | | | | | | | | | | | | |
| Akiad Jute | 100/10 | - | - | - | - | - | - | - | - | - | - | 9706 | 21/12/97 | (5.28) | - | - | - | (372.90) | - |
| Islam Jute | 100/5 | - | - | - | - | 106.00 | - | - | - | - | - | 9706 | 31/12/97 | (13.08) | - | - | - | (546.70) | - |
| Jute Spinners | 100/5 | 10 | 180.00 | 180.00 | 180.00 | 164.50 | 15.50 | - | - | - | - | 9706 | 29/3/98 | 28.56 | 6.30 | 15.00 | 8.33 | (58.08) | - |
| Mutual Jute | 100/5 | - | - | - | - | - | - | - | - | - | - | 9706 | 30/12/97 | 24.89 | - | 15.00 | - | 184.29 | - |
| Northern Jute | 10/200 | 9,200 | 20.50 | 19.70 | 20.10 | 20.60 | (0.50) | - | - | - | - | 9706 | 27/12/97 | 1.13 | 17.79 | - | - | 10.80 | 1.86 |
| Saleh Carpet | 10/200 | 1,158,800 | 12.70 | 12.20 | 12.40 | 12.40 | - | - | - | - | - | 9612 | 22/12/97 | (12.81) | - | - | - | (104.30) | - |
| Sonali Ansh | 100/5 | 20 | 225.00 | 210.00 | 213.75 | 205.00 | 8.75 | - | - | - | - | 9706 | 21/12/97 | 24.07 | 8.88 | - | - | 15.11 | 14.15 |
| **Textile** | | | | | | | | | | | | | | | | | | | |
| Al-Haj Textile | 10/50 | - | - | - | - | - | - | - | - | - | - | 9706 | 24/12/97 | 1.56 | - | 10.00 | - | 11.76 | - |
| Alltex Industries | 100/50 | 3,350 | 63.75 | 62.50 | 63.00 | 62.75 | 0.25 | 950 | 64.00 | 63.25 | 0.75 | 9706 | 24/12/97 | 18.55 | 3.40 | - | - | 110.94 | 0.57 |
| Anlima Yarn Dyeing | 100/50 | 100 | 88.00 | 85.00 | 86.50 | 88.25 | (1.75) | 50 | 90.00 | 83.00 | 7.00 | 9706 | 4/12/97 | - | - | - | - | 100.00 | 0.87 |
| Apex Spinning | 100/20 | 100 | 132.00 | 132.00 | 132.00 | 132.00 | - | - | - | 140.75 | - | 9703 | 22/12/97 | 20.60 | 6.41 | 12.50 | 9.47 | 141.10 | 0.94 |

## LEAGUE TABLE

| Company Name | FV/ML | Market Performance: Dhaka Stock Exchange Vol | Day's High | Day's Low | Day's Closing | Prev. Closing | Net Chg | Chittagong Stock Exchange Vol | Day's Closing | Prev. Closing | Net Chg | AGM Year End | Date | Financial Performance EPS | P/E | DPS | Yield | NAV per Share | Price/ NAV |
|---|---|---|---|---|---|---|---|---|---|---|---|---|---|---|---|---|---|---|---|
| | Tk/nos | nos | Tk | Tk | Tk | Tk | Tk | nos | Tk | Tk | Tk | YM | D/M/Y | Tk | x | Tk | % | Tk | x |
| **Pharma & Chemical** | | | | | | | | | | | | | | | | | | | |
| ACI | 10/50 | 38,300 | 34.20 | 33.60 | 33.60 | 34.10 | (0.50) | 105,050 | 33.80 | 34.00 | (0.20) | 9712 | 23/7/98 | 3.73 | 9.01 | 3.00 | 8.93 | 39.38 | 0.85 |
| Ambee Pharma | 10/50 | 1,250 | 43.70 | 43.00 | 43.10 | 43.90 | (0.80) | - | - | 44.40 | - | 9712 | 12/9/98 | 2.40 | 17.96 | 2.50 | 5.80 | 11.48 | 3.75 |
| Bangla Process | 100/5 | 80 | 114.75 | 109.00 | 109.75 | 108.75 | 1.00 | - | - | - | - | 9706 | 28/12/97 | 3.26 | 33.67 | - | - | 148.65 | 0.74 |
| BCIL | 100/20 | 550 | 139.00 | 135.25 | 136.00 | 137.50 | (1.50) | - | - | 140.00 | - | 9706 | 22/12/97 | 9.13 | 14.90 | 8.00 | 5.88 | 143.83 | 0.95 |
| Beximco Infusions | 100/10 | 140 | 274.00 | 272.00 | 272.25 | 276.25 | (4.00) | - | - | 293.75 | - | 9612 | 2/9/97 | 38.30 | 7.11 | 25.00 | 9.18 | 139.23 | 1.96 |
| Beximco Pharma | 10/50 | 36,450 | 57.00 | 56.00 | 56.20 | 56.20 | - | 13,300 | 55.90 | 56.30 | (0.40) | 9612 | 30/11/97 | 8.02 | 7.01 | 3.00 | 5.34 | 59.12 | 0.95 |
| Beximco Synthetics | 100/20 | 1,640 | 174.00 | 173.00 | 173.50 | 174.50 | (1.00) | 320 | 173.50 | 174.50 | (1.00) | 9612 | 9/9/97 | 29.75 | 5.83 | 20.00 | 11.53 | 118.42 | 1.47 |
| Glaxo Bangladesh | 10/50 | 2,150 | 81.00 | 76.50 | 77.80 | 81.70 | (3.90) | - | - | - | - | 9612 | 30/4/98 | 6.78 | 11.47 | 2.75 | 3.53 | 42.45 | 1.83 |
| Imam Button | 100/50 | 400 | 100.00 | 99.00 | 99.25 | 100.25 | (1.00) | - | - | 98.25 | - | 9706 | 24/12/97 | 7.59 | 13.08 | 10.00 | 10.08 | 100.31 | 0.99 |
| JH Chemical | 100/50 | 52,500 | 113.75 | 109.25 | 109.25 | 112.25 | (3.00) | - | - | 114.75 | - | 9712 | - | - | - | - | - | 100.00 | 1.09 |
| Kohinoor Chemicals | 100/5 | 200 | 92.00 | 92.00 | 92.00 | 93.75 | (1.75) | - | - | 90.00 | - | 9406 | 27/2/95 | (7.77) | - | - | - | (270.20) | - |
| Libra Pharma | 100/20 | 40 | 298.00 | 298.00 | 298.00 | 305.50 | (7.50) | - | - | 330.00 | - | 9706 | 24/12/97 | 28.25 | 10.55 | 20.00 | 6.71 | 253.05 | 1.18 |
| National Polymer | 100/10 | 60 | 182.00 | 180.00 | 180.25 | 185.00 | (4.75) | - | - | 209.25 | - | 9706 | 29/9/97 | 38.82 | 4.64 | 20.00 | 11.10 | 169.44 | 1.06 |
| Orion Infusion | 100/20 | - | - | - | - | 40.75 | - | - | - | 34.43 | - | 9606 | 3/2/97 | 8.09 | 5.04 | 17.00 | 41.72 | 102.38 | 0.40 |
| Perfume Chemical | 100/50 | 3,350 | 80.00 | 77.00 | 78.00 | 84.75 | (6.75) | - | - | 79.25 | - | 9806 | 30/4/98 | 1.62 | 48.15 | - | - | 108.11 | 0.72 |
| Petro Synthetic | 10/50 | 2,100 | 34.70 | 32.70 | 33.60 | 34.10 | (0.50) | - | - | - | - | 9612 | 2/10/97 | (10.66) | - | - | - | (41.17) | - |
| Pharma Aids | 100/5 | 50 | 110.00 | 106.25 | 108.00 | 114.75 | (6.75) | - | - | - | - | 9706 | 29/12/97 | (6.01) | - | - | - | 117.61 | 0.92 |
| Pharmaco | 100/5 | 2,800 | 71.00 | 66.50 | 69.25 | 71.75 | (2.50) | - | - | - | - | 9706 | 30/3/98 | 3.14 | 22.05 | - | - | 58.58 | 1.18 |
| Rahman Chemicals | 100/10 | 1,060 | 60.50 | 57.00 | 59.50 | 59.75 | (0.25) | - | - | - | - | 9612 | 13/11/97 | (11.71) | - | - | - | (47.06) | - |
| Reckitt & Colman | 10/50 | - | - | - | - | 98.60 | - | - | - | 101.00 | - | 9801 | 19/5/98 | 4.83 | 20.41 | 2.75 | 2.79 | 25.63 | 3.85 |
| Renata | 100/5 | - | - | - | - | 375.00 | - | - | - | - | - | 9712 | 17/6/98 | 39.14 | 9.58 | - | - | 140.98 | 2.66 |
| Square Pharma | 100/20 | 100 | 725.00 | 720.00 | 722.50 | 724.75 | (2.25) | 20 | 718.00 | 733.25 | (15.25) | 9803 | 13/8/98 | 114.27 | 6.32 | 45.00 | 6.23 | 677.49 | 1.07 |
| TBL | 100/5 | 30 | 80.00 | 72.25 | 74.75 | 86.75 | (12.00) | - | - | 85.50 | - | 9712 | 30/7/98 | (313.75) | - | - | - | (1,362.00) | - |
| The Ibnsina | 100/10 | 50 | 160.00 | 160.00 | 160.00 | 160.00 | - | - | - | 145.00 | - | 9706 | 5/3/98 | 19.15 | 8.36 | 15.00 | 9.38 | 108.49 | 1.47 |
| Wata Chemicals | 100/20 | 80 | 190.50 | 190.00 | 190.00 | 196.25 | (6.25) | - | - | 305.33 | - | 9712 | 26/8/98 | 3.85 | 49.35 | 10.00 | 5.26 | 190.18 | 1.00 |
| **Paper & Printing** | | | | | | | | | | | | | | | | | | | |
| Azadi Printers | 100/10 | - | - | - | - | - | - | - | - | 551.00 | - | 9606 | 24/12/97 | (13.48) | - | - | - | (393.60) | - |
| Eagle Box | 10/50 | 50 | 65.00 | 65.00 | 65.00 | 70.00 | (5.00) | - | - | - | - | 9606 | 14/10/96 | (62.66) | - | - | - | (134.90) | - |
| MAQ Enterprises | 100/50 | 2,800 | 60.75 | 59.00 | 59.50 | 61.00 | (1.50) | - | - | 58.00 | - | 9612 | - | 12.24 | 4.86 | - | - | 126.94 | 0.47 |
| MAQ Paper | 100/20 | 160 | 104.75 | 102.00 | 103.25 | 104.25 | (1.00) | - | - | 101.00 | - | 9712 | 20/9/98 | 18.47 | 5.59 | 10.00 | 9.69 | 123.04 | 0.84 |
| Monospool Paper | 100/5 