The Daily Star BUSINESS

DHAKA WEDNESDAY, OCTOBER 28, 1998

STAR 50 Index — 87.48

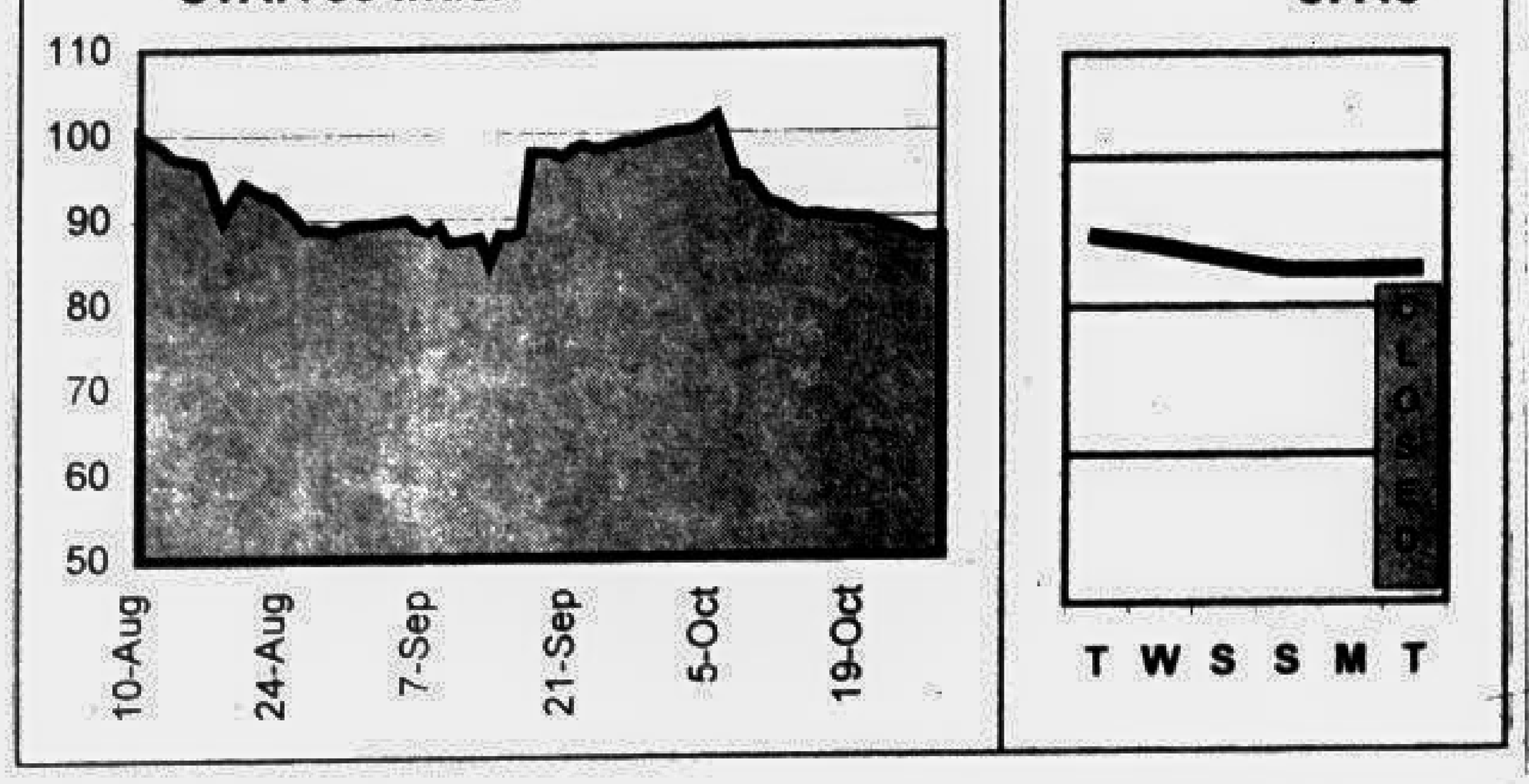

Fifty companies have been chosen for calculation of the **STAR 50 Index** based on their market capitalisation, liquidity, free float and corporate track record. The **Base Period** for the Index is **August 10, 1998**. The calculation has been done according to the widely used International Finance Corporation formula.

DSE All Share Price Index — 595.39

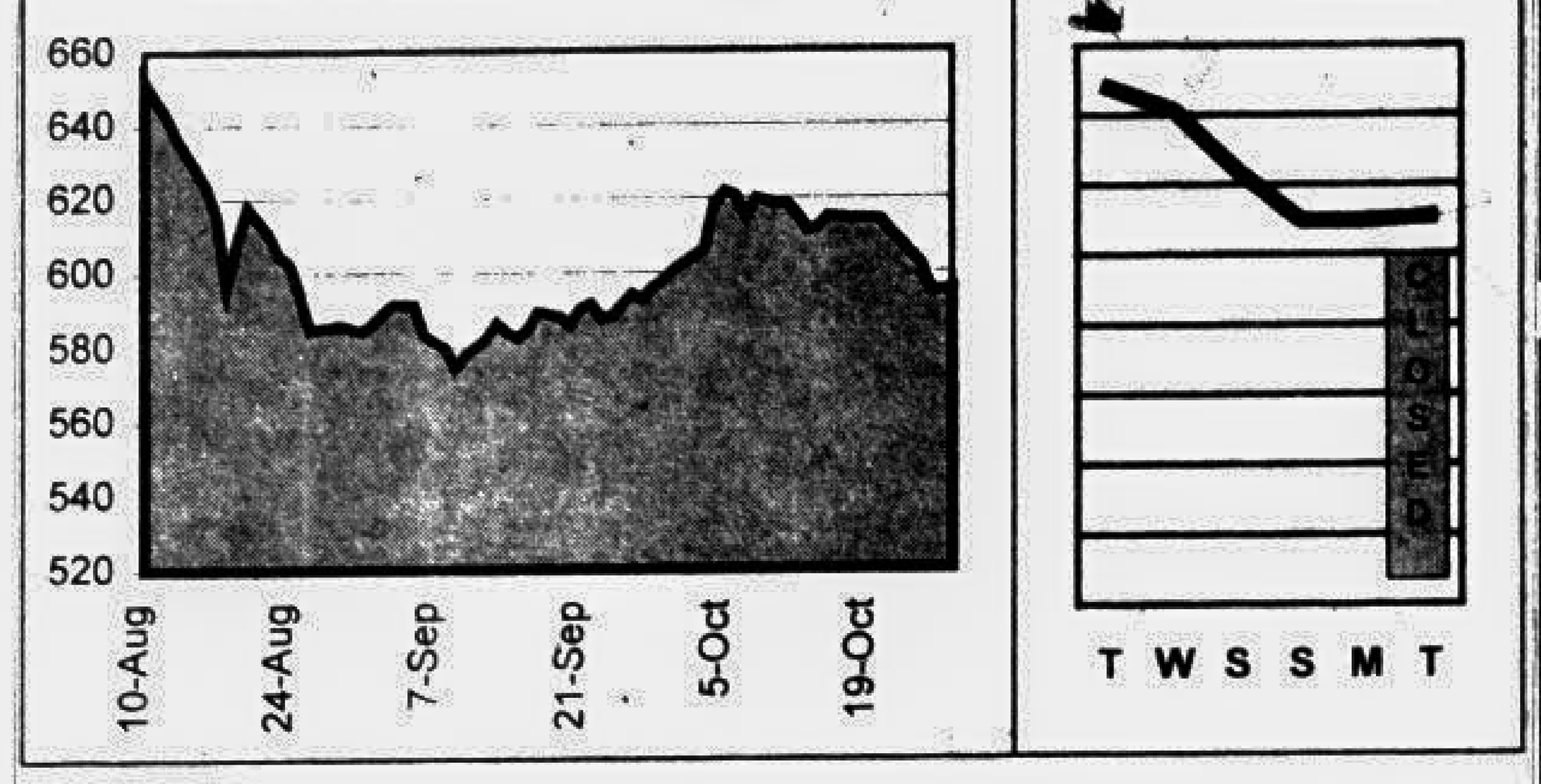

CSE All Share Price Index — 254.08

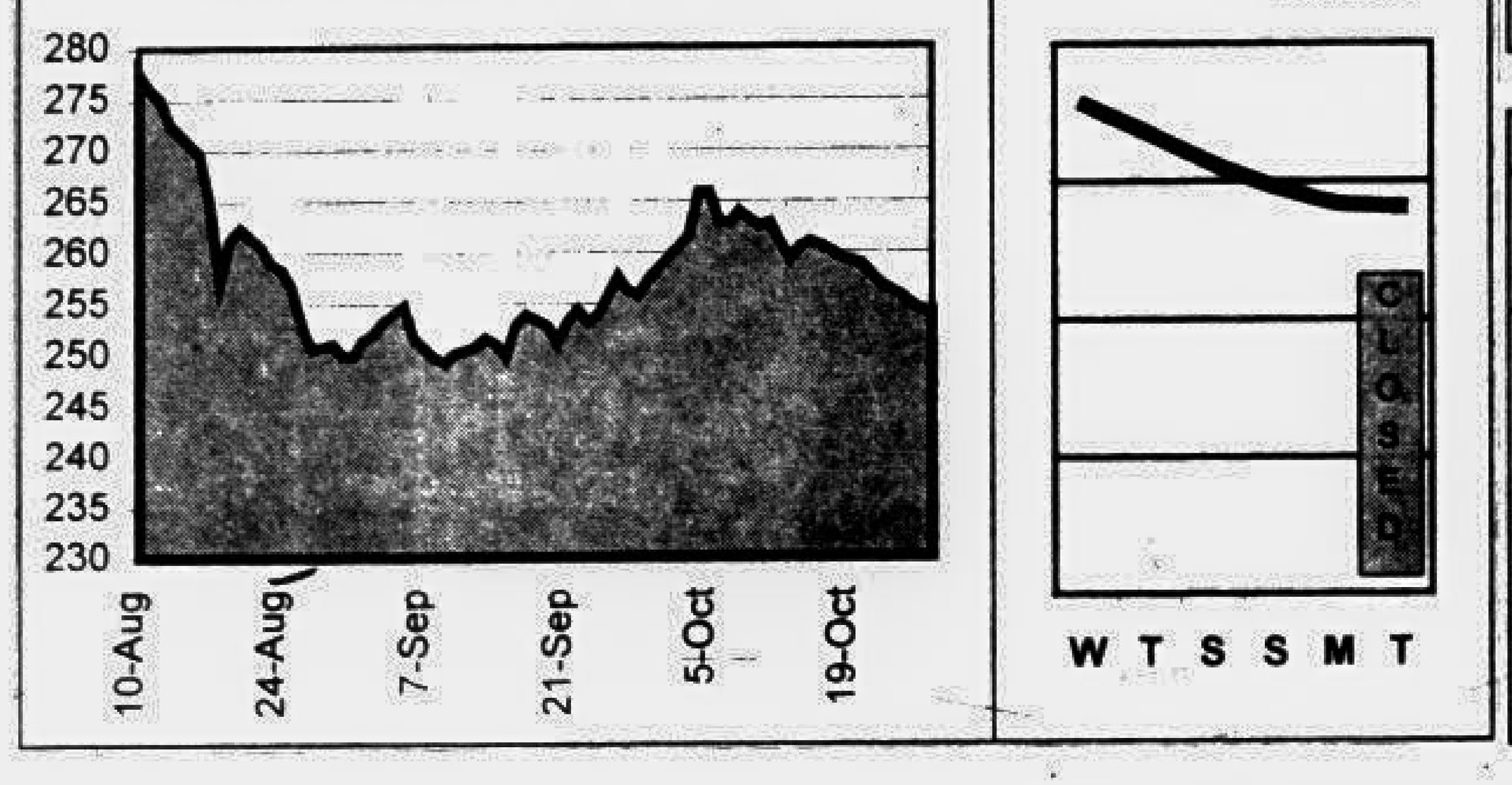

DAY'S MARKET
October 27, 1998

	DSE	CSE
All Share Price Index	595.39	254.08
Change in Index (pts)	0.63	(0.10)
Change in Index (%)	0.11%	-0.04%
Market Capitalisation (cr Tk)	5,410.76	4,501.90
Market Capitalisation (mil US$)	1,127.24	937.90
Turnover Volume ('000)	10,557	5,199
Turnover Value (cr Tk)	25.97	9.71
No. of Issues Traded	160	52
No. of Issues Gained	76	21
No. of Issues Incurred Loss	70	26
No. of Issues Unchanged	14	5
Price Earning Ratio (x)	8.49	8.48
Dividend Yield (%)	6.72	6.99

DAY'S MARKET LEADERS

TURNOVER LEADERS

DSE	Vol '000	Value Tkm	CSE	Vol '000	Value Tkm
1 Shampur Sugar	2,129	32.15	1 Quasem Drycell	1,333	34.93
2 Gulf Food	232	26.50	2 Eagle Star Tex	2,591	34.72
3 Zeal Bangla Sugar	1,659	22.06	3 ACI	284	9.65
4 Eagle Star Tex	1,595	21.53	4 Chic Tex	785	8.56
5 Saleh Carpet	1,378	17.09	5 Rose Heaven	78	2.01
6 Quasem Drycell	654	16.94	6 Beximco Pharma	35	1.96
7 Aramit Cement	111	16.22	7 Ashraf Tex	78	1.66
8 Rupon Oil	1,046	13.71	8 Aramit Cement	5	0.78
9 Tripti Ind	92	10.77	9 Shine Pukur	7.85	0.66
10 J H Chemical	85	9.56	10 Tripti Ind	3	0.36

CAPITAL GAINERS

DSE	Vol '000	Change %	CSE	Vol '000	Change %
1 Gulf Food	232.45	8.31	1 AB Bank	0.10	13.57
2 National Oxygen	0.16	7.34	2 Gulf Food	0.30	9.56
3 Rupali Bank	0.01	7.14	3 Aramit Cement	5.20	5.09
4 Monno Jutex	0.01	6.42	4 Tripti Ind	3.14	3.60
5 Zeal Bangla Sugar	1,658.80	6.40	5 Reckitt & Colman	0.05	3.59
6 Petro Synthetic	6.50	6.23	6 Federal Ins	0.05	3.34
7 Paper Process	29.80	6.09	7 Gachihata Aqua	1.45	3.25
8 Pharma Aids	0.54	6.00	8 BOC (BD)	0.20	3.24
9 Mona Food	33.15	5.43	9 8Th ICB M Fund	0.05	3.13
10 Dhaka Vegetable	1.33	5.37.	10 Janata Ins	0.18	3.04

CAPITAL LOSERS

DSE	Vol '000	Change %	CSE	Vol '000	Change %
1 Tallu Spinning	0.12	(7.49)	1 CMC Kamal Tex	1.30	(17.33)
2 Pragati Ins	0.01	(7.07)	2 Raspit Food	0.20	(8.36)
3 Texpick Ind	0.73	(6.49)	3 Islami Bank	0.00	(6.83)
4 BD Thai Alum	0.02	(5.76)	4 Aramit	1.10	(6.02)
5 Dulamia Cotton	0.52	(5.02)	5 Kohinoor Chem	0.09	(5.26)
6 6Th ICB M Fund	0.32	(4.50)	6 Wonderland Toys	0.10	(4.40)
7 Amam Sea Food	0.02	(3.39)	7 NBL	0.30	(3.80)
8 Quasem Silk Mill	124.00	(3.38)	8 BD Zipper	0.05	(3.56)
9 Mithun Corpn	6.90	(2.99)	9 BD Autocars	0.06	(1.84)
10 BD Monospol	0.24	(2.87)	10 Fu-Wang Ceramic	0.15	(1.46)

LEAGUE TABLE

Company Name	FV/ML	Market Performance: Dhaka Stock Exchange Vol	Day's High	Day's Low	Day's Closing	Prev. Closing	Net Chg	Chittagong Stock Exchange Vol	Day's Closing	Prev. Closing	Net Chg	AGM Year End	Date	Financial Performance EPS	P/E	DPS	Yield	NAV per Share	Price/NAV
	Tk/nos	nos	Tk	Tk	Tk	Tk	Tk	nos	Tk	Tk	Tk	YM	D/M/Y	Tk	x	Tk	%	Tk	x
Banks																			
Al-Arafa	1000/5	75	985.00	983.00	983.50	982.25	1.25	-	-	957.00	-	9803	-	312.89	3.14	-	-	1,318.80	0.75
Al Baraka Bank	1000/1	-	-	-	-	840.00	-	-	-	-	-	9612	16/10/97	(1,052.92)	-	-	-	(2,586.00)	-
Arab Bangladesh Bank	100/5	-	-	-	-	99.00	-	100	102.50	90.25	12.25	9712	12/9/98	24.03	4.12	10.00	10.10	177.92	0.56
City Bank	100/5	-	-	-	-	105.00	-	-	-	220.00	-	9612	14/12/97	97.09	1.08	-	-	4.20	25.00
Eastern Bank	100/20	-	-	-	-	110.00	-	-	-	-	-	9612	20/11/97	37.10	2.96	-	-	(155.30)	-
IDLC	100/20	60	606.50	600.00	603.75	614.25	(10.50)	-	-	630.00	-	9712	2/6/98	59.60	10.13	30.00	4.97	214.74	2.81
IFIC Bank	100/5	200	103.50	100.00	102.25	99.00	3.25	-	-	108.00	-	9612	27/7/98	20.29	5.04	-	-	203.96	0.50
Islami Bank	1000/1	3	2,143.00	2,143.00	2,143.00	2,143.25	(0.25)	3	2,025.00	2,173.50	(148.50)	9712	20/8/98	322.18	6.65	21.00	0.98	3,925.20	0.55
National Bank	100/20	2,820	75.00	72.00	74.00	74.25	(0.25)	300	76.00	79.00	(3.00)	9612	4/12/97	30.08	2.46	-	-	199.98	0.37
Pubali Bank	100/5	10	105.00	105.00	105.00	105.00	-	-	-	96.00	-	9612	30/12/97	(198.44)	-	-	-	61.06	1.72
Rupali Bank	100/10	10	75.00	75.00	75.00	70.00	5.00	-	-	70.00	-	9612	30/5/98	1.36	55.15	-	-	(134.40)	-
UCBL	100/5	-	-	-	-	86.50	-	-	-	90.00	-	9612	27/8/97	34.66	2.50	-	-	198.58	0.44
United Leasing	100/20	200	995.00	990.00	992.50	990.00	2.50	-	-	-	-	9712	27/5/98	91.23	10.88	24.00	2.42	356.91	2.78
Uttara Bank	100/5	-	-	-	-	91.50	-	-	-	-	-	9612	18/11/97	3.49	26.22	-	-	256.57	0.36
Uttara Finance	100/50	100	235.00	235.00	235.00	235.25	(0.25)	-	-	235.25	-	9712	30/6/98	12.83	18.32	10.00	4.26	106.12	2.21
Investment																			
1st BSRS MF	100/50	50	79.25	79.25	79.25	79.25	-	50	75.00	76.00	(1.00)	-	-	-	-	-	-	-	-
1st ICB MF	100/5	-	-	-	-	955.00	-	-	-	1,800.00	-	9806	21/10/98	119.44	8.00	70.00	7.33	359.74	2.65
2nd ICB MF	100/5	-	-	-	-	430.00	-	-	-	425.00	-	9806	21/10/98	10.49	40.99	30.00	6.98	141.57	3.04
3rd ICB MF	100/5	-	-	-	-	330.00	-	-	-	570.00	-	9806	21/10/98	18.69	17.66	35.00	10.61	234.79	1.41
4th ICB MF	100/10	-	-	-	-	285.00	-	-	-	732.00	-	9806	21/10/98	27.81	10.25	32.00	11.23	167.65	1.70
5th ICB MF	100/10	-	-	-	-	207.75	-	-	-	300.00	-	9806	21/10/98	16.93	12.27	22.00	10.59	134.46	1.55
6th ICB MF	100/10	320	160.50	158.25	159.25	166.75	(7.50)	10	160.00	160.00	-	9806	21/10/98	9.39	16.96	18.00	11.30	135.10	1.18
7th ICB MF	100/50	50	140.00	140.00	140.00	138.00	2.00	-	-	130.25	-	9806	21/10/98	6.72	20.83	14.00	10.00	119.42	1.17
8th ICB MF	100/50	250	126.00	125.25	125.50	125.50	-	50	132.00	128.00	4.00	9806	21/10/98	3.35	37.46	12.00	9.56	116.60	1.08
ICB	100/5	-	-	-	-	210.00	-	-	-	175.00	-	9806	21/10/98	22.06	9.52	7.00	3.33	285.84	0.73
Engineering																			
Aftab Automobile	100/5	200	189.50	184.25	186.25	184.25	2.00	-	-	182.00	-	9706	28/12/97	7.46	24.97	12.00	6.44	226.22	0.82
Anwar Galvanizing	100/50	350	181.50	181.00	181.00	180.25	0.75	-	-	175.00	-	9706	30/3/98	21.44	8.44	15.00	8.29	106.44	1.70
Atlas Bangladesh	10/50	1,900	160.00	157.00	158.10	160.00	(1.90)	-	-	-	-	9706	28/12/97	22.39	7.06	15.00	9.49	59.89	2.64
Aziz Pipe	100/5	1,090	540.00	533.00	537.75	538.75	(1.00)	-	-	528.25	-	9712	30/7/98	13.53	39.75	15.00	2.79	544.82	0.99
BD Autocars	100/5	1,770	81.50	80.25	80.50	80.75	(0.25)	60	80.00	81.50	(1.50)	9706	30/12/97	11.69	6.89	-	-	130.72	0.62
BD Lamps	100/5	180	794.00	781.00	784.25	792.00	(7.75)	-	-	751.00	-	9712	9/9/98	34.88	22.48	30.00	3.83	243.81	3.22
BEMCO	100/10	-	-	-	-	113.50	-	-	-	-	-	9612	29/10/97	(20.48)	-	-	-	(93.79)	-
Bengal Steel	10/50	-	-	-	-	1,113.70	-	-	-	-	-	9612	27/9/97	(1.40)	-	-	-	2.34	475.94
Eastern Cables	100/5	6,520	135.00	132.75	133.25	131.75	1.50	-	-	131.00	-	9706	30/3/98	7.68	17.35	-	-	137.77	0.97
Karim Pipe	100/5	150	129.00	128.00	128.25	127.75	0.50	-	-	-	-	9612	24/12/97	(25.81)	-	-	-	106.73	1.20
Kay & Que	100/50	6,800	220.00	212.50	214.75	214.50	0.25	-	-	218.00	-	9612	28/9/97	10.99	19.54	12.50	5.82	119.00	1.80
Metalex Corp.	100/5	-	-	-	-	116.00	-	-	-	-	-	9506	24/4/96	(562.54)	-	-	-	(3,101.00)	-
Monno Jute Staffler	100/5	5	310.00	310.00	310.00	310.00	-	-	-	-	-	9612	3/12/97	15.68	19.77	12.50	4.03	226.43	1.37
Monno Jutex	100/5	5	1,990.00	1,990.00	1,990.00	1,870.00	120.00	-	-	-	-	9706	10/12/97	156.56	12.71	75.00	3.77	628.77	3.16
National Tubes	100/10	-	-	-	-	556.50	-	-	-	-	-	9706	19/3/98	164.35	3.39	15.00	2.70	230.00	2.42
Olympic Industries	100/5	13,420	200.00	196.00	197.25	197.00	0.25	-	-	196.00	-	9703	22/12/97	19.22	10.26	20.00	10.14	184.61	1.07
Quasem Drycell	10/50	654,200	26.30	25.90	25.90	26.00	(0.10)	1,333,300	26.20	26.30	(0.10)	9706	7/9/97	3.01	8.60	1.50	5.79	33.89	0.76
Renwick Jajnes	100/5	105	90.00	82.50	82.75	83.75	(1.00)	-	-	-	-	9706	28/12/97	(17.11)	-	-	-	(5.75)	-
Singer Bangladesh	100/5	245	1,825.00	1,790.00	1,799.50	1,805.50	(6.00)	-	-	-	-	9801	21/5/98	93.37	19.27	60.00	3.33	164.06	10.97
Thai Aluminum	100/10	20	311.00	311.00	311.00	330.00	(19.00)	-	-	380.00	-	9712	24/9/98	34.04	9.14	10.00	3.22	154.18	2.02
Wonderland Toys	100/50	42,450	78.50	73.00	76.75	74.50	2.25	100	76.00	79.50	(3.50)	9706	24/12/97	(0.97)	-	-	-	99.03	0.78
Food & Allied																			
AB Biscuit	100/5	-	-	-	-	70.00	-	-	-	-	-	9506	30/12/95	(26.78)	-	-	-	238.76	0.29
Alpha Tobacco	10/50	2,750	87.50	85.10	86.00	87.10	(1.10)	-	-	-	-	9709	25/3/98	5.82	14.78	5.00	5.81	75.89	1.13
Amam Sea Food	100/5	20	555.00	555.00	555.00	574.50	(19.50)	-	-	-	-	9706	28/12/97	17.74	31.29	-	-	19.40	28.61
AMCL (Pran)	100/10	670	374.00	370.00	371.25	374.50	(3.25)	-	-	375.00	-	9706	15/12/97	22.26	16.68	20.00	5.39	200.27	1.85
Apex Food	100/5	475	693.00	685.00	686.25	693.00	(6.75)	-	-	710.00	-	9706	28/12/97	47.80	14.36	40.00	5.83	670.02	1.02
Bangas	100/5	60	170.00	166.00	169.25	171.50	(2.25)	-	-	-	-	9706	29/12/97	10.92	15.50	-	-	145.40	1.16
BD Plantation	100/5	-	-	-	-	750.00	-	-	-	-	-	9706	28/12/97	(128.96)	-	-	-	(345.10)	-
Bengal Biscuit	100/20	2,700	86.00	84.00	84.75	85.50	(0.75)	100	84.50	84.50	-	9706	29/3/98	26.31	3.22	-	-	234.32	0.36
Beximco Fisheries	100/20	1,500	114.00	111.50	113.25	112.75	0.50	-	-	111.25	-	9612	28/8/97	21.93	5.16	20.00	17.66	134.29	0.84
BLTC	100/5	-	-	-	-	780.00	-	-	-	-	-	9712	29/9/98	77.11	10.12	45.00	5.77	1,487.90	0.52
BATBC	10/50	150	103.00	103.00	103.00	102.00	1.00	-	-	106.50	-	9712	21/5/98	12.16	8.47	8.00	7.77	35.63	2.89
Chittagong Vegetable	100/10	660	112.00	106.50	109.00	104.25	4.75	770	108.00	107.00	1.00	9706	30/12/97	(0.51)	-	-	-	104.43	1.04
Dhaka Fisheries	100/50	8,750	117.00	112.00	115.50	112.25	3.25	-	-	126.00	-	9612	-	3.27	35.32	-	-	103.83	1.11
Dhaka Vegetable	100/5	1,330	66.00	60.00	63.75	60.50	3.25	-	-	-	-	9506	10/9/97	(5.33)	-	-	-	108.80	0.59
EL Camelia	100/5	-	-	-	-	2,000.00	-	-	-	-	-	9612	11/10/97	(49.38)	-	-	-	(469.70)	-
Gachihata	100/50	36,650	64.50	61.75	63.50	61.50	2.00	1,450	63.50	61.50	2.00	9704	-	10.43	6.09	-	-	121.42	0.52
Gemini Sea Food	100/5	-	-	-	-	161.00	-	-	-	-	-	9709	28/12/97	11.06	14.56	-	-	108.50	1.48
Gulf Foods	100/50	232,450	115.00	106.75	114.00	105.25	8.75	300	111.75	102.00	9.75	9704	-	-	-	-	-	100.00	1.14
Hill Plantation	100/5	-	-	-	-	900.00	-	-	-	-	-	9706	28/12/97	(29.32)	-	-	-	(43.43)	-
Meghna Shrimp	100/20	1,600	88.00	87.00	87.50	87.75	(0.25)	-	-	87.75	-	9612	29/9/98	20.67	4.23	18.00	20.57	102.07	0.86
Meghna Vegetable Oil	100/50	50	145.00	145.00	145.00	144.50	0.50	50	140.00	140.00	-	9706	9/12/97	29.90	4.85	20.00	13.79	145.49	1.00
Modern Industries	100/5	-	-	-	-	87.00	-	-	-	-	-	9712	29/7/98	(15.23)	-	-	-	49.17	1.77
Mona Food	100/50	33,150	74.75	71.00	72.75	69.00	3.75	-	-	83.00	-	9706	-	3.79	19.20	-	-	107.54	0.68
NTC	100/5	80	310.00	310.00	310.00	308.00	2.00	-	-	325.00	-	9712	29/4/98	151.89	2.04	30.00	9.68	402.42	0.77
Rabeya Flour	10/50	-	-	-	-	-	-	-	-	-	-	9712	21/9/98	1.31	-	10.00	-	7.93	-
Rahima Food Corp.	100/50	6,800	73.75	70.00	71.50	70.75	0.75	350	68.00	68.50	(0.50)	9706	29/12/97	6.02	11.88	-	-	117.64	0.61
Raspit Food	100/50	16,000	144.50	135.00	138.50	135.75	2.75	200	137.00	149.50	(12.50)	9612	30/10/97	11.82	11.72	-	-	101.64	1.36
Rupon Oil	10/100	1,046,300	13.30	13.00	13.10	12.80	0.30	-	-	-	-	9706	12/6/98	0.11	119.09	-	-	32.14	0.41
Shyampur Sugar mills	10/100	2,129,100	15.40	14.60	15.10	14.60	0.50	-	-	-	-	9706	31/3/98	(13.31)	-	-	-	(53.00)	-
Tripti Industries	100/5	92,085	118.00	114.25	117.00	113.25	3.75	3,135	115.25	111.25	4.00	9608	-	4.74	24.68	10.00	8.55	110.00	1.06
Tulip Dairy	100/5	6,560	163.00	155.00	157.50	158.75	(1.25)	-	-	-	-	9306	30/3/95	(35.14)	-	-	-	53.99	2.92
Yousuf Flour	10/50	-	-	-	-	-	-	-	-	-	-	9706	24/12/97	0.12	-	-	-	4.40	-
Zeal Bangla	10/50	1,658,800	13.50	12.50	13.30	12.50	0.80	-	-	-	-	9706	26/8/98	(7.46)	-	-	-	(36.50)	-
Fuel & Power																			
BOC	10/50	4,250	102.40	101.10	101.50	102.70	(1.20)	200	105.30	102.00	3.30	9709	20/1/98	4.84	20.97	3.00	2.96	11.84	8.57
Eastern Lubricant	10/50	100	13.00	13.00	13.00	-	13.00	-	-	-	-	9706	12/3/98	6.29	2.07	3.50	26.92	40.27	0.32
National Oxyg.	100/10	160	72.00	66.00	69.50	64.75	4.75	-	-	90.00	-	9606	30/6/97	(1,110.86)	-	-	-	(337.60)	-
Padma Oil	10/50	500	210.10	209.50	209.90	209.50	0.40	50	210.00	211.50	(1.50)	9706	24/3/98	14.29	14.69	3.00	1.43	68.52	3.06
Jute																			
Ahad Jute	100/10	-	-	-	-	-	-	-	-	-	-	9706	21/12/97	(5.28)	-	-	-	(372.90)	-
Islam Jute	100/5	-	-	-	-	106.00	-	-	-	-	-	9706	31/12/97	(13.08)	-	-	-	(546.70)	-
Jute Spinners	100/5	20	170.00	159.00	164.50	158.00	6.50	-	-	-	-	9706	29/3/98	28.56	5.76	15.00	9.12	(58.08)	-
Mutual Jute	100/5	-	-	-	-	-	-	-	-	-	-	9706	30/12/97	24.89	-	15.00	-	184.29	-
Northern Jute	10/200	25,000	21.00	20.50	20.60	20.40	0.20	-	-	-	-	9706	27/12/97	1.13	18.23	-	-	10.80	1.91
Saleh Carpet	10/200	1,378,400	12.90	12.20	12.40	12.30	0.10	-	-	-	-	9612	22/12/97	(12.81)	-	-	-	(104.30)	-
Sonali Ansh	100/5	-	-	-	-	205.00	-	-	-	-	-	9706	21/12/97	24.07	8.52	-	-	15.11	13.57
Textile																			
Al-Haj Textile	10/50	-	-	-	-	-	-	-	-	-	-	9706	24/12/97	1.56	-	10.00	-	11.76	-
Alltex Industries	100/50	7,250	64.00	62.60	62.75	63.25	(0.50)	2,500	63.25	63.75	(0.50)	9706	24/12/97	18.55	3.38	-	-	110.94	0.57
Anlima Yarn Dyeing	100/50	800	89.00	86.00	88.25	89.25	(1.00)	-	-	83.00	-	9706	4/12/97	-	-	-	-	100.00	0.88
Apex Spinning	100/20	120	132.00	132.00	132.00	132.00	-	-	-	140.75	-	9703	22/12/97	20.60	6.41	12.50	9.47	141.10	0.94

LEAGUE TABLE

Company Name	FV/ML	Market Performance: Dhaka Stock Exchange Vol	Day's High	Day's Low	Day's Closing	Prev. Closing	Net Chg	Chittagong Stock Exchange Vol	Day's Closing	Prev. Closing	Net Chg	AGM Year End	Date	Financial Performance EPS	P/E	DPS	Yield	NAV per Share	Price/NAV
	Tk/nos	nos	Tk	Tk	Tk	Tk	Tk	nos	Tk	Tk	Tk	YM	D/M/Y	Tk	x	Tk	%	Tk	x
Apex Weaving	100/50	1,300	58.00	56.50	57.00	56.75	0.25	1,000	57.00	56.75	0.25	9706	27/11/97	(2.14)	-	-	-	97.86	0.58
Arbee Textile	100/10	-	-	-	-	-	-	-	-	-	-	9712	28/6/98	(59.13)	-	-	-	(78.92)	-
Ashraf Textile	10/50	145,100	21.70	21.10	21.20	21.20	-	77,800	21.30	21.40	(0.10)	9706	28/12/97	0.50	42.40	1.50	7.08	30.08	0.70
BD Dyeing	100/20	240	176.00	173.00	173.75	172.00	1.75	-	-	174.00	-	9612	27/9/97	45.93	3.78	15.00	8.63	158.99	1.09
BD Zipper	100/50	200	90.00	90.00	90.00	89.25	0.75	50	88.00	91.25	(3.25)	9706	22/12/97	12.49	7.21	11.00	12.22	104.09	0.86
Beximco Denims	100/20	1,550	245.00	239.25	241.75	245.00	(3.25)	-	-	243.50	-	9612	9/9/97	38.42	6.29	20.00	8.27	123.05	1.96
Beximco Knitting	100/20	460	139.00	137.50	138.00	138.25	(0.25)	-	-	136.25	-	9612	2/9/97	21.54	6.41	15.00	10.87	106.90	1.29
Beximco Textile	100/50	750	124.75	122.75	124.00	122.25	1.75	50	122.25	123.50	(1.25)	9612	7/9/97	4.83	25.67	-	-	90.69	1.37
Chic Tex	10/500	408,000	11.10	10.90	10.90	10.90	-	785,000	10.90	11.00	(0.10)	9706	24/12/97	0.18	60.56	0.60	5.50	11.13	0.98
CMC-Kamal	100/50	-	-	-	-	100.00	-	1,300	72.75	88.00	(15.25)	9612	-	-	-	-	-	100.00	1.00
Dandy Dyeing	100/50	2,950	52.00	48.50	49.75	48.25	1.50	-	-	-	-	9612	30/9/97	(21.99)	-	-	-	59.93	0.83
Delta Millers	100/20	1,020	65.75	65.00	65.25	65.50	(0.25)	-	-	64.25	-	9706	30/12/97	8.52	7.66	10.00	15.33	116.17	0.56
Desh Garments	100/10	-	-	-	-	101.25	-	-	-	-	-	9706	11/12/97	20.62	4.91	10.00	9.88	97.37	1.04
Dulamia Cotton	100/10	520	54.00	51.00	52.00	54.75	(2.75)	-	-	65.00	-	9706	29/12/97	(55.83)	-	-	-	38.42	1.35
Dynamic Textile	100/20	37,600	36.50	35.25	35.25	35.50	(0.25)	1,880	35.00	35.00	-	9609	7/9/97	(7.18)	-	-	-	104.83	0.34
Eagle Star Textile	10/50	1,584,950	13.90	13.20	13.50	13.10	0.40	2,591,200	13.40	13.10	0.30	9706	24/12/97	(0.08)	-	-	-	9.46	1.43
GEM Knitwear	100/50	-	-	-	-	73.50	-	-	-	-	-	9612	-	-	-	-	-	100.00	0.74
GMG Industrial Corp.	10/50	-	-	-	-	22.50	-	-	-	32.00	-	9706	29/12/97	(4.22)	-	-	-	(41.00)	-
HR Textile	100/50	100	89.00	88.50	88.75	90.25	(1.50)	-	-	90.00	-	9709	29/12/97	8.17	10.86	12.50	14.08	130.94	0.68
M. Hossain Garments	100/50	1,600	66.00	61.50	62.50	62.25	0.25	-	-	60.50	-	9606	24/12/97	5.20	12.02	15.00	24.00	116.99	0.53
Mita Textile	100/20	3,600	77.00	73.00	74.25	75.25	(1.00)	-	-	77.50	-	9606	26/12/96	24.61	3.02	15.00	20.20	112.99	0.66
Mithun Knitting	100/20	6,900	69.50	63.00	65.00	67.00	(2.00)	-	-	-	-	9706	29/12/97	8.88	7.32	-	-	123.85	0.52
Modern Dyeing	100/5	-	-	-	-	75.00	-	-	-	-	-	9706	22/12/97	1.55	48.39	-	-	102.51	0.73
Monno Fabrics	100/50	1,850	96.00	95.00	95.25	95.50	(0.25)	250	94.00	94.50	(0.50)	9612	22/12/97	-	-	-	-	135.22	0.70
Padma Textile	100/20	180	228.00	227.00	227.00	228.25	(1.25)	-	-	227.00	-	9612	7/8/97	47.81	4.75	20.00	8.81	110.63	2.05
Prime Textile	100/50	6,700	75.50	73.50	74.50	74.50	-	-	-	73.00	-	9706	28/6/98	10.71	6.96	5.00	6.71	143.73	0.52
Quasem Silk	10/100	124,000	21.20	19.90	20.00	20.70	(0.70)	-	-	-	-	9709	21/6/96	0.14	142.86	-	-	(4.25)	-
Quasem Textile	10/50	4,600	31.00	26.00	29.40	28.60	0.80	-	-	-	-	9709	21/6/96	(2.56)	-	-	-	(78.16)	-
Rahim Textile	100/5	-	-	-	-	77.25	-	-	-	-	-	9706	12/2/98	5.87	13.16	5.00	6.47	(14.63)	-
Saiham Textile	100/10	-	-	-	-	105.75	-	-	-	-	-	9706	27/11/97	24.78	4.27	12.50	11.82	91.43	1.16
Sajib Knitwear	100/50	4,200	53.00	51.25	51.75	51.50	0.25	-	-	52.00	-	9706	24/12/97	1.99	26.01	5.00	9.66	102.56	0.50
Sonargaon Textile	100/50	-	-	-	-	78.50	-	-	-	90.00	-	9712	29/9/98	35.66	2.20	8.00	10.19	173.53	0.45
Sreepur Textile	100/50	150	69.00	68.50	68.75	70.75	(2.00)	-	-	69.50	-	9712	24/9/98	(1.86)	-	-	-	99.87	0.69
STM	100/5	20	60.50	55.00	57.75	55.50	2.25	-	-	-	-	9612	30/9/97	(26.47)	-	-	-	394.11	0.15
Stylecraft	100/5	-	-	-	-	1,035.00	-	-	-	-	-	9703	20/11/97	157.97	6.55	20.00	1.93	624.05	1.66
Tallu Spinning	100/10	120	82.00	80.00	80.25	86.75	(6.50)	-	-	-	-	9706	29/12/97	8.36	9.60	-	-	123.53	0.65
Tamijuddin Textile	100/10	-	-	-	-	61.00	-	-	-	90.00	-	9706	24/12/97	(7.74)	-	-	-	81.92	0.74
Pharma & Chemical																			
ACI	10/50	68,150	34.70	34.00	34.10	34.40	(0.30)	283,750	34.00	34.50	(0.50)	9712	23/7/98	3.73	9.14	3.00	8.80	39.36	0.87
Ambee Pharma	10/50	7,100	45.00	43.50	43.90	43.60	0.30	-	-	44.40	-	9712	12/9/98	2.40	18.29	2.50	5.69	11.48	3.82
Bangla Process	100/5	210	114.25	108.00	108.75	107.25	1.50	-	-	-	-	9706	28/12/97	3.26	33.36	-	-	148.65	0.73
BCIL	100/20	550	139.00	136.75	137.50	138.00	(0.50)	-	-	140.00	-	9706	22/12/97	9.13	15.06	8.00	5.82	143.83	0.96
Beximco Infusions	100/10	1,090	280.00	270.00	276.25	272.00	4.25	-	-	293.75	-	9612	2/9/97	38.30	7.21	25.00	9.05	139.23	1.98
Beximco Pharma	10/50	53,250	57.00	56.10	56.20	56.00	0.20	34,760	56.30	56.50	(0.20)	9612	30/11/97	8.02	7.01	3.00	5.34	59.12	0.95
Beximco Synthetics	100/20	2,160	175.00	173.50	174.50	173.50	1.00	80	174.50	173.25	1.25	9612	9/9/97	29.75	5.87	20.00	11.46	118.42	1.47
Glaxo Bangladesh	10/50	1,450	83.00	81.50	81.70	82.30	(0.60)	-	-	-	-	9612	30/4/98	6.78	12.05	2.75	3.37	42.45	1.92
Imam Button	100/50	3,500	101.50	96.50	100.25	96.00	4.25	-	-	98.25	-	9706	24/12/97	7.59	13.21	10.00	9.98	100.31	1.00
JH Chemical	100/50	85,200	117.75	111.25	112.25	113.25	(1.00)	-	-	114.75	-	9712	-	-	-	-	-	100.00	1.12
Kohinoor Chemicals	100/5	1,355	98.00	91.50	93.75	96.25	(2.50)	90	90.00	95.00	(5.00)	9406	27/2/95	(7.77)	-	-	-	(270.20)	-
Libra Pharma	100/20	40	306.00	305.00	305.50	303.00	2.50	-	-	330.00	-	9706	24/12/97	28.25	10.81	20.00	6.55	253.05	1.21
National Polymer	100/10	20	185.00	185.00	185.00	180.00	5.00	-	-	209.25	-	9706	29/9/97	38.82	4.77	20.00	10.81	169.44	1.09
Orion Infusion	100/20	-	-	-	-	40.75	-	-	-	34.43	-	9606	3/2/97	8.09	5.04	17.00	41.72	102.38	0.40
Perfume Chemical	100/50	5,650	85.50	84.00	84.75	86.25	(1.50)	-	-	79.25	-	9806	30/4/98	1.62	52.31	-	-	108.11	0.78
Petro Synthetic	10/50	6,500	35.50	33.30	34.10	32.10	2.00	-	-	-	-	9612	2/10/97	(10.66)	-	-	-	(41.17)	-
Pharma Aids	100/5	535	122.00	108.00	114.75	108.25	6.50	-	-	-	-	9706	29/12/97	(6.01)	-	-	-	117.61	0.98
Pharmaco	100/5	3,100	73.50	70.00	71.75	72.75	(1.00)	-	-	-	-	9706	30/3/98	3.14	22.85	-	-	58.58	1.22
Rahman Chemicals	100/10	2,780	61.00	58.50	59.75	60.00	(0.25)	-	-	-	-	9612	13/11/97	(11.71)	-	-	-	(47.06)	-
Reckitt & Colman	10/50	850	99.00	98.00	98.60	98.50	0.10	50	101.00	97.50	3.50	9801	19/5/98	4.83	20.41	2.75	2.79	25.63	3.85
Renata	100/5	-	-	-	-	375.00	-	-	-	-	-	9712	17/6/98	39.14	9.58	-	-	140.98	2.66
Square Pharma	100/20	360	732.00	711.00	724.75	729.75	(5.00)	340	733.25	738.50	(5.25)	9803	13/8/98	114.27	6.34	45.00	6.21	677.49	1.07
TBL	100/5	460	93.00	84.00	86.75	85.25	1.50	-	-	85.50	-	9712	30/7/98	(313.75)	-	-	-	(1,362.00)	-
The Ibnsina	100/10	90	160.00	160.00	160.00	161.75	(1.75)	-	-	145.00	-	9706	5/3/98	19.15	8.36	15.00	9.38	108.49	1.47
Wata Chemicals	100/20	240	199.00	192.00	196.25	192.00	4.25	-	-	305.33	-	9712	26/8/98	3.85	50.97	10.00	5.10	190.18	1.03
Paper & Printing																			
Azadi Printers	100/10	-	-	-	-	-	-	-	-	551.00	-	9606	24/12/97	(13.48)	-	-	-	(393.60)	-
Eagle Box	10/50	-	-	-	-	70.00	-	-	-	-	-	9606	14/10/98	(62.66)	-	-	-	(134.90)	-
MAQ Enterprises	100/50	2,400	61.75	60.25	61.00	61.50	(0.50)	-	-	58.00	-	9612	-	12.24	4.98	-	-	126.94	0.48
MAQ Paper	100/20	400	105.00	103.50	104.25	103.00	1.25	-	-	101.00	-	9712	20/9/98	18.47	5.64	10.00	9.59	123.04	0.85
Monospool Paper	100/5	240	59.50	59.00	59.25	61.00	(1.75)	-	-	-	-	9806	15/9/98	1.88	31.52	-	-	178.33	0.33
Padma Printers	10/50	500	40.10	38.00	39.30	40.40	(1.10)	-	-	-	-	9612	23/12/96	-	-	-	-	10.00	3.93
Paper Process	100/10	29,800	53.00	50.00	52.25	49.25	3.00	-	-	-	-	9512	26/12/97	2.62	19.94	-	-	82.03	0.64
Sonali Paper	10/50	16,000	40.90	36.10	36.80	37.80	(1.00)	-	-	41.30	-	9606	30/12/96	1.07	34.39	1.50	4.08	10.19	3.61
Services & Real Estate																			
BD Hotel	10/50	-	-	-	-	-	-	-	-	-	-	9712	17/9/98	5.52	-	30.00	-	290.43	-
BD Services	10/50	-	-	-	-	-	-	-	-	-	-	9612	24/12/97	1.78	-	1.00	-	36.52	-
Eastern Housing	100/20	3,540	140.00	138.75	139.75	139.00	0.75	1,000	139.75	138.25	1.50	9707	28/12/97	18.99	7.36	16.00	11.45	122.67	1.14
Samorita Hospital	100/50	900	108.75	103.00	106.00	107.25	(1.25)	-	-	111.00	-	9706	19/3/98	3.91	27.11	-	-	109.22	0.97
Shine Pukur Holdings	100/50	30,900	84.75	83.75	84.00	83.50	0.50	7,850	84.50	84.25	0.25	9612	30/11/97	10.21	8.23	10.00	11.90	103.50	0.81
Miscellaneous																			
Apex Footwear	100/20	160	238.00	237.50	237.50	240.00	(2.50)	-	-	242.75	-	9712	14/5/98	21.92	10.83	25.00	10.53	207.24	1.15
Apex Tannery	100/10	-	-	-	-	242.25	-	470	238.25	239.00	(0.75)	9706	28/12/97	2.71	89.39	25.00	10.32	413.98	0.59
Aramit	10/50	12,150	50.90	49.10	49.30	50.10	(0.80)	1,100	48.40	51.50	(3.10)	9712	27/9/98	3.49	14.13	2.30	4.67	26.79	1.84
Aramit Cement	100/50	110,750	155.00	143.00	146.50	146.00	0.50	5,200	149.75	142.50	7.25	9712	-	-	-	-	-	100.00	1.47
Bata Shoe	10/100	1,200	108.30	106.00	106.00	106.60	(0.60)	-	-	-	-	9712	3/6/98	11.92	8.89	9.00	8.49	37.01	2.86
BD Luggage	100/50	200	70.00	68.50	69.00	71.00	(2.00)	-	-	58.00	-	9606	-	-	-	-	-	100.00	0.69
Bengal Fine Ceramic	100/50	300	138.00	134.25	135.75	134.25	1.50	-	-	133.00	-	9706	24/12/97	9.10	14.92	10.00	7.37	100.48	1.35
BEXIMCO	10/100	22,900	63.90	62.80	63.30	62.60	0.70	2,600	63.10	62.60	0.50	9612	28/8/97	4.89	12.94	2.50	3.95	21.68	2.92
BSC	100/5	-	-	-	-	90.00	-	-	-	102.00	-	9606	19/12/96	(74.44)	-	-	-	(556.00)	-
Chittagong Cement	100/5	730	588.00	582.00	586.00	583.50	2.50	440	586.25	585.25	1.00	9706	22/1/98	34.95	16.77	30.00	5.12	160.30	3.66
Confidence Cement	100/20	1,400	254.00	251.00	252.25	251.00	1.25	80	254.00	252.50	1.50	9706	31/3/98	9.77	25.82	5.00	1.98	218.08	1.16
Excelsior Shoes	100/50	22,350	64.50	63.50	63.50	63.75	(0.25)	1,000	63.00	63.50	(0.50)	9709	31/3/98	8.02	7.92	-	-	121.58	0.52
Fu-Wang Ceramic	100/50	24,050	139.50	135.75	136.00	137.00	(1.00)	150	135.00	137.00	(2.00)	9710	-	5.24	25.95	-	-	106.87	1.27
GQ Ball Pen	10/50	150	138.50	138.00	138.10	138.00	0.10	-	-	142.00	-	9712	24/8/98	8.97	15.40	3.50	2.53	99.11	1.39
Highspeed Ship	100/5	-	-	-	-	-	-	-	-	-	-	9712	22/9/98	7.50	-	7.00	-	134.07	-
Himadri	10/100	-	-	-	-	-	-	-	-	-	-	9612	29/9/97	1.13	-	-	-	12.86	-
Lexco	100/10	170	176.75	176.75	176.75	173.50	3.25	-	-	188.50	-	9712	10/9/98	10.80	16.37	10.00	5.66	550.47	0.32
Mark BD Shilpa & Engg	100/50	2,600	106.00	104.25	105.00	103.75	1.25	-	-	102.00	-	9706	29/12/57	13.54	7.75	11.00	10.48	218.88	0.48
Meghna Cement	100/50	1,550	174.50	172.00	173.25	170.75	2.50	700	172.25	171.25	1.00	9712	24/9/98	14.29	12.12	10.00	5.77	108.76	1.59
Monno Ceramic	100/5	100	509.75	506.00	507.25	507.50	(0.25)	-	-	505.00	-	9706	21/12/97	52.94	9.58	30.00	5.91	233.97	2.17
Niloy Cement	100/50	1,700	143.00	142.00	142.50	142.25	0.25	50	144.00	142.00	2.00	9703	-	-	-	-	-	100.00	1.43
Paragon Leather	100/50	1,900	76.25	75.00	75.50	75.50	-	100	76.25	76.50	(0.25)	9706	27/5/98	9.44	8.00	10.00	13.25	113.73	0.66
Phoenix Leather	100/5	-	-	-	-	300.00	-	-	-	-	-	9606	5/1/97	38.26	7.84	-	-	12.89	23.27
Rose Heaven Ball Pen	10/500	163,500	26.20	25.70	25.70	25.90	(0.20)	77,500	25.90	26.10	(0.20)	9702	-	0.90	28.56	-	-	16.44	1.56
Samata Leather	100/50	300	110.00	103.00	105.50	105.25	0.25	-	-	-	-	9712	-	6.05	17.44	-	-	176.72	0.60
Savar Refractories	100/5	4,975	83.50	76.00	78.00	78.00	-	-	-	-	-	9706	25/3/96	(9.18)	-	-	-	100.75	0.77
Standard Ceramic	100/50	150	151.50	151.00	151.00	154.50	(3.50)	-	-	155.00	-	9706	23/6/98	13.37	11.29	10.00	6.62	231.99	0.65
Texpick Industries	100/10	730	113.50	105.00	111.75	119.50	(7.75)	-	-	-	-	9706	24/12/97	1.24	90.12	-	-	128.69	0.87
The Engineers	100/5	-	-	-	-	101.00	-	-	-	-	-	9608	27/12/97	75.82	1.33	10.00	9.90	387.50	0.26
Usmania Glass	100/5	195	310.00	306.00	308.25	313.00	(4.75)	10	300.00	300.00	-	9706	6/3/98	(3.66)	-	15.00	4.87	340.72	0.90
Insurance																			
BGIC	100/10	90	280.00	278.00	278.25	271.00	7.25	-	-	270	-	9712	10/9/98	39.57	7.03	25.00	8.98	234.52	1.19
Central Insurance	100/20	-	-	-	-	169.00	-	-	-	171	-	9712	16/9/98	26.00	6.50	20.00	11.83	157.46	1.07
Delta Life Insurance	100/5	150	580.00	575.00	578.50	590.75	(12.25)	-	-	625	-	9612	24/6/97	-	-	25.00	4.49	100.00	5.79
Eastern Insurance	100/20	20	170.00	170.00	170.00	167.50	2.50	-	-	205	-	9712	12/8/98	28.93	5.88	20.00	11.76	158.46	1.07
Eastland Insurance	100/20	-	-	-	-	165.00	-	-	-	180	-	9712	27/7/98	31.01	5.32	18.00	10.91	213.01	0.77
Federal Insurance	100/50	-	-	-	-	146.00	-	50	170	165	5.50	9612	22/8/98	18.45	7.91	18.00	12.33	151.09	0.97
Green Delta Insurance	100/10	30	500.00	500.00	500.00	497.00	3.00	-	-	500	-	9712	25/6/98	58.11	8.60	35.00	7.00	282.66	1.77
Janata Insurance	100/20	300	120.00	117.50	118.75	114.75	4.00	180	119	115	3.50	9612	1/12/97	(43.76)	-	-	-	102.20	1.16
Karnaphuli Insurance	100/20	-	-	-	-	155.00	-	-	-	-	-	9712	24/9/98	21.11	7.34	18.00	11.61	181.20	0.86
National Life Insurance	100/20	-	-	-	-	190.00	-	-	-	333	-	9712	4/7/98	-	-	-	-	100.00	1.90
People Insurance	100/20	-	-	-	-	579.00	-	-	-	603	-	9712	7/9/98	31.34	18.47	21.00	3.63	243.19	2.38
Phoenix Insurance	100/20	380	225.00	221.00	222.75	223.50	(0.75)	-	-	238	-	9712	20/5/98	38.56	5.78	30.00	13.47	205.42	1.08
Pragati Insurance	100/10	10	460.00	460.00	460.00	495.00	(35.00)	-	-	510	-	9712	22/7/98	79.08	5.82	35.00	7.61	438.47	1.05
Purabi Insurance	100/50	-	-	-	-	72.50	-	-	-	-	-	9512	30/9/96	(3.28)	-	-	-	102.05	0.71
Reliance Insurance	100/50	100	315.00	300.00	307.50	305.00	2.50	-	-	380	-	9712	22/6/98	50.43	6.10	30.00	9.76	363.45	0.85
Rupali Insurance	100/20	120	215.00	214.00	214.75	210.00	4.75	-	-	230	-	9712	10/8/98	32.55	6.60	25.00	11.64	254.12	0.85
Sandhani Life Insurance	100/50	150	105.00	103.00	104.00	105.00	(1.00)	-	-	100	-	9612	20/11/97	-	-	-	-	100.00	1.04
United Insurance	100/10	180	290.25	280.00	282.50	290.00	(7.50)	-	-	-	-	9712	17/5/98	27.90	10.13	20.00	7.08	206.28	1.37

DEBENTURE

Name	Nature of Debenutre	Year of Float	Date of Maturity	Date of Conversion	Interest Due	FV/ML Tk/Nos	Day's Closing Price DSE Tk	CSE Tk
Aramit Cement	14%, 20% Convertible, 80% Redeemable	1998	September, 2008	September, 2000	Mar, Sep	2500/2	2,168.50	
BCIL	17%, 20% Convertible, 80% Redeemable	1993	December 31, 1999	February 1, 1995	Jan, Jul	480/1		
BD Luggage	14%, 20% Convertible, 80% Redeemable	1996	September 5, 2003	September 5, 1998	Mar, Sep	2500/2	1,660.00	
BD Zipper	14%, 20% Convertible, 80% Redeemable	1995	August 1, 2002	August 1, 1997	Feb, Aug	1800/2		
BEXIMCO	17%, 100% Redeemable	1989	October 11, 1998		Oct, Apr	162/1		
Beximco Denims	14%, 100% Redeemable	1995	July 10, 2005		Jan, Jul	2500/2	2,362.50	
Beximco Fisheries	14%, 100% Redeemable	1994	May 1, 2004		Jan, Jul	2571.42/1		
Beximco Infusion	17%, 100% Redeemable	1992	October 31, 2000		Oct, Apr	700/2		
Beximco Synthetics	14%, 100% Redeemable	1993	September 1, 2003		Mar, Sep	1963/2		
Beximco Textile	14%, 100% Redeemable	1995	July 1, 2005		Jan, Jul	2500/2		
Beximco Knitting	14%, 20% Convertible, 80% Redeemable	1994	July 1, 2004	July 1, 1995	Jan, Jul	2056/2		
Eastern Housing	15%, 10% Convertible, 90% Redeemable	1994	January 1, 2000	July 1, 1995	Jan, Jul	1687.5/1		

COMPANY CALENDAR

Company	Declaration Year End	Div/Bon/Rght	Book Closure From	To	AGM/EGM Date & Time	Venue
Eagle Box	9706-9806		26/10/98	09/11/98	09/11/98 10am	Factory Premises
BEXIMCO	9712	25%	07/10/98	05/11/98	05/11/98 10.30a	Hotel Sonargaon
Beximco Denims	9712	30%	07/10/98	05/11/98	05/11/98 3.30pm	Hotel Sonargaon
Padma Textile	9712	25%	12/10/98	08/11/98	8/11/9810.30am	Hotel Sonargaon
Beximco Textile	9712	5%	13/10/98	08/11/98	8/11/983.30pm	Hotel Sonargaon
Beximco Infusion	9712	25%	20/10/98	15/11/98	15/11/9810.30am	Hotel Sonargaon
Beximco Knitting	9712	20%	20/10/98	15/11/98	15/11/98 3.30pm	Hotel Sonargaon
CMC Kamal	9712		21/10/98	10/11/98	10/11/98	Hotel Purbani
Beximco Synthetics	9712	25%	21/10/98	19/11/98	19/11/9810.30am	Hotel Sonargaon
Beximco Fisheries	9712	10% F	21/10/98	19/11/98	19/11/98 3.30pm	Hotel Sonargaon
Uttara Bank	9712		26/10/98	24/11/98	24/11/98	Officers Club
Apex Tannery	9806	25%	29/10/98	26/11/98	26/11/98	Gulshan Youth Club
Beximco Pharma	9712	30%	11/11/98	10/12/98	10/12/9810.30am	1 Shahbagh C/A

Company	Declaration Year End	Div/Bon/Rght	Book Closure From	To	AGM/EGM Date & Time	Venue
Shine Pukur	9712	[illegible]	11/11/98	10/12/98	12/10/98 3pm	1 Shahbagh C/A
Sandhani Life Ins	9712	5%	26/11/98	10/12/98	10/12/98	Party Place
EBL	9712		03/11/98	12/11/98	12/11/98 4pm	Hotel Sheraton
Saiham Tex	9806	10%	29/10/98	19/11/98	19/11/98	BCIC Auditorium
Stylecraft	9803	20%	06/11/98	11/12/98	12/11/98 6.30pm	Hotel Purbani
Apex Weaving	9806		19/11/98	10/12/98	10/12/98 11.3am	Factory Premises
Quasem Drycell	9806	20%	15/11/98	10/12/98	10/12/98 11.3am	Factory Premises
NBL	9712		10/11/98	24/11/98	24/11/9811am	Engineers Ins.
Desh Garment	9806		17/11/98	02/12/98	2/12/98 11am	Hotel Razmoni
Monno Jute Stff	9712	20%	17/11/98	01/12/98	1/12/98 3. pm	Hotel Purbani
Monno Jutex	9806	75%	18/11/98	02/12/98	2/12/98 3.pm	Hotel Purbani
Gachihata Aqua.	9804		16/11/98	30/11/98	30/11/98 2.pm	Farm Site
Sanmata Leather	Last Date of Renunciation			04/11/98		

NOTES

FV/ML	: Face Value / Market Lots	Vol	: Volume	P/E (x)	: Price/Earning (Times)	Price/NAV(x)	: Price/Net Asset Value(Times)	Avg.	: Average
TK/Nos	: Taka/Number of Shares	EPS	: Earning Per Share	DPS	: Dividend Per Share	Tkm	:Taka in Million	Prev.	: Previous

Nos : Numbers
Chg. : Change

Prepared by The Daily Star in collaboration with Securities Consultants Limited