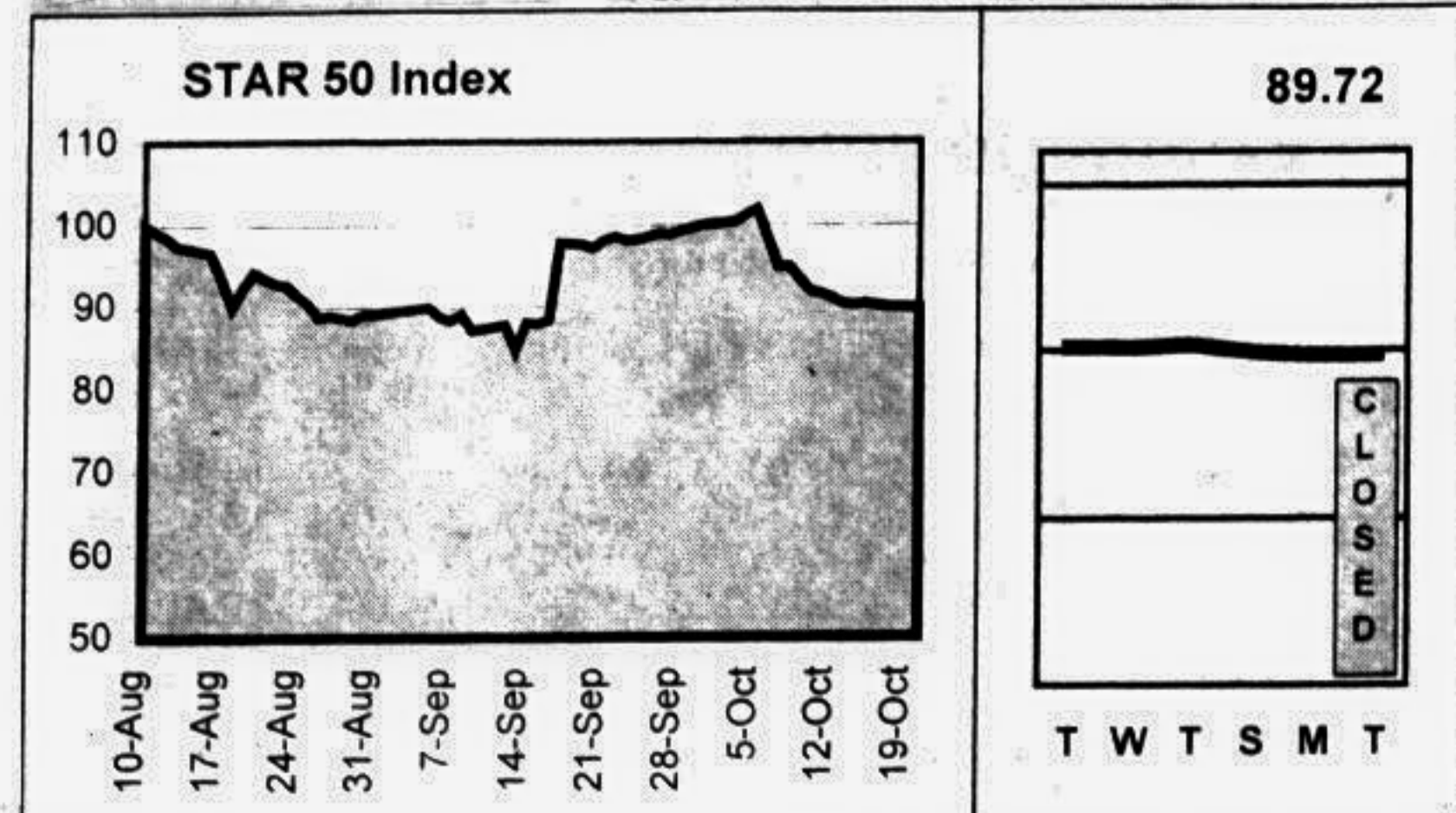


The Daily Star BUSINESS



DAY'S MARKET October 20, 1998. Summary statistics including All Share Price Index (613.93), Change in Index (pts) (0.273), Market Capitalisation (Tk) (5,579.27), and Turnover Volume (000) (13,334).

Fifty companies have been chosen for calculation of the STAR 50 Index based on their market capitalisation, liquidity, free float and corporate track record. The Base Period for the Index is August 10, 1998.

DAY'S MARKET LEADERS

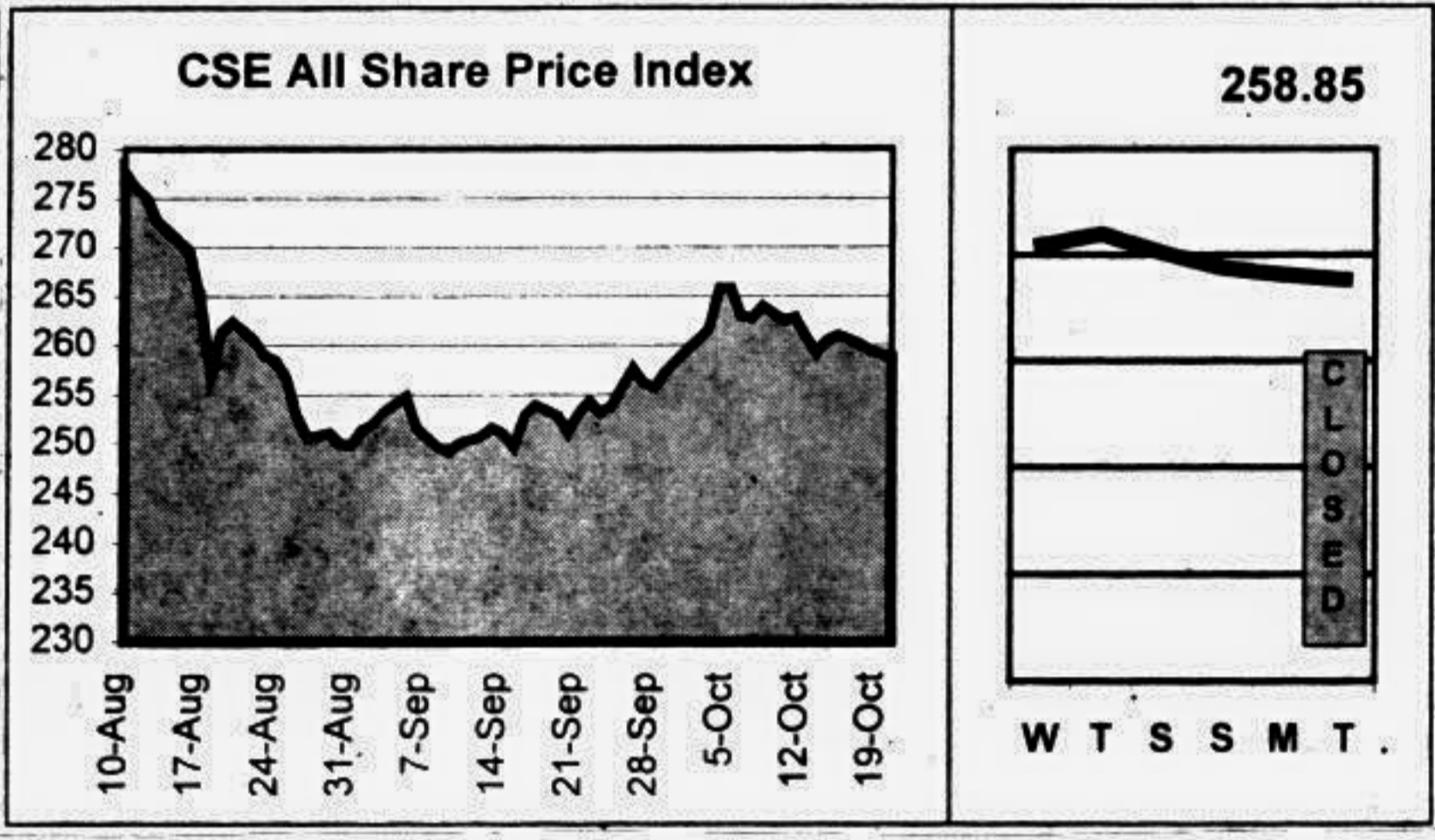
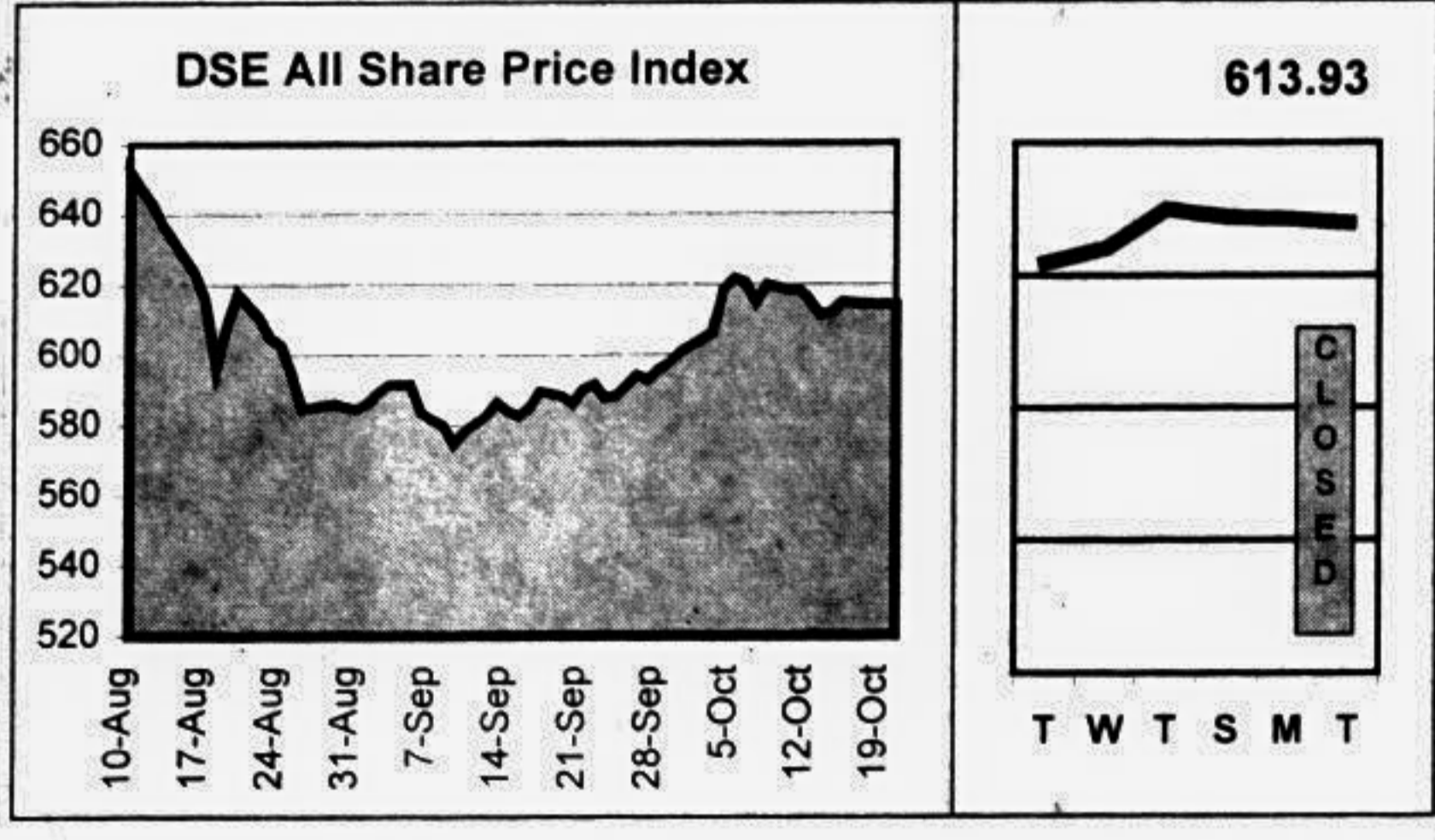
TURNOVER LEADERS table listing top companies by turnover. Top entries include Quasem Drycell (7,656, 209.28), Rose Heaven (1,502, 39.94), and Aramit Cement (173, 26.50).

CAPITAL GAINERS

Table of capital gainers. Top entries include Dulamia Cotton (0.01, 20.00%), Mark BD (0.05, 8.60%), and Aramit Cement (18.35, 8.59%).

CAPITAL LOSERS

Table of capital losers. Top entries include Al-Baraka (0.00, (8.70%)), Beximco Infusion (0.07, (10.50%)), and Tamiuddin Text (0.01, (8.57%)).



LEAGUE TABLE. Comprehensive table listing market performance and financial performance for various companies across different sectors like Banks, Engineering, Food & Allied, Textile, and Services & Real Estate.

LEAGUE TABLE

Main League Table table with columns for Company Name, Market Performance (Dhaka Stock Exchange, Chittagong Stock Exchange), AGM, and Financial Performance (EPS, P/E, DPS, Yield, NAV, Price/NAV).

DEBENTURE

Table listing debenture details including Name, Nature of Debenture, Year of Float, Date of Maturity, Date of Conversion, Interest, FV/ML, and Day's Closing Price (DSE, CSE).

COMPANY CALENDAR

Table listing company events such as Declaration, Book Closure, AGM/EGM, and other corporate actions with dates and venues.

NOTES

FM/L: Face Value / Market Lots, Vol: Volume, P/E (x): Price/Earning (Times), Price/NAV(x): Price/Net Asset Value (Times), Avg: Average, Nos: Numbers, TK/Nos: Taka/Number of Shares, EPS: Earning Per Share, DPS: Dividend Per Share, Turn: Turn, Prev: Previous, Chg: Change.