The Daily Star BUSINESS

DHAKA MONDAY, OCTOBER 19, 1998

STAR 50 Index

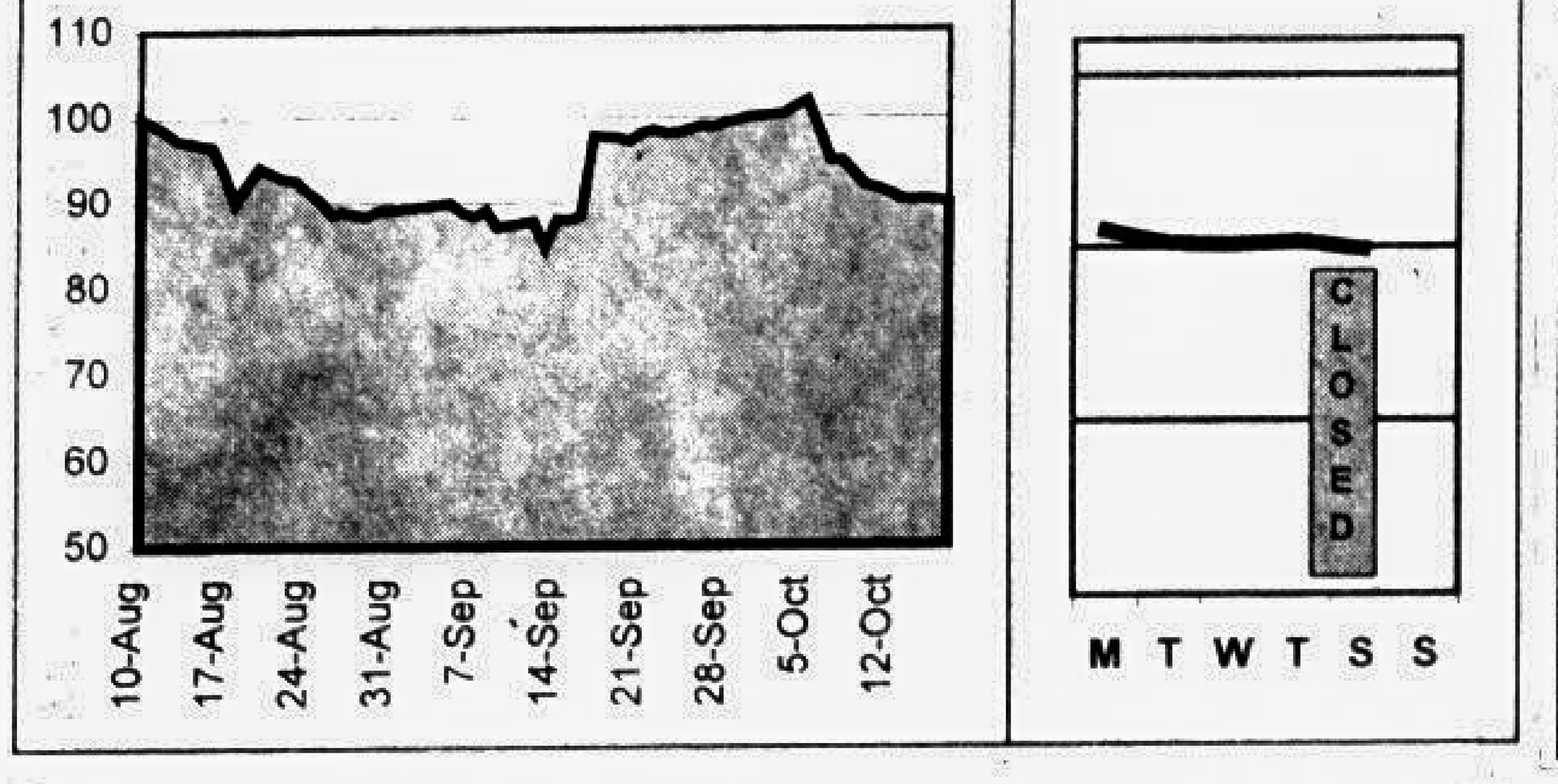

Fifty companies have been chosen for calculation of the **STAR 50 Index** based on their market capitalisation, liquidity, free float and corporate track record. The **Base Period** for the Index is **August 10, 1998**. The calculation has been done according to the widely used International Finance Corporation formula.

DSE All Share Price Index

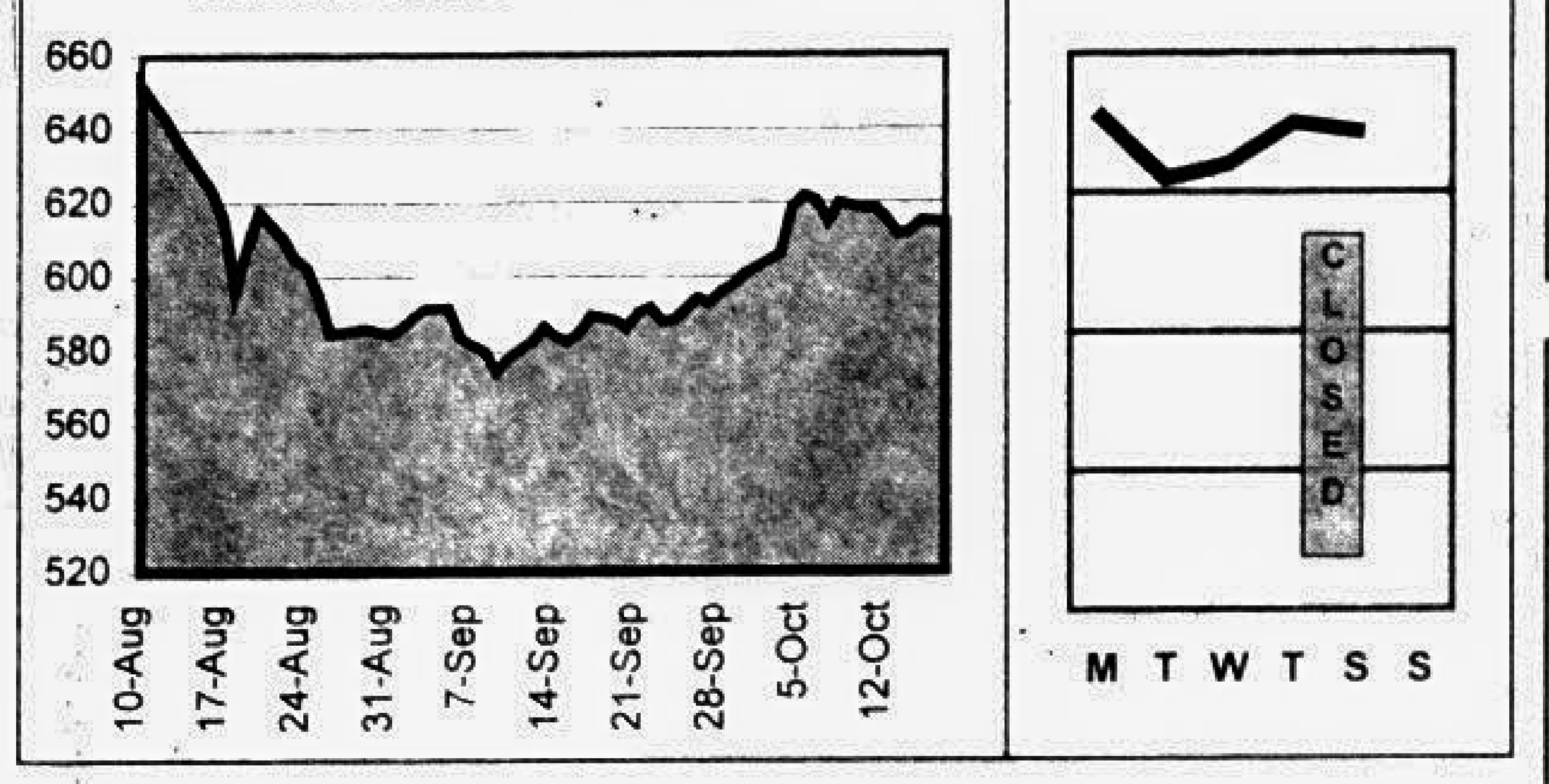

CSE All Share Price Index

259.38

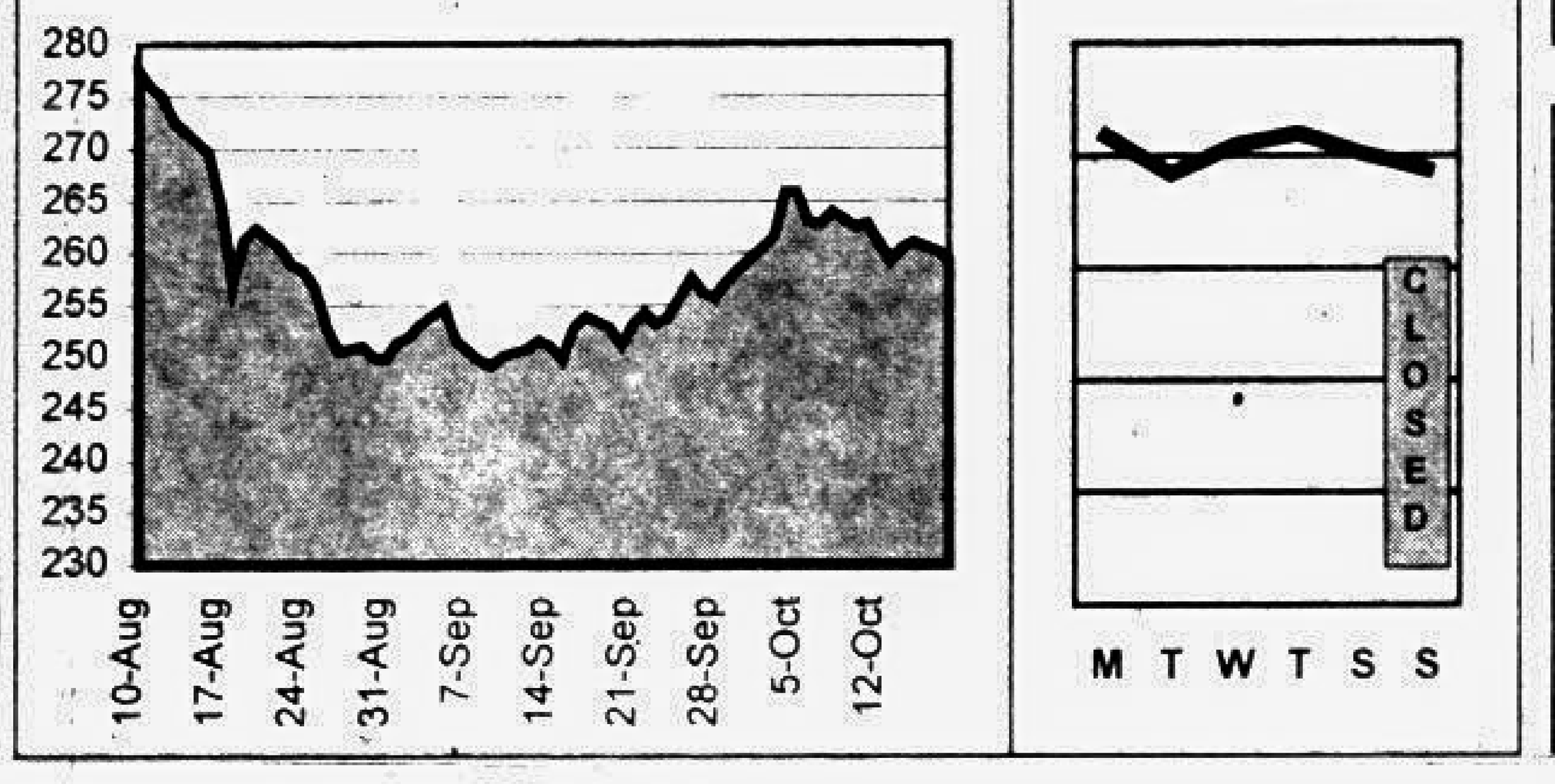

DAY'S MARKET

October 18, 1998

	DSE	CSE
All Share Price Index	-	259.38
Change in Index (pts)	-	(0.71)
Change in Index (%)	-	-0.27%
Market Capitalisation (cr Tk)	-	4,594.01
Market Capitalisation (mil US$)	-	977.45
Turnover Volume ('000)	-	2,235
Turnover Value (cr Tk)	-	4.81
No. of Issues Traded	-	53
No. of Issues Gained	-	16
No. of Issues Incurred Loss	-	31
No. of Issues Unchanged	-	6
Price Earning Ratio (x)	-	8.43
Dividend Yield (%)	-	6.97

DAY'S MARKET LEADERS

TURNOVER LEADERS

DSE	Vol '000	Value Tkm	CSE	Vol '000	Value Tkm
1 -	-	-	1 ACI	382	14.33
2 -	-	-	2 Chic Tex	786	9.27
3 -	-	-	3 Eagle Star	607	8.31
4 -	-	-	4 Quasem Drycell	241	6.47
5 -	-	-	5 Beximco Pharma	44	2.56
6 -	-	-	6 Ashraf Textile	89	2.03
7 -	-	-	7 Shine Pukur	21	1.79
8 -	-	-	8 Rose Heaven	47	1.25
9 -	-	-	9 Ctg Cement	0.43	0.26
10 -	-	-	10 Dynamic Textile	4	0.17

CAPITAL GAINERS

DSE	Vol '000	Change %	CSE	Vol '000	Change %
1 -	-	-	1 Dulamia Cotton	0.01	19.78
2 -	-	-	2 JH Chemical	0.50	2.94
3 -	-	-	3 Federal Insurance	0.05	1.54
4 -	-	-	4 Beximco Synthetics	0.02	1.53
5 -	-	-	5 Sajib Knitwear	0.30	1.48
6 -	-	-	6 NBL	0.64	1.45
7 -	-	-	7 BD Luggage	0.40	1.35
8 -	-	-	8 Apex Foods	0.01	0.70
9 -	-	-	9 Monno Fabrics	0.40	0.50
10 -	-	-	10 Ambee Pharma	1.00	0.42

CAPITAL LOSERS

DSE	Vol '000	Change %	CSE	Vol '000	Change %
1 -	-	-	1 Pragati Insurance	0.04	(6.96)
2 -	-	-	2 Bengal Fine Ceramic	0.05	(5.08)
3 -	-	-	3 Aramit	0.65	(4.54)
4 -	-	-	4 Kay & Que	0.05	(4.18)
5 -	-	-	5 ACI	382.05	(2.85)
6 -	-	-	6 Eagle Star	606.50	(2.84)
7 -	-	-	7 Apex Spinning	0.04	(2.59)
8 -	-	-	8 Ctg Vegetable	1.10	(2.48)
9 -	-	-	9 Apex Weaving	0.60	(1.95)
10 -	-	-	10 Dynamic Textile	4.14	(1.84)

LEAGUE TABLE

Company Name	FV/ML	Market Performance: Dhaka Stock Exchange Vol	Day's High	Day's Low	Day's Closing	Prev Closing	Net Chg	Chittagong Stock Exchange Vol	Day's Closing	Prev Closing	Net Chg	AGM Year End	Date	Financial Performance EPS	P/E	DPS	Yield	NAV per Share	Price/NAV
	Tk/nos	nos	Tk	Tk	Tk	Tk	Tk	nos	Tk	Tk	Tk	YM	D/M/Y	Tk	x	Tk	%	Tk	x
Banks																			
Al-Arafa	1000/5	-	-	-	-	994.75	-	-	-	1,006.00	-	9803	-	312.89	3.18	-	-	1,318.80	0.75
Al Baraka Bank	1000/1	-	-	-	-	920.00	-	-	-	-	-	9612	16/10/97	(1,052.92)	-	-	-	(2,586.00)	-
Arab Bangladesh Bank	100/5	-	-	-	-	96.00	-	-	-	110.00	-	9712	12/5/98	24.03	4.00	10.00	10.42	177.92	0.54
City Bank	100/5	-	-	-	-	105.50	-	-	-	220.00	-	9612	14/12/97	97.09	1.09	-	-	4.20	25.12
Eastern Bank	100/20	-	-	-	-	110.00	-	-	-	-	-	9612	20/11/97	37.10	2.96	-	-	(155.30)	-
IDLC	100/20	-	-	-	-	632.00	-	-	-	630.00	-	9712	2/6/98	59.60	10.60	30.00	4.75	214.74	2.94
IFIC Bank	100/5	-	-	-	-	100.00	-	-	-	108.00	-	9612	27/7/98	20.29	4.93	-	-	203.96	0.49
Islami Bank	1000/1	-	-	-	-	2,148.50	-	-	-	2,173.50	-	9712	20/8/98	322.18	6.67	21.00	0.98	3,925.20	0.55
National Bank	100/20	-	-	-	-	85.00	-	640	87.25	86.00	1.25	9612	4/12/97	30.08	2.83	-	-	199.98	0.43
Pubali Bank	100/5	-	-	-	-	118.00	-	-	-	96.00	-	9612	30/12/97	(198.44)	-	-	-	61.06	1.80
Rupali Bank	100/10	-	-	-	-	75.50	-	-	-	70.00	-	9612	30/5/98	1.36	55.51	-	-	(134.40)	-
UCBL	100/5	-	-	-	-	85.00	-	-	-	90.00	-	9612	27/8/97	34.66	2.45	-	-	198.58	0.43
United Leasing	100/20	-	-	-	-	990.00	-	-	-	-	-	9712	27/5/98	91.23	10.85	24.00	2.42	356.91	2.77
Uttara Bank	100/5	-	-	-	-	90.00	-	-	-	-	-	9612	18/11/97	3.49	25.79	-	-	256.57	0.35
Uttara Finance	100/50	-	-	-	-	240.50	-	-	-	248.00	-	9712	30/6/98	12.83	18.75	10.00	4.16	106.12	2.27
Investment																			
1st BSRS MF	100/50	-	-	-	-	83.00	-	-	-	77.00	-	-	-	-	-	-	-	-	-
1st ICB MF	100/5	-	-	-	-	955.00	-	-	-	1,800.00	-	9706	30/10/97	188.47	5.07	70.00	7.33	240.30	3.97
2nd ICB MF	100/5	-	-	-	-	430.00	-	-	-	425.00	-	9706	30/10/97	63.24	6.80	45.00	0.10	131.07	3.28
3rd ICB MF	100/5	-	-	-	-	325.00	-	-	-	570.00	-	9706	30/10/97	149.41	2.18	38.00	11.69	216.09	1.50
4th ICB MF	100/10	-	-	-	-	294.00	-	-	-	732.00	-	9706	30/10/97	84.39	3.48	45.00	15.31	139.84	2.10
5th ICB MF	100/10	-	-	-	-	202.00	-	-	-	300.00	-	9706	30/10/97	44.23	4.57	35.00	17.33	117.53	1.72
6th ICB MF	100/10	-	-	-	-	163.00	-	-	-	160.00	-	9706	30/10/97	45.78	3.56	24.00	14.72	125.71	1.30
7th ICB MF	100/10	-	-	-	-	146.50	-	-	-	150.00	-	9706	30/10/97	28.30	5.18	21.00	14.33	112.70	1.30
8th ICB MF	100/50	-	-	-	-	132.00	-	-	-	128.00	-	9706	30/10/97	31.25	4.22	18.00	13.64	113.25	1.17
ICB	100/5	-	-	-	-	210.00	-	-	-	175.00	-	9706	30/10/97	40.09	5.24	11.00	5.24	169.67	1.24
Engineering																			
Aftab Automobile	100/5	-	-	-	-	191.50	-	-	-	192.50	-	9708	28/12/97	7.46	25.67	12.00	6.27	226.22	0.85
Anwar Galvanizing	100/50	-	-	-	-	187.50	-	-	-	184.75	-	9706	30/3/98	21.44	8.75	15.00	8.00	106.44	1.76
Atlas Bangladesh	10/50	-	-	-	-	165.50	-	-	-	-	-	9706	28/12/97	22.39	7.39	15.00	9.06	59.89	2.76
Aziz Pipe	100/5	-	-	-	-	539.25	-	20	550.00	552.00	(2.00)	9712	30/7/98	13.53	39.86	15.00	2.78	544.82	0.99
BD Autocars	100/5	-	-	-	-	85.25	-	150	82.25	83.00	(0.75)	9706	30/12/97	11.69	7.29	-	-	130.72	0.65
BD Lamps	100/5	-	-	-	-	824.25	-	-	-	850.00	-	9712	9/9/98	34.88	23.63	30.00	3.64	243.81	3.38
BEMCO	100/10	-	-	-	-	114.50	-	-	-	-	-	9612	29/10/97	(20.48)	-	-	-	(93.79)	-
Bengal Steel	10/50	-	-	-	-	1,113.70	-	-	-	-	-	9612	27/9/97	(1.40)	-	-	-	2.34	475.94
Eastern Cables	100/5	-	-	-	-	139.75	-	340	138.75	141.00	(2.25)	9706	30/3/98	7.68	18.20	-	-	137.77	1.01
Karim Pipe	100/5	-	-	-	-	129.75	-	-	-	-	-	9612	24/12/97	(25.81)	-	-	-	106.73	1.22
Kay & Que	100/50	-	-	-	-	243.50	-	50	235.00	245.25	(10.25)	9612	28/9/97	10.99	22.16	12.50	5.13	119.00	2.05
Metalex Corp.	100/5	-	-	-	-	147.50	-	-	-	-	-	9506	24/4/96	(562.54)	-	-	-	(3,101.00)	-
Monno Jute Stafller	100/5	-	-	-	-	341.75	-	-	-	-	-	9612	3/12/97	15.68	21.80	12.50	3.66	226.43	1.51
Monno Jutex	100/5	-	-	-	-	1,575.00	-	-	-	-	-	9706	10/12/97	156.56	10.06	75.00	4.76	628.77	2.50
National Tubes	100/10	-	-	-	-	563.00	-	-	-	-	-	9706	19/3/98	164.35	3.43	15.00	2.66	230.00	2.45
Olympic Industries	100/5	-	-	-	-	209.00	-	270	208.50	208.50	-	9703	22/12/97	19.22	10.87	20.00	9.57	184.61	1.13
Quasem Drycell	10/50	-	-	-	-	26.90	-	240,550	26.90	27.00	(0.10)	9706	7/9/97	3.01	8.94	1.50	5.58	33.89	0.79
Renwick Jajnes	100/5	-	-	-	-	65.50	-	-	-	-	-	9706	28/12/97	(17.11)	-	-	-	(5.75)	-
Singer Bangladesh	100/5	-	-	-	-	1,872.00	-	-	-	-	-	9801	21/5/98	93.37	20.05	60.00	3.21	164.06	11.41
Thai Aluminum	100/10	-	-	-	-	360.00	-	-	-	380.00	-	9712	24/9/98	34.04	10.58	10.00	2.78	154.18	2.33
Wonderland Toys	100/50	-	-	-	-	87.00	-	-	-	86.00	-	9706	24/12/97	(0.97)	-	-	-	99.03	0.88
Food & Allied																			
AB Biscuit	100/5	-	-	-	-	70.00	-	-	-	-	-	9506	30/12/95	(26.78)	-	-	-	238.76	0.29
Alpha Tobacco	10/50	-	-	-	-	92.50	-	-	-	-	-	9709	25/3/98	5.82	15.89	5.00	5.41	75.89	1.22
Amam Sea Food	100/5	-	-	-	-	574.50	-	-	-	-	-	9706	28/12/97	17.74	32.38	-	-	19.40	29.61
AMCL (Pran)	100/10	-	-	-	-	388.00	-	70	391.50	390.00	1.50	9706	15/12/97	22.26	17.43	20.00	5.15	200.27	1.94
Apex Food	100/5	-	-	-	-	712.75	-	10	720.00	715.00	5.00	9706	28/12/97	47.80	14.91	40.00	5.61	670.02	1.06
Bangas	100/5	-	-	-	-	167.00	-	-	-	-	-	9706	29/12/97	10.92	15.29	-	-	145.40	1.15
BD Plantation	100/5	-	-	-	-	750.00	-	-	-	-	-	9706	28/12/97	(128.98)	-	-	-	(345.10)	-
Bengal Biscuit	100/20	-	-	-	-	89.25	-	440	89.50	89.50	-	9706	29/3/98	26.31	3.39	-	-	234.32	0.38
Beximco Fisheries	100/20	-	-	-	-	119.00	-	-	-	120.00	-	9612	28/8/97	21.93	5.43	20.00	16.81	134.29	0.89
BLTC	100/5	-	-	-	-	780.00	-	-	-	-	-	9712	29/9/98	77.11	10.12	45.00	5.77	1,487.90	0.52
BATBC	10/50	-	-	-	-	102.70	-	200	103.00	102.70	0.30	9712	21/5/98	12.16	8.45	8.00	7.79	35.63	2.88
Chittagong Vegetable	100/10	-	-	-	-	122.50	-	1,100	117.75	120.75	(3.00)	9706	30/12/97	(0.51)	-	-	-	104.43	1.17
Dhaka Fisheries	100/50	-	-	-	-	129.25	-	-	-	132.75	-	9512	-	3.27	39.53	-	-	103.83	1.24
Dhaka Vegetable	100/5	-	-	-	-	70.00	-	-	-	-	-	9506	10/9/97	(5.33)	-	-	-	108.80	0.64
EL Camelia	100/5	-	-	-	-	2,650.00	-	-	-	-	-	9612	11/10/97	(49.30)	-	-	-	(469.70)	-
Gachihata	100/50	-	-	-	-	66.50	-	-	-	65.75	-	9704	-	10.43	6.38	-	-	121.42	0.55
Gemini Sea Food	100/5	-	-	-	-	190.00	-	-	-	-	-	9709	28/12/97	11.06	17.18	-	-	108.50	1.75
Gulf Foods	100/50	-	-	-	-	115.00	-	-	-	114.00	-	9704	-	-	-	-	-	100.00	1.15
Hill Plantation	100/5	-	-	-	-	900.00	-	-	-	-	-	9706	28/12/97	(29.32)	-	-	-	(43.43)	-
Meghna Shrimp	100/20	-	-	-	-	90.25	-	-	-	90.75	-	9612	29/9/98	20.67	4.37	18.00	19.94	102.07	0.88
Meghna Vegetable Oil	100/50	-	-	-	-	150.75	-	-	-	156.25	-	9706	9/12/97	29.90	5.04	20.00	13.27	145.49	1.04
Modern Industries	100/5	-	-	-	-	83.75	-	-	-	-	-	9712	29/7/98	(15.23)	-	-	-	49.17	1.70
Mona Food	100/50	-	-	-	-	82.75	-	-	-	83.00	-	9706	-	3.79	21.83	-	-	107.54	0.77
NTC	100/5	-	-	-	-	315.00	-	-	-	325.00	-	9712	29/4/98	151.89	2.07	30.00	9.52	402.42	0.78
Rabeya Flour	10/50	-	-	-	-	-	-	-	-	-	-	9712	21/9/98	1.31	-	10.00	-	7.93	-
Rahima Food Corp.	100/50	-	-	-	-	77.00	-	-	-	80.00	-	9706	29/12/97	6.02	12.79	-	-	117.64	0.65
Raspit Food	100/50	-	-	-	-	160.75	-	-	-	157.25	-	9612	30/10/97	11.82	13.60	-	-	101.64	1.58
Rupon Oil	10/100	-	-	-	-	14.00	-	-	-	-	-	9706	12/8/98	0.11	127.27	-	-	32.14	0.44
Shyampur Sugar mills	10/100	-	-	-	-	14.10	-	-	-	-	-	9706	31/3/98	(13.31)	-	-	-	(53.00)	-
Tripti Industries	100/5	-	-	-	-	115.50	-	90	115.25	117.00	(1.75)	9608	-	4.74	24.37	10.00	8.66	110.00	1.05
Tulip Dairy	100/5	-	-	-	-	179.50	-	-	-	-	-	9306	30/3/95	(35.14)	-	-	-	53.99	3.32
Yousuf Flour	10/50	-	-	-	-	-	-	-	-	-	-	9706	24/12/97	0.12	-	-	-	4.40	-
Zeal Bangla	10/50	-	-	-	-	14.20	-	-	-	-	-	9706	26/8/98	(7.46)	-	-	-	(36.50)	-
Fuel & Power																			
BOC	10/50	-	-	-	-	104.60	-	-	-	105.00	-	9709	20/1/98	4.84	21.61	3.00	2.87	11.84	8.83
Eastern Lubricant	10/50	-	-	-	-	-	-	-	-	-	-	9706	12/3/98	6.29	-	3.50	-	40.27	-
National Oxyg.	100/10	-	-	-	-	92.00	-	-	-	90.00	-	9606	30/6/97	(1,110.86)	-	-	-	(337.60)	-
Padma Oil	10/50	-	-	-	-	210.00	-	-	-	217.20	-	9706	24/3/98	14.29	14.70	3.00	1.43	68.52	3.06
Jute																			
Ahad Jute	100/10	-	-	-	-	-	-	-	-	-	-	9706	21/12/97	(5.28)	-	-	-	(372.90)	-
Islam Jute	100/5	-	-	-	-	106.00	-	-	-	-	-	9706	31/12/97	(13.08)	-	-	-	(546.70)	-
Jute Spinners	100/5	-	-	-	-	153.25	-	-	-	-	-	9706	29/3/98	28.56	5.37	15.00	9.79	(58.08)	-
Mutual Jute	100/5	-	-	-	-	-	-	-	-	-	-	9706	30/12/97	24.89	-	15.00	-	184.29	-
Northern Jute	10/200	-	-	-	-	23.40	-	-	-	-	-	9706	27/12/97	1.13	20.71	-	-	10.80	2.17
Saleh Carpet	10/200	-	-	-	-	14.20	-	-	-	-	-	9612	22/12/97	(12.81)	-	-	-	(104.30)	-
Sonali Ansh	100/5	-	-	-	-	189.00	-	-	-	-	-	9706	21/12/97	24.07	7.85	-	-	15.11	12.51
Textile																			
Al-Haj Textile	10/50	-	-	-	-	-	-	-	-	-	-	9706	24/12/97	1.56	-	10.00	-	11.76	-
Alltex Industries	100/50	-	-	-	-	66.75	-	1,600	66.00	66.25	(0.25)	9706	24/12/97	18.55	3.60	-	-	110.94	0.60
Anlima Yarn Dyeing	100/50	-	-	-	-	90.00	-	100	88.25	88.25	-	9706	4/12/97	-	-	-	-	100.00	0.90
Apex Spinning	100/20	-	-	-	-	141.50	-	40	141.00	144.75	(3.75)	9703	22/12/97	20.60	6.87	12.50	8.83	141.10	1.00

LEAGUE TABLE

Company Name	FV/ML	Market Performance: Dhaka Stock Exchange Vol	Day's High	Day's Low	Day's Closing	Prev Closing	Net Chg	Chittagong Stock Exchange Vol	Day's Closing	Prev Closing	Net Chg	AGM Year End	Date	Financial Performance EPS	P/E	DPS	Yield	NAV per Share	Price/NAV
	Tk/nos	nos	Tk	Tk	Tk	Tk	Tk	nos	Tk	Tk	Tk	YM	D/M/Y	Tk	x	Tk	%	Tk	x
Apex Weaving	100/50	-	-	-	-	63.25	-	600	63.00	64.25	(1.25)	9706	27/11/97	(2.14)	-	-	-	97.86	0.65
Arbee Textile	100/10	-	-	-	-	-	-	-	-	-	-	9712	28/6/98	(59.13)	-	-	-	(78.92)	-
Ashraf Textile	10/50	-	-	-	-	23.00	-	88,700	22.90	23.20	(0.30)	9706	28/12/97	0.50	46.00	1.50	6.52	30.08	0.76
BD Dyeing	100/20	-	-	-	-	180.00	-	-	-	185.75	-	9612	27/9/97	45.93	3.92	15.00	8.33	158.99	1.13
BD Zipper	100/50	-	-	-	-	90.00	-	50	89.00	90.00	(1.00)	9706	22/12/97	12.49	7.21	11.00	12.22	104.09	0.86
Beximco Denims	100/20	-	-	-	-	239.75	-	250	239.50	240.50	(1.00)	9612	9/9/97	38.42	6.24	20.00	8.34	123.05	1.95
Beximco Knitting	100/20	-	-	-	-	144.00	-	80	143.50	143.50	-	9612	2/9/97	21.54	6.69	15.00	10.42	106.90	1.35
Beximco Textile	100/50	-	-	-	-	123.25	-	-	-	122.25	-	9612	7/9/97	4.83	25.52	-	-	90.69	1.36
Chic Tex	10/500	-	-	-	-	11.90	-	786,000	11.80	12.00	(0.20)	9706	24/12/97	0.18	66.11	0.60	5.04	11.13	1.07
CMC-Kamal	100/50	-	-	-	-	100.00	-	-	-	88.00	-	9612	-	-	-	-	-	100.00	1.00
Dandy Dyeing	100/50	-	-	-	-	57.75	-	-	-	-	-	9612	30/9/97	(21.99)	-	-	-	59.93	0.96
Delta Millers	100/20	-	-	-	-	65.50	-	-	-	67.00	-	9706	30/12/97	8.52	7.69	10.00	15.27	116.17	0.56
Desh Garments	100/10	-	-	-	-	108.00	-	-	-	-	-	9706	11/12/97	20.62	5.24	10.00	9.26	97.37	1.11
Dulamia Cotton	100/10	-	-	-	-	80.50	-	10	54.50	45.50	9.00	9706	29/12/97	(55.83)	-	-	-	38.42	2.10
Dynamic Textile	100/20	-	-	-	-	40.00	-	4,140	40.00	40.75	(0.75)	9609	7/9/97	(7.18)	-	-	-	104.83	0.38
Eagle Star Textile	10/50	-	-	-	-	13.80	-	606,500	13.70	14.10	(0.40)	9706	24/12/97	(0.08)	-	-	-	9.46	1.46
GEM Knitwear	100/50	-	-	-	-	41.50	-	-	-	-	-	9612	-	-	-	-	-	100.00	0.42
GMG Industrial Corp.	10/50	-	-	-	-	22.50	-	-	-	32.00	-	9706	29/12/97	(4.22)	-	-	-	(41.00)	-
HR Textile	100/50	-	-	-	-	93.00	-	-	-	90.50	-	9709	29/12/97	8.17	11.38	12.50	13.44	130.94	0.71
M. Hossain Garments	100/50	-	-	-	-	60.25	-	-	-	58.00	-	9606	24/12/97	5.20	11.59	15.00	24.90	116.99	0.52
Mita Textile	100/20	-	-	-	-	77.25	-	-	-	77.50	-	9606	26/12/96	24.61	3.14	15.00	19.42	112.99	0.68
Mithun Knitting	100/20	-	-	-	-	62.25	-	-	-	-	-	9706	29/12/97	8.88	7.01	-	-	123.85	0.50
Modern Dyeing	100/5	-	-	-	-	72.50	-	-	-	-	-	9706	22/12/97	1.55	46.77	-	-	102.51	0.71
Monno Fabrics	100/50	-	-	-	-	101.25	-	400	100.75	100.25	0.50	9612	22/12/97	-	-	-	-	135.22	0.75
Padma Textile	100/20	-	-	-	-	229.75	-	-	-	227.00	-	9612	7/9/97	47.81	4.81	20.00	8.71	110.63	2.08
Prime Textile	100/50	-	-	-	-	78.50	-	1,200	78.25	79.50	(1.25)	9706	28/6/98	10.71	7.33	5.00	6.37	143.73	0.55
Quasem Silk	10/100	-	-	-	-	22.90	-	-	-	-	-	9709	21/6/96	0.14	163.57	-	-	(4.25)	-
Quasem Textile	10/50	-	-	-	-	17.70	-	-	-	-	-	9709	21/6/98	(2.56)	-	-	-	(78.16)	-
Rahim Textile	100/5	-	-	-	-	53.75	-	-	-	-	-	9706	12/2/98	5.87	9.16	5.00	9.30	(14.63)	-
Saiham Textile	100/10	-	-	-	-	109.75	-	-	-	-	-	9706	27/11/97	24.78	4.43	12.50	11.39	91.43	1.20
Sajib Knitwear	100/50	-	-	-	-	51.00	-	300	51.50	50.75	0.75	9706	24/12/97	1.99	25.63	5.00	9.80	102.56	0.50
Sonargaon Textile	100/50	-	-	-	-	78.50	-	-	-	90.00	-	9712	29/9/98	35.66	2.20	8.00	10.19	173.53	0.45
Sreepur Textile	100/50	-	-	-	-	73.50	-	-	-	69.75	-	9712	24/9/98	(1.86)	-	-	-	99.87	0.74
STM	100/5	-	-	-	-	40.00	-	-	-	-	-	9612	30/9/97	(26.47)	-	-	-	394.11	0.10
Stylecraft	100/5	-	-	-	-	1,075.00	-	-	-	-	-	9703	20/11/97	157.97	6.81	20.00	1.86	624.05	1.72
Tallu Spinning	100/10	-	-	-	-	82.00	-	-	-	-	-	9706	29/12/97	8.36	9.81	-	-	123.53	0.66
Tamijuddin Textile	100/10	-	-	-	-	70.00	-	-	-	90.00	-	9706	24/12/97	(7.74)	-	-	-	81.92	0.85
Pharma & Chemical																			
ACI	10/50	-	-	-	-	38.10	-	382,050	37.50	38.60	(1.10)	9712	23/7/98	3.73	10.21	3.00	7.87	39.36	0.97
Ambee Pharma	10/50	-	-	-	-	49.40	-	1,000	47.50	47.30	0.20	9712	12/8/98	2.40	20.58	2.50	5.06	11.48	4.30
Bangla Process	100/5	-	-	-	-	81.50	-	-	-	-	-	9706	28/12/97	3.26	25.00	-	-	148.65	0.55
BCIL	100/20	-	-	-	-	145.75	-	-	-	143.50	-	9706	22/12/97	9.13	15.96	8.00	5.49	143.83	1.01
Beximco Infusions	100/10	-	-	-	-	269.75	-	-	-	293.75	-	9612	2/9/97	38.30	7.04	25.00	9.27	139.23	1.94
Beximco Pharma	10/50	-	-	-	-	58.90	-	43,500	58.80	59.50	(0.70)	9612	30/11/97	8.02	7.34	3.00	5.09	59.12	1.00
Beximco Synthetics	100/20	-	-	-	-	182.25	-	20	182.00	179.25	2.75	9612	9/9/97	29.75	6.13	20.00	10.97	118.42	1.54
Glaxo Bangladesh	10/50	-	-	-	-	91.80	-	-	-	-	-	9612	30/4/98	6.78	13.54	2.75	3.00	42.45	2.16
Imam Button	100/50	-	-	-	-	108.00	-	350	106.75	106.50	0.25	9706	24/12/97	7.59	14.23	10.00	9.26	100.31	1.08
JH Chemical	100/50	-	-	-	-	103.00	-	500	105.00	102.00	3.00	9712	-	-	-	-	-	100.00	1.03
Kohinoor Chemicals	100/5	-	-	-	-	103.00	-	-	-	89.00	-	9406	27/2/95	(7.77)	-	-	-	(270.20)	-
Libra Pharma	100/20	-	-	-	-	304.25	-	-	-	330.00	-	9706	24/12/97	28.25	10.77	20.00	6.57	253.05	1.20
National Polymer	100/10	-	-	-	-	199.00	-	-	-	209.25	-	9706	29/9/97	38.82	5.13	20.00	10.05	169.44	1.17
Orion Infusion	100/20	-	-	-	-	40.75	-	-	-	34.43	-	9606	3/2/97	8.09	5.04	17.00	41.72	102.38	0.40
Perfume Chemical	100/50	-	-	-	-	71.75	-	-	-	68.00	-	9806	30/4/98	1.62	44.29	-	-	108.11	0.66
Petro Synthetic	10/50	-	-	-	-	31.90	-	-	-	-	-	9612	2/10/97	(10.66)	-	-	-	(41.17)	-
Pharma Aids	100/5	-	-	-	-	75.00	-	-	-	-	-	9706	29/12/97	(6.01)	-	-	-	117.61	0.64
Pharmaco	100/5	-	-	-	-	73.25	-	-	-	-	-	9706	30/3/98	3.14	23.33	-	-	58.58	1.25
Rahman Chemicals	100/10	-	-	-	-	46.00	-	-	-	-	-	9612	13/11/97	(11.71)	-	-	-	(47.06)	-
Reckitt & Colman	10/50	-	-	-	-	105.80	-	-	-	106.00	-	9801	19/5/98	4.83	21.90	2.75	2.60	25.63	4.13
Renata	100/5	-	-	-	-	375.00	-	-	-	-	-	9712	17/6/98	39.14	9.58	-	-	140.98	2.66
Square Pharma	100/20	-	-	-	-	741.00	-	60	732.25	744.25	(12.00)	9803	13/8/98	114.27	6.48	45.00	6.07	677.49	1.09
TBL	100/5	-	-	-	-	72.75	-	-	-	85.50	-	9712	30/7/98	(313.75)	-	-	-	(1,362.00)	-
The Ibnsina	100/10	-	-	-	-	162.25	-	-	-	145.00	-	9706	5/3/98	19.15	8.47	15.00	9.24	108.49	1.50
Wata Chemicals	100/20	-	-	-	-	204.50	-	-	-	305.33	-	9712	26/8/98	3.85	53.12	10.00	4.89	190.18	1.08
Paper & Printing																			
Azadi Printers	100/10	-	-	-	-	-	-	10	551.00	-	551.00	9606	24/12/97	(13.48)	-	-	-	(333.60)	-
Eagle Box	10/50	-	-	-	-	66.60	-	-	-	-	-	9606	14/10/96	(62.66)	-	-	-	(134.90)	-
MAQ Enterprises	100/50	-	-	-	-	65.50	-	-	-	67.00	-	9612	-	12.24	5.35	-	-	126.94	0.52
MAQ Paper	100/20	-	-	-	-	106.75	-	-	-	101.00	-	9712	20/9/98	18.47	5.78	10.00	9.37	123.04	0.87
Monospool Paper	100/5	-	-	-	-	65.75	-	-	-	-	-	9806	15/9/98	1.88	34.97	-	-	178.33	0.37
Padma Printers	10/50	-	-	-	-	37.20	-	-	-	-	-	9612	23/12/96	-	-	-	-	10.00	3.72
Paper Process	100/10	-	-	-	-	53.00	-	-	-	-	-	9512	26/12/97	2.62	20.23	-	-	82.03	0.65
Sonali Paper	10/50	-	-	-	-	41.80	-	-	-	20.00	-	9606	30/12/96	1.07	39.07	1.50	3.59	10.19	4.10
Services & Real Estate																			
BD Hotel	10/50	-	-	-	-	-	-	-	-	-	-	9712	17/9/98	5.52	-	30.00	-	290.43	-
BD Services	10/50	-	-	-	-	-	-	-	-	-	-	9612	24/12/97	1.78	-	1.00	-	36.52	-
Eastern Housing	100/20	-	-	-	-	140.25	-	660	140.25	140.00	0.25	9707	28/12/97	18.99	7.39	16.00	11.41	122.67	1.14
Samorita Hospital	100/50	-	-	-	-	113.50	-	150	110.00	110.00	-	9706	19/3/98	3.91	29.03	-	-	109.22	1.04
Shine Pukur Holdings	100/50	-	-	-	-	86.50	-	20,950	85.50	86.50	(1.00)	9612	30/11/97	10.21	8.47	10.00	11.56	103.50	0.84
Miscellaneous																			
Apex Footwear	100/20	-	-	-	-	251.50	-	-	-	247.00	-	9712	14/5/98	21.92	11.47	25.00	9.94	207.24	1.21
Apex Tannery	100/10	-	-	-	-	269.25	-	180	263.50	266.25	(2.75)	9706	28/12/97	2.71	99.35	25.00	9.29	413.98	0.65
Aramit	10/50	-	-	-	-	52.60	-	650	50.50	52.90	(2.40)	9712	27/9/98	3.49	15.07	2.30	4.37	26.79	1.96
Aramit Cement	100/50	-	-	-	-	135.00	-	-	-	134.50	-	9712	-	-	-	-	-	100.00	1.35
Bata Shoe	10/100	-	-	-	-	107.70	-	-	-	-	-	9712	3/6/98	11.92	9.04	9.00	8.36	37.01	2.91
BD Luggage	100/50	-	-	-	-	77.75	-	400	75.25	58.00	17.25	9606	-	-	-	-	-	100.00	0.78
Bengal Fine Ceramic	100/50	-	-	-	-	143.25	-	50	140.00	147.50	(7.50)	9706	24/12/97	9.10	15.74	10.00	6.98	100.48	1.43
BEXIMCO	10/100	-	-	-	-	66.60	-	500	66.90	66.70	0.20	9612	28/8/97	4.89	13.62	2.50	3.75	21.68	3.07
BSC	100/5	-	-	-	-	90.00	-	-	-	102.00	-	9606	19/12/96	(74.44)	-	-	-	(556.00)	-
Chittagong Cement	100/5	-	-	-	-	605.00	-	425	608.25	610.50	(2.25)	9706	22/1/98	34.95	17.31	30.00	4.96	160.30	3.77
Confidence Cement	100/20	-	-	-	-	259.50	-	480	257.75	260.00	(2.25)	9706	31/3/93	9.77	26.56	5.00	1.93	218.08	1.19
Excelsior Shoes	100/50	-	-	-	-	67.00	-	1,000	67.00	67.75	(0.75)	9709	31/3/98	8.02	8.35	-	-	121.58	0.55
Fu-Wang Ceramic	100/50	-	-	-	-	132.00	-	-	-	130.75	-	9710	-	5.24	25.19	-	-	106.87	1.24
GQ Ball Pen	10/50	-	-	-	-	144.30	-	-	-	150.00	-	9712	24/8/98	8.97	16.09	3.50	2.43	99.11	1.46
Highspeed Ship	100/5	-	-	-	-	-	-	-	-	-	-	9712	22/9/98	7.50	-	7.00	-	134.07	-
Himadri	10/100	-	-	-	-	-	-	-	-	-	-	9612	29/9/97	1.13	-	-	-	12.86	-
Lexco	100/10	-	-	-	-	190.25	-	-	-	188.50	-	9712	10/9/98	10.80	17.62	10.00	5.26	550.47	0.35
Mark BD Shilpa & Engg	100/50	-	-	-	-	109.75	-	-	-	110.50	-	9706	29/12/97	13.54	8.11	11.00	10.02	218.88	0.50
Meghna Cement	100/50	-	-	-	-	177.25	-	600	177.00	177.50	(0.50)	9712	24/9/98	14.29	12.40	10.00	5.64	108.76	1.63
Monno Ceramic	100/5	-	-	-	-	519.00	-	-	-	520.00	-	9706	21/12/97	52.94	9.80	30.00	5.78	233.97	2.22
Niloy Cement	100/50	-	-	-	-	145.50	-	150	145.50	148.00	(2.50)	9703	-	-	-	-	-	100.00	1.46
Paragon Leather	100/50	-	-	-	-	80.25	-	200	80.00	80.00	-	9706	27/5/98	9.44	8.50	10.00	12.46	113.73	0.71
Phoenix Leather	100/5	-	-	-	-	300.00	-	-	-	-	-	9606	5/1/97	38.26	7.84	-	-	12.89	23.27
Rose Heaven Ball Pen	10/500	-	-	-	-	26.80	-	47,000	26.70	27.00	(0.30)	9702	-	0.90	29.78	-	-	16.44	1.63
Samata Leather	100/50	-	-	-	-	112.50	-	-	-	-	-	9712	-	6.05	18.60	-	-	176.72	0.64
Savar Refractories	100/5	-	-	-	-	61.50	-	-	-	-	-	9706	25/3/98	(9.18)	-	-	-	100.75	0.61
Standard Ceramic	100/50	-	-	-	-	160.75	-	-	-	155.00	-	9706	23/6/98	13.37	12.02	10.00	6.22	231.99	0.69
Texpick Industries	100/10	-	-	-	-	101.25	-	-	-	-	-	9706	24/12/97	1.24	81.65	-	-	128.69	0.79
The Engineers	100/5	-	-	-	-	252.00	-	-	-	-	-	9608	27/12/97	75.82	3.32	10.00	3.97	387.50	0.65
Usmania Glass	100/5	-	-	-	-	324.50	-	-	-	315.00	-	9706	6/3/98	(3.66)	-	15.00	4.62	340.72	0.95
Insurance																			
BGIC	100/10	-	-	-	-	276.25	-	-	-	270	-	9712	10/9/98	39.57	6.98	25.00	9.05	234.52	1.18
Central Insurance	100/20	-	-	-	-	169.00	-	-	-	160	-	9712	16/9/98	26.00	6.50	20.00	11.83	157.46	1.07
Delta Life Insurance	100/5	-	-	-	-	589.75	-	-	-	625	-	9612	24/6/97	-	-	26.00	4.41	100.00	5.90
Eastern Insurance	100/20	-	-	-	-	171.75	-	-	-	205	-	9712	12/8/98	28.93	5.94	20.00	11.64	158.46	1.08
Eastland Insurance	100/20	-	-	-	-	170.25	-	-	-	180	-	9712	27/7/98	31.01	5.49	18.00	10.57	213.01	0.80
Federal Insurance	100/50	-	-	-	-	169.25	-	50	165	162	2.50	9612	22/8/98	18.45	9.17	18.00	10.64	151.09	1.12
Green Delta Insurance	100/10	-	-	-	-	480.00	-	-	-	500	-	9712	25/6/98	58.11	8.26	35.00	7.29	282.66	1.70
Janata Insurance	100/20	-	-	-	-	117.00	-	-	-	116	-	9612	1/12/97	(43.76)	-	-	-	102.20	1.14
Karnaphuli Insurance	100/20	-	-	-	-	155.00	-	-	-	-	-	9712	24/9/98	21.11	7.34	18.00	11.61	181.20	0.86
National Life Insurance	100/20	-	-	-	-	175.00	-	-	-	333	-	9712	4/7/98	-	-	-	-	100.00	1.75
People Insurance	100/20	-	-	-	-	579.00	-	-	-	603	-	9712	7/9/98	31.34	18.47	21.00	3.63	243.19	2.38
Phoenix Insurance	100/20	-	-	-	-	225.25	-	-	-	240	-	9712	20/5/98	38.56	5.84	30.00	13.32	205.42	1.10
Pragati Insurance	100/10	-	-	-	-	522.50	-	40	521	560	(39.00)	9712	22/7/98	79.08	6.61	35.00	6.70	438.47	1.19
Purabi Insurance	100/50	-	-	-	-	72.50	-	-	-	-	-	9512	30/9/96	(3.28)	-	-	-	102.05	0.71
Reliance Insurance	100/50	-	-	-	-	305.00	-	-	-	380	-	9712	22/6/93	50.43	6.05	30.00	9.84	363.45	0.84
Rupali Insurance	100/20	-	-	-	-	212.50	-	-	-	230	-	9712	10/8/98	32.55	6.53	25.00	11.76	254.12	0.84
Sandhani Life Insurance	100/50	-	-	-	-	103.75	-	-	-	101	-	9612	20/11/97	-	-	-	-	100.00	1.04
United Insurance	100/10	-	-	-	-	315.00	-	-	-	-	-	9712	17/5/98	27.90	11.29	20.00	6.35	206.28	1.53

DEBENTURE

Name	Nature of Debenutre	Year of Float	Date of Maturity	Date of Conversion	Interest Due	FV/ML Tk/Nos	Day's Closing Price DSE Tk	Day's Closing Price CSE Tk
Aramit Cement	14%, 20% Convertible, 80% Redeemable	1998	September, 2008	September, 2000	Mar, Sep	2500/2		
BCIL	17%, 20% Convertible, 80% Redeemable	1993	December 31, 1999	February 1, 1995	Jan, Jul	480/1		
BD Luggage	14%, 20% Convertible, 80% Redeemable	1996	September 5, 2003	September 5, 1998	Mar, Sep	2500/2		
BD Zipper	14%, 20% Convertible, 80% Redeemable	1995	August 1, 2002	August 1, 1997	Feb, Aug	1800/2		
BEXIMCO	17%, 100% Redeemable	1989	October 11, 1998		Oct, Apr	162/1		
Beximco Denims	14%, 100% Redeemable	1995	July 10, 2005		Jan, Jul	2500/2		
Beximco Fisheries	14%, 100% Redeemable	1994	May 1, 2004		Jan, Jul	2571.42/1		
Beximco Infusion	17%, 100% Redeemable	1992	October 31, 2000		Oct, Apr	700/2		
Beximco Synthetics	14%, 100% Redeemable	1993	September 1, 2003		Mar, Sep	1963/2		
Beximco Textile	14%, 100% Redeemable	1995	July 1, 2005		Jan, Jul	2500/2		
Beximco Knitting	14%, 20% Convertible, 80% Redeemable	1994	July 1, 2004	July 1, 1995	Jan, Jul	2056/2		
Eastern Housing	15%, 10% Convertible, 90% Redeemable	1994	January 1, 2000	July 1, 1995	Jan, Jul	1687.5/1		

COMPANY CALENDAR

Company	Declaration Year End	Div/Bon/Rght	Book Closure From	To	AGM/EGM Date & Time	Venue	Company	Declaration Year End	Div/Bon/Rght	Book Closure From	To	AGM/EGM Date & Time	Venue
Eagle Box	9706				09/11/98 10am	Factory Premises	Beximco Synthetics	9712	25%	21/10/98	19/11/98	19/11/9810.30am	Hotel Sonargaon
Eagle Box	9806				09/11/98 12am	Factory Premises	Beximco Fisheries	9712	10% F	21/10/98	19/11/98	19/11/98 3.30pm	Hotel Sonargaon
ICB	9806	7%	11/10/98	21/10/98	21/10/98 3pm	Hotel Purbani	Uttara Bank	9712		26/10/98	24/11/98	24/11/98	Officers Club
BEXIMCO	9712	25%	07/10/98	05/11/98	5/11/98 10.30am	Hotel Sonargaon	Apex Tannery	9806	25%	29/10/98	26/11/98	26/11/98	Gulshan Youth Club
Beximco Denims	9712	30%	07/10/98	05/11/98	05/11/98 3.30pm	Hotel Sonargaon	Beximco Pharma	9712	30%	11/11/98	10/12/98	10/12/9810.30am	1 Shahbagh C/A
Beximco Infusion Deb			15/10/98	30/10/98			Shine Pukur	9712	5%F 5%(98)	11/11/98	10/12/98	12/10/98 3pm	1 Shahbagh C/A
Padma Textile	9712	25%	12/10/98	08/11/98	8/11/9810.30am	Hotel Sonargaon	Sandhani Life Ins	9712	5%			10/12/98	Party Place
Beximco Textile	9712	5%	13/10/98	08/11/98	8/11/983.30pm	Hotel Sonargaon	Aramit Cement	Last Date of Renunciation			18/10/98		
Beximco Infusion	9712	25%	20/10/98	15/11/98	15/11/9810.30am	Hotel Sonargaon	JH Chemical	Last Date of Renunciation			18/10/98		
Beximco Knitting	9712	20%	20/10/98	15/11/98	15/11/98 3.30pm	Hotel Sonargaon	Al-Arafa	Last Date of Renunciation			18/10/98		
NTC	9812	10% I	12/10/98	21/10/98			EBL	9712		03/11/98	12/11/98	12/11/1998 4pm	Hotel Sheraton
ACI	Right Subs:		30/09/98	19/10/98			Saiham Tex	9806	10%	29/10/98	19/11/98	19/11/98	BCIC Auditorium
CMC Kamal	9712		21/10/98	10/11/98	10/11/98	Hotel Purbani	Pharmaco Int	EGM				9/11/98	Reg. Office

NOTES

FI/ML	: Face Value / Market Lots	Vol	: Volume	P/E (x)	: Price/Earning (Times)	Price/NAV(x)	: Price/Net Asset Value(Times)	Avg.	: Average	Nos	: Numbers
TK/Nos	: Taka/Number of Shares	EPS	: Earning Per Share	DPS	: Dividend Per Share	Tkm	: Taka in Million	Prev.	: Previous	Chg.	: Change