The Daily Star BUSINESS

DHAKA MONDAY, OCTOBER 5, 1998

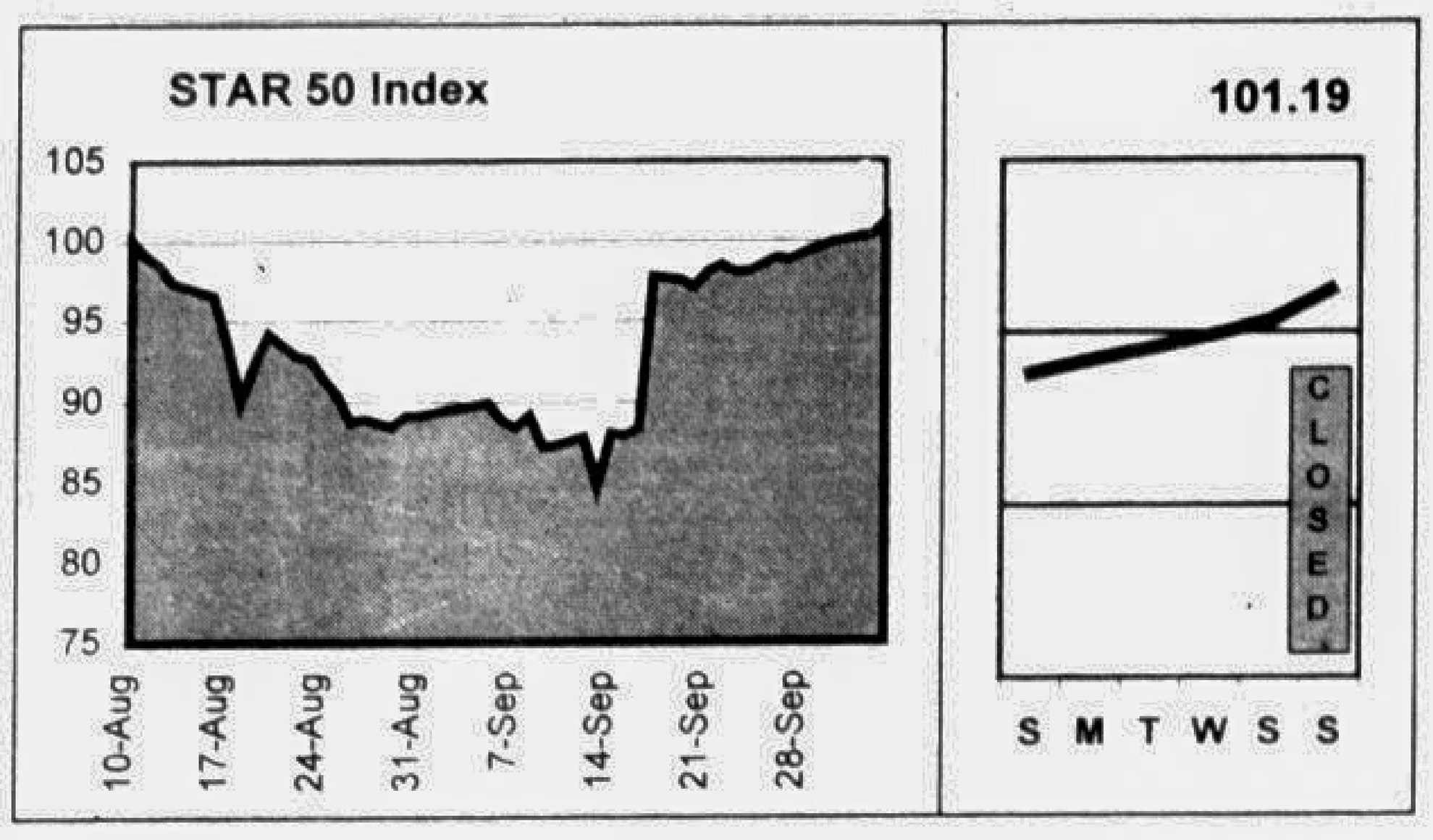

Fifty companies have been chosen for calculation of the **STAR 50 Index** based on their market capitalisation, liquidity, free float and corporate track record. The **Base Period** for the Index is **August 10, 1998**. The calculation has been done according to the widely used International Finance Corporation formula.

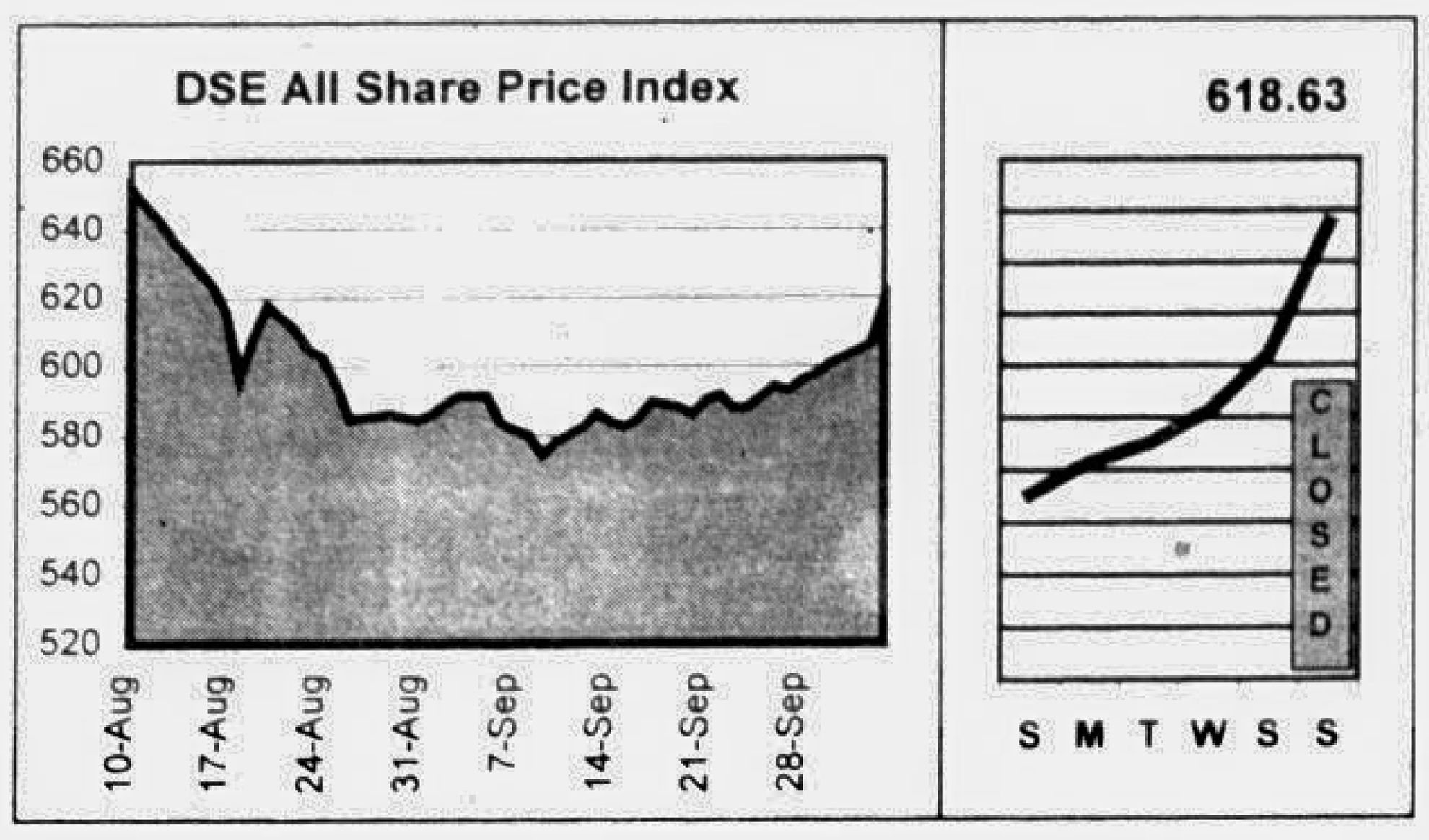

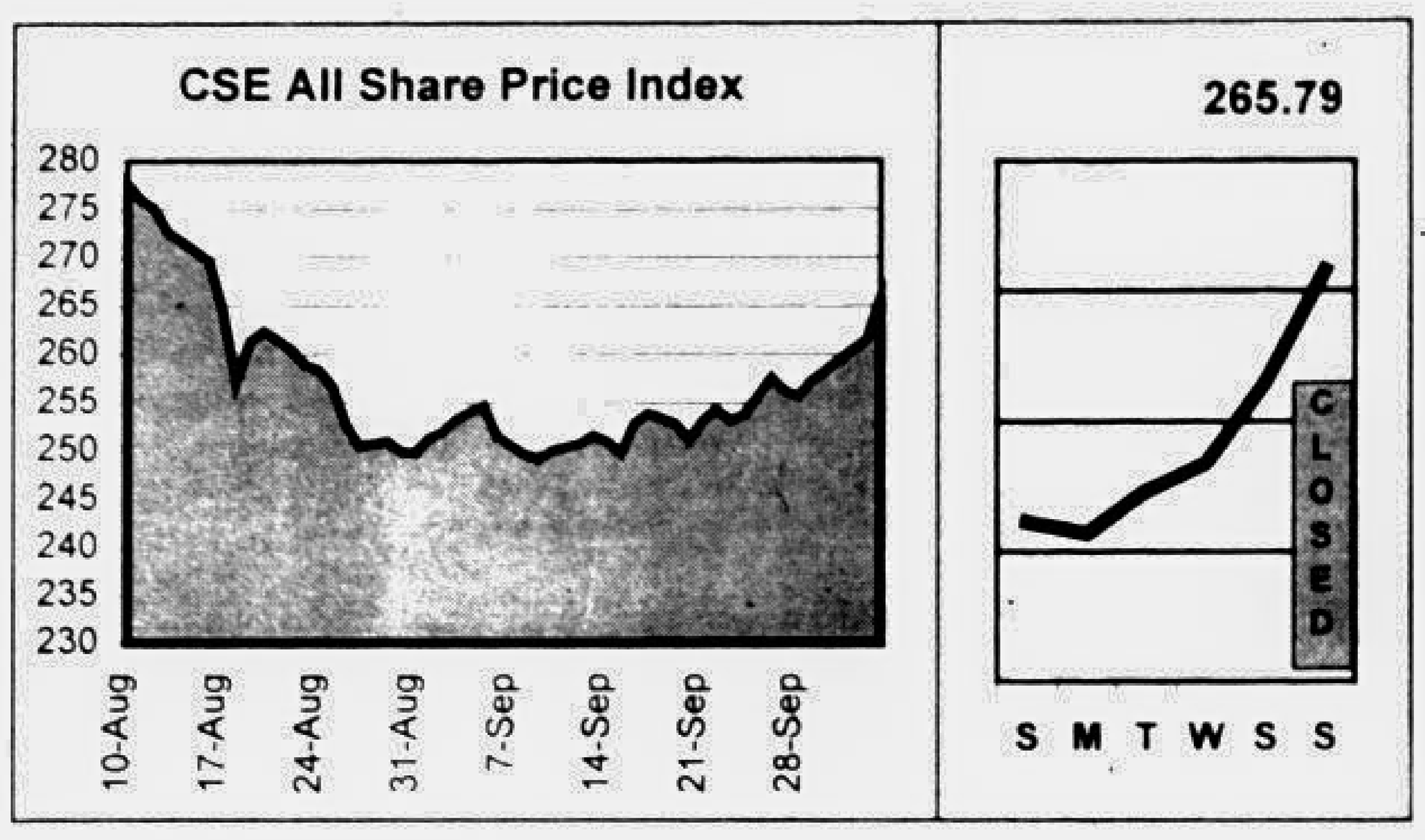

DAY'S MARKET

October 4, 1998

	DSE	CSE
All Share Price Index	618.63	265.79
Change in Index (pts)	12.52	4.28
Change in Index (%)	2.07%	1.64%
Market Capitalisation (cr Tk)	5,611.71	4,703.69
Market Capitalisation (mil US$)	1,193.98	1,000.79
Turnover Volume ('000)	10,466	4,598
Turnover Value (cr Tk)	44.08	16.75
No. of Issues Traded	148	78
No. of Issues Gained	105	55
No. of Issues incurred Loss	35	20
No. of Issues Unchanged	8	3
Price Earning Ratio (x)	8.69	8.51
Dividend Yield (%)	6.40	6.87

DAY'S MARKET LEADERS

TURNOVER LEADERS

DSE	Vol '000	Value Tkm	CSE	Vol '000	Value Tkm
1 ACI	4,119	195.22	1 ACI	1,776	86.83
2 Bex Pharma	492	33.33	2 Bex Pharma	217	14.79
3 Rose Heaven	944	24.83	3 Shine Pukur	121	11.77
4 Shine Pukur	230	22.20	4 Rose Heaven	424	11.22
5 Quasem Drycell	557	14.03	5 Chic Tex	953	10.95
6 Chic Tex	1,056	12.04	6 Eagle Star	614	7.55
7 Rupon Oil	769	8.69	7 Quasem Drycell	172	4.39
8 Excelsior Shoes	125	8.43	8 Ashraf Textile	190	4.26
9 Dynamic Textile	232	8.39	9 Chtg Cement	5	2.96
10 Ashraf Textile	338	7.56	10 Monno Fabrics	17	1.76

CAPITAL GAINERS

DSE	Vol '000	Change %	CSE	Vol '000	Change %
1 Sajib Knit	3.25	16.95	1 CMC Kamal	0.10	156.25
2 Dhaka Veg	2.20	16.58	2 BD Autocars	0.02	19.29
3 Rahman Chemical	9.59	15.74	3 Sajib Knit	0.70	18.56
4 M. Hossain Gar	0.70	14.58	4 Maq Enterprise	0.25	15.22
5 Delta Millers	34.56	14.23	5 Apex Spinning	0.16	13.98
6 Tulip Dairy	8.24	12.67	6 Altex	18.60	13.20
7 Altex	44.75	12.4	7 Apex Weaving	8.95	12.40
8 UCBL	0.10	12.1	8 Delta Millers	0.32	11.16
9 Maq Enterprise	7.10	10.37	9 Excelsior Shoes	10.95	10.98
10 Raspit Food	11.40	10.03	10 Monno Fabrics	17.30	9.12

CAPITAL LOSERS

DSE	Vol '000	Change %	CSE	Vol '000	Change %
1 Shyampur Sugar	18.30	(12.37)	1 Gachihata	2.55	(18.40)
2 Saleh Carpet	164.60	(11.70)	2 Rupali Ins	0.14	(17.58)
3 JH Chemical	45.15	(9.23)	3 Rose Heaven	423.50	(6.36)
4 Rupon Oil	769.40	(8.87)	4 Beximco Denims	0.10	(5.38)
5 BD Plantation	0.01	(8.05)	5 Green Delta	3.00	(3.85)
6 Quasem Silk	22.00	(6.96)	6 Beximco Knitting	0.30	(3.46)
7 Zeal Bangla	113.35	(5.00)	7 Ashraf Textile	190.10	(3.45)
8 Chic Tex	1,056.00	(4.20)	8 Ambee Pharma	0.60	(3.36)
9 Beximco Fisheries	7.56	(4.11)	9 Eagle Star	614.20	(3.15)
10 Ambee Pharma	6.70	(3.62)	10 Padma Oil	0.50	(3.11)

LEAGUE TABLE

Company Name	FV/ML	Market Performance: Dhaka Stock Exchange: Vol	Day's High	Day's Low	Day's Closing	Prev Closing	Net Chg	Chittagong Stock Exchange: Vol	Day's Closing	Prev Closing	Net Chg	AGM: Year End	Date	Financial Performance: EPS	P/E	DPS	Yield	NAV per Share	Price/NAV
	Tk/nos	nos	Tk	Tk	Tk	Tk	Tk	nos	Tk	Tk	Tk	YM	D/M/Y	Tk	x	Tk	%	Tk	x
Banks																			
Al-Arafa	1000/5	75	995.00	980.00	986.25	984.00	2.25			1,006.00		9803		312.89	3.15			1,318.80	0.75
Al Baraka Bank	1000/1					900.00						9612	16/10/97	(1,052.92)				(2,586.00)	
Arab Bangladesh Bank	100/5					104.00				120.00		9712	12/9/98	24.03	4.33	10.00	9.62	177.92	0.58
City Bank	100/5					103.50				220.00		9612	14/12/97	97.09	1.07			4.20	24.64
Eastern Bank	100/20					110.00						9612	20/11/97	37.10	2.96			(155.30)	
IDLC	100/20	80	632.00	625.00	628.00	624.25	3.75			40.00		9712	2/6/98	58.60	10.54	30.00	4.78	214.74	2.92
IFIC Bank	100/5	225	105.00	103.00	104.25	100.75	3.50	100	108.00	104.50	3.50	9612	27/7/98	20.29	5.14			203.96	0.51
Islami Bank	1000/1	27	2,175.00	2,150.00	2,155.75	2,153.25	2.50			2,155.00		9712	20/8/98	322.18	6.69	21.00	0.97	3,925.20	0.55
National Bank	100/20	1,920	80.00	77.00	78.50	74.00	4.50	540	79.75	75.00	4.75	9612	4/12/97	30.08	2.61			199.98	0.39
Pubali Bank	100/5					110.00				96.00		9612	30/12/97	(198.44)				61.06	1.80
Rupali Bank	100/10					75.00				70.00		9612	30/5/98	1.36	55.15			(134.40)	
UCBL	100/5	100	80.00	77.00	78.75	70.25	8.50			90.00		9612	27/8/97	34.66	2.27			198.58	0.40
United Leasing	100/20	20	1,000.00	1,000.00	1,000.00	1,000.00						9712	27/5/98	91.23	10.96	24.00	2.40	356.91	2.80
Uttara Bank	100/5					81.00						9612	18/11/97	3.49	23.21			256.57	0.32
Uttara Finance	100/50	2,150	252.00	245.00	246.75	244.25	2.50			238.50		9712	30/6/98	12.83	19.23	10.00	4.05	106.12	2.33
Investment																			
1st BSRS MF		50	78.00	78.00	78.00	77.75	0.25			85.00									
1st ICB MF	100/5					955.00				1,800.00		9706	30/10/97	188.47	5.07	70.00	7.33	240.30	3.97
2nd ICB MF	0/0	10	370.00	370.00	370.00	373.00	(3.00)			425.00		9716							
3rd ICB MF	100/5					350.00				570.00		9706	30/10/97	149.41	2.34	38.00	10.86	216.09	1.62
4th ICB MF	100/10					298.00				732.00		9706	30/10/97	84.39	3.53	45.00	15.10	139.84	2.13
5th ICB MF	100/10					215.00				300.00		9706	30/10/97	44.23	4.86	35.00	16.28	117.53	1.83
6th ICB MF	100/10	60	161.00	161.00	161.00	161.00		50	162.00	156.00	6.00	9706	30/10/97	45.78	3.52	24.00	14.91	125.71	1.28
7th ICB MF	100/10	150	150.00	150.00	150.00	141.50	8.50			140.00		9706	30/10/97	28.30	5.30	21.00	14.00	112.70	1.33
8th ICB MF	100/50	400	142.00	135.50	139.00	132.50	6.50			130.00		9706	30/10/97	31.25	4.45	18.00	12.95	113.25	1.23
ICB	100/5					210.00				175.00		9706	30/10/97	40.09	5.24	11.00	5.24	169.67	1.24
Engineering																			
Aftab Automobile	100/5	1,345	194.00	188.00	192.50	182.00	10.50	230	189.50	188.75	0.75	9708	28/12/97	7.46	25.80	12.00	6.23	226.22	0.85
Anwar Galvanizing	100/50	1,550	186.00	182.00	183.75	176.75	7.00	100	184.50	180.00	4.50	9706	30/3/98	21.44	8.57	15.00	8.16	106.44	1.73
Atlas Bangladesh	10/50	2,350	155.00	152.50	153.90	150.00	3.90					9706	28/12/97	22.39	6.87	15.00	9.75	56.89	2.57
Aziz Pipe	100/5	960	555.00	540.00	548.00	530.75	17.25			520.00		9712	30/7/98	13.53	40.50	15.00	2.74	544.82	1.01
BD Autocars	100/5	18,360	88.50	82.00	85.75	81.50	4.25	20	83.50	70.00	13.50	9706	30/12/97	11.69	7.34			130.72	0.66
BD Lamps	100/5	220	890.00	865.00	873.75	850.50	23.25			850.00		9712	9/9/98	34.88	25.05	30.00	3.43	243.81	3.58
BEMCO	100/10					69.00						9612	29/10/97	(20.48)				(93.79)	
Bengal Steel	10/50					1,113.70						9612	27/9/97	(1.40)				2.34	475.94
Eastern Cables	100/5	14,200	138.00	127.50	135.00	128.75	6.25	740	134.50	130.00	4.50	9706	30/3/98	7.68	17.58			137.77	0.98
Kanm Pipe	100/5	730	85.00	77.00	81.25	75.50	5.75					9612	24/12/97	(25.81)				106.73	0.76
Kay & Que	100/50	2,450	198.00	165.00	192.75	182.00	10.75			200.00		9612	28/9/97	10.99	17.54	12.50	6.49	119.00	1.62
Metalex Corp	100/5					142.00						9506	24/4/96	(562.54)				(3,101.00)	
Monno Jute Stafller	100/5					260.00						9612	3/12/97	15.68	16.58	12.50	4.81	226.43	1.15
Monno Jutex	100/5	0	0	0	0	1680						9706	10/12/97	156.56	10.73	75.00	4.46	628.77	2.67
National Tubes	100/10	110	600.00	580.00	587.50	575.50	12.00					9706	19/3/98	164.35	3.57	15.00	2.55	230.00	2.55
Olympic Industries	100/5	25,625	205.00	195.00	202.75	193.50	9.25	920	201.75	195.75	6.00	9703	22/12/97	19.22	10.55	20.00	9.86	184.61	1.10
Quasem Drycell	10/50	556,750	26.00	25.10	25.20	25.40	(0.20)	172,000	25.50	25.60	(0.10)	9706	7/9/97	3.01	8.37	1.50	5.95	33.89	0.74
Renwick Janes	100/5	45	48.00	45.00	46.25	43.00	3.25					9706	28/12/97	(17.11)				(5.75)	
Singer Bangladesh	100/5	665	1,890.00	1,855.00	1,875.00	1,848.50	26.50					9801	21/5/98	93.37	20.08	60.00	3.20	164.06	11.43
Thai Aluminum	100/10					356.00				380.00		9712	24/9/98	34.04	10.43	10.00	2.82	154.18	2.30
Wonderland Toys	100/50	31,600	77.50	65.00	76.00	70.50	5.50	3,100	72.50	69.00	3.50	9706	24/12/97	(0.97)				99.03	0.77
Food & Allied																			
AB Biscuit	100/5					70.00						9506	30/12/95	[illegible]				[illegible]	[illegible]
Alpha Tobacco	10/50	250	[illegible]	70.60	71.30	71.50	(0.20)					9709	25/3/98	5.82	[illegible]	5.00	7.01	15.89	0.94
Amam Sea Food	100/5	240	615.00	595.00	603.00	570.00	33.00					9706	14/12/97	17.74	33.99			19.40	31.08
AMCL (Pran)	100/10	6,500	415.75	400.00	412.00	399.50	12.50	110	408.00	400.00	8.00	9706	15/12/97	22.26	18.51	20.00	4.85	200.27	2.06
Apex Food	100/5	1,100	752.00	723.00	745.50	728.00	17.50	80	740.75	730.00	10.75	9706	29/12/97	47.80	15.60	40.00	5.37	670.02	1.11
Bangas	100/5					120.00						9706	29/12/97	10.92	10.99			145.40	0.83
BD Plantation	100/5	10	800.00	800.00	800.00	870.00	(70.00)					9706	28/12/97	(128.96)				(345.10)	
Bengal Biscuit	100/20	21,520	95.00	90.00	90.50	90.75	(0.25)	4,540	91.00	87.00	4.00	9706	29/3/98	26.31	3.44			234.32	0.39
Beximco Fisheries	100/20	7,560	134.00	128.25	128.25	133.75	(5.50)	400	130.25	133.75	(3.50)	9612	28/8/97	21.93	5.85	20.00	15.59	134.29	0.96
BLTC	100/5					870.00						9712	29/5/98	77.11	11.28	45.00	5.17	1,487.90	0.58
BATBC	10/50	1,700	107.00	105.00	106.40	106.00	0.40	50	105.00	105.00		9712	21/5/98	12.16	8.75	8.00	7.52	35.63	2.99
Chittagong Vegetable	100/10	650	95.00	90.00	92.00	88.75	3.25	380	93.00	88.50	4.50	9706	30/12/97	(0.51)				104.43	0.88
Dhaka Fisheries	100/50	10,450	120.00	107.00	117.50	107.50	10.00			95.00		9612		3.27	35.93			103.83	1.13
Dhaka Vegetable	100/5	2,195	57.00	51.00	56.25	48.25	8.00					9506	10/9/97	(5.33)				108.80	0.52
EL Camelia	100/5					3,200.00						9612	11/10/97	49.30				(469.70)	
Gachihata	100/50	50,550	69.50	63.25	64.25	64.00	0.25	2,550	68.75	84.25	(15.50)	9704		10.43	6.16			121.42	0.53
Gemini Sea Food	100/5	55	200.00	190.00	194.00	179.25	14.75					9709	28/12/97	11.06	17.54			108.50	1.79
Gulf Foods	100/50	21,700	107.50	99.00	102.00	100.50	1.50			101.50		9704						100.00	1.02
Hill Plantation	100/5					1,200.00						9706	28/12/97	(29.32)				(43.43)	
Meghna Shrimp	100/20	10,820	93.00	90.75	91.00	90.25	0.75	200	91.75	91.00	0.75	9612	29/9/98	20.67	4.40	18.00	19.78	102.07	0.89
Meghna Vegetable Oil	100/50	4,000	140.00	130.00	137.50	131.50	6.00			135.00		9706	9/12/97	29.90	4.60	20.00	14.55	145.49	0.95
Modern Industries	100/5					72.75						9712	29/7/98	(15.23)				49.17	1.48
Mona Food	100/50	29,400	86.00	78.00	84.50	84.50		150	84.75	84.25	(2.50)	9706		3.79	22.30			107.54	0.79
NTC	100/5	95	315.00	311.00	313.00	313.50	(0.50)			325.00		9712	29/4/98	151.89	2.06	30.00	9.58	402.42	0.78
Rabeya Flour	10/50											9712	21/9/98	[illegible]		10.00		7.93	
Rahima Food Corp	100/50	5,100	82.00	75.50	77.00	78.50	(1.50)	30	79.75	81.25	(1.50)	9706	29/12/97	6.02	12.79			117.64	0.65
Raspit Food	100/50	11,400	112.00	102.00	109.75	99.75	10.00			96.75		9612	30/10/97	11.82	9.29			101.64	1.08
Rupon Oil	10/100	769,400	12.50	11.00	11.30	12.40	(1.10)					9706	12/8/98	0.11	102.73			32.14	0.35
Shyampur Suger mills	10/100	18,300	10.30	8.50	8.50	9.70	(1.20)					9706	31/3/98	(13.31)				(53.00)	
Tripti Industries	100/5	25,240	114.00	107.50	109.75	107.00	2.75	1,645	109.50	106.50	3.00	9608		4.74	23.15	10.00	9.11	110.00	1.00
Tulip Dairy	100/5	8,240	152.00	130.00	149.00	132.25	16.75					9306	30/3/95	(35.14)				53.99	2.76
Yousuf Flour	10/50											9706	24/12/97	0.12				4.40	
Zeal Bangla	10/50	113,350	12.10	11.20	11.40	12.00	(0.60)					9706	26/8/98	(7.46)				(36.50)	
Fuel & Power																			
BOC	10/50	5,250	108.00	104.00	107.10	104.00	3.10	800	106.70	103.50	3.20	9709	20/1/98	4.84	22.13	3.00	2.80	11.84	9.05
Eastern Lubricant	10/50											9706	12/3/98	6.29		3.50		40.27	
National Oxyg	100/10					42.50				210.00		9606	30/6/97	(1,110.86)				(337.60)	
Padma Oil	10/50	150	215.00	214.00	214.60	203.30	11.30	500	218.00	225.00	(7.00)	9706	24/3/98	14.29	15.02	3.00	1.40	68.52	3.13
Jute																			
Ahad Jute	100/10											9706	21/12/97	(5.28)				(372.90)	
Islam Jute	100/5					106.00						9706	31/12/97	(13.08)				(546.70)	
Jute Spinners	100/5					147.50						9706	29/3/98	28.56	5.16	15.00	10.17	(58.08)	
Mutual Jute	100/5											9706	30/12/97	24.89		15.00		184.29	
Northern Jute	10/200	4,800	14.70	14.20	14.30	14.70	(0.40)					9706	27/12/97	1.13	12.65			10.80	1.32
Saleh Carpet	10/200	164,600	9.40	8.00	8.30	9.40	(1.10)					9612	22/12/97	(12.81)				(104.30)	
Sonali Aansh	100/5					189.00						9706	21/12/97	24.07	7.85			15.11	12.51
Textile																			
Al-Haj Textile	10/50											9706	24/12/97	1.56		10.00		11.76	
Alltex Industries	100/50	44,750	74.00	66.50	72.50	64.50	8.00	18,600	70.75	62.50	8.25	9706	24/12/97	18.55	3.91			110.94	0.65
Anima Yarn Dyeing	100/50	100	88.00	88.00	88.00	86.00	2.00	100	92.00	85.75	6.25	9706	4/12/97					100.00	0.88
Apex Spinning	100/20	180	140.00	140.00	140.00	132.00	8.00	180	144.75	127.00	17.75	9703	22/12/97	20.60	6.80	12.50	8.93	141.10	0.99

LEAGUE TABLE

Company Name	FV/ML	Market Performance: Dhaka Stock Exchange: Vol	Day's High	Day's Low	Day's Closing	Prev Closing	Net Chg	Chittagong Stock Exchange: Vol	Day's Closing	Prev Closing	Net Chg	AGM: Year End	Date	Financial Performance: EPS	P/E	DPS	Yield	NAV per Share	Price/NAV
	Tk/nos	nos	Tk	Tk	Tk	Tk	Tk	nos	Tk	Tk	Tk	YM	D/M/Y	Tk	x	Tk	%	Tk	x
Apex Weaving	100/50	19,700	72.00	64.00	68.25	62.50	5.75	8,950	70.25	62.50	7.75	9706	27/11/97	(2.14)				97.86	0.70
Arbee Textile	100/10											9712	28/6/98	(59.13)				(78.92)	
Ashraf Textile	10/50	337,500	23.50	22.20	22.40	23.10	(0.70)	190,100	22.40	23.20	(0.80)	9706	28/12/97	0.50	44.80	1.50	6.70	30.08	0.74
BD Dyeing	100/20	1,040	192.00	184.50	189.00	181.50	7.50			173.00		9612	27/9/97	45.93	4.11	15.00	7.94	158.99	1.19
BD Zipper	100/50	1,200	95.00	89.50	93.25	90.75	2.50	400	94.00	88.00	6.00	9706	22/12/97	12.49	7.47	11.00	11.80	104.09	0.90
Beximco Denims	100/20	850	256.00	250.00	254.00	255.00	(1.00)	100	242.00	255.75	(13.75)	9612	9/9/97	38.42	6.61	20.00	7.87	123.05	2.06
Beximco Knitting	100/20	2,200	162.50	158.50	161.50	161.75	(0.25)	300	160.50	166.25	(5.75)	9612	2/9/97	21.54	7.50	15.00	9.29	106.90	1.51
Beximco Textile	100/50	2,650	124.00	120.00	122.00	118.50	3.50			123.25		9612	7/9/97	4.83	25.26			90.69	1.35
Chic Tex	10/500	1,056,000	12.00	11.40	11.40	11.90	(0.50)	952,500	11.50	11.80	(0.30)	9706	24/12/97	0.18	63.33	0.60	5.26	11.13	1.02
CMC-Kamal	100/50					100.00		100	102.50	40.00	62.50	9612						100.00	1.00
Dandy Dyeing	100/50	2,500	54.00	49.00	51.00	47.00	4.00					9612	30/9/97	(21.99)				59.93	0.85
Delta Millers	100/20	34,560	73.00	68.00	72.25	63.25	9.00	320	69.75	62.75	7.00	9706	30/12/97	8.52	8.48	10.00	13.84	116.17	0.62
Desh Garments	100/10					89.00						9706	11/12/97	20.62	4.32	10.00	11.24	97.37	0.91
Dulamia Cotton	100/10					37.00				30.00		9706	29/12/97	(55.83)				38.42	0.96
Dynamic Textile	100/20	231,540	38.50	36.00	36.25	36.25		17,320	37.00	37.00		9609	7/9/97	(7.18)				104.83	0.35
Eagle Star Textile	10/50	433,750	12.60	12.20	12.30	12.70	(0.40)	614,200	12.30	12.70	(0.40)	9706	24/12/97	(0.08)				9.46	1.30
GEM Knitwear	100/50					39.00						9612						100.00	0.39
GMG Industrial Corp	10/50					22.50				32.00		9706	29/12/97	(4.22)				(41.00)	
HR Textile	100/50	400	95.00	92.00	94.00	90.75	3.25			85.00		9709	29/12/97	8.17	11.51	12.50	13.30	130.94	0.72
M. Hossain Garments	100/50	700	57.00	52.00	55.00	48.00	7.00			49.75		9606	24/12/97	5.20	10.58	15.00	27.27	116.99	0.47
Mita Textile	100/20	12,700	81.50	77.00	78.25	76.75	1.50	120	79.25	76.25	3.00	9606	26/12/96	24.61	3.18	15.00	19.17	112.99	0.69
Mithun Corporation	100/20	4,980	64.00	51.50	54.50	54.75	(0.25)					9706	29/12/97	8.88	6.14			123.85	0.44
Modern Dyeing	100/5					50.00						9706	22/12/97	1.56	32.26			102.51	0.49
Monno Fabrics	100/50	34,800	104.00	94.00	100.00	92.50	7.50	17,300	101.75	93.25	8.50	9612	22/12/97					135.22	0.74
Padma Textile	100/20	1,360	260.00	255.00	256.50	253.50	3.00	120	247.00	251.00	(4.00)	9612	7/9/97	47.81	5.36	20.00	7.80	110.63	2.32
Prime Textile	100/50	67,050	81.00	73.50	78.50	71.50	7.00	4,200	78.25	73.00	5.25	9706	28/6/98	10.71	7.33	5.00	6.37	143.73	0.55
Quasem Silk	10/100	22,000	15.30	14.40	14.70	15.80	(1.10)					9709	21/6/96	0.14	105.00			(4.25)	
Quasem Textile	10/50					16.00						9709	21/6/98	(2.56)				(78.16)	
Rahim Textile	100/5					49.00						9706	12/2/98	5.87	8.35	5.00	10.20	(14.63)	
Saiham Textile	100/10	120	95.00	95.00	95.00	91.00	4.00					9706	27/11/97	24.78	3.83	12.50	13.16	91.43	1.04
Sajib Knitwear	100/50	3,250	53.00	48.50	51.75	44.25	7.50	700	49.50	41.75	7.75	9706	24/12/97	1.99	26.01	5.00	9.66	102.56	0.50
Sonargaon Textile	100/50					80.00				90.00		9712	29/9/98	35.86	2.24	8.00	10.00	173.53	0.46
Sreepur Textile	100/50	50	58.00	58.00	58.00	55.75	2.25	200	60.00	59.25	0.75	9712	24/9/98	(1.86)				99.87	0.58
STM	100/5					40.00						9612	30/9/97	(26.47)				394.11	0.10
Stylecraft	100/5	5	1,080.00	1,080.00	1,080.00	1,015.00	65.00					9703	20/11/97	157.97	6.84	20.00	1.85	624.05	1.73
Tallu Spinning	100/10	10	46.00	46.00	46.00	44.00	2.00					9706	29/12/97	8.36	5.50			123.53	0.37
Tamijuddin Textile	100/10	140	52.75	45.50	47.75	47.00	0.75			90.00		9706	24/12/97	(7.74)				81.92	0.58
Pharma & Chemical																			
ACI	10/50	4,118,650	48.50	46.20	47.40	45.90	1.50	1,775,700	48.90	46.90	2.00	9712	23/7/98	3.73	12.71	3.00	6.33	39.36	1.20
Ambee Pharma	10/50	6,700	48.50	43.00	45.30	47.00	(1.70)	600	46.00	47.60	(1.60)	9712	12/9/98	2.40	18.88	2.50	5.52	11.48	3.95
Bangla Process	100/5	5	56.25	56.25	56.25	56.25						9706	28/12/97	3.26	17.25			148.65	0.38
BCIL	100/20	5,240	150.00	140.00	144.50	139.25	5.25	30	141.25	140.00	1.25	9706	22/12/97	9.13	15.83	8.00	5.54	143.83	1.00
Beximco Infusions	100/10	1,540	296.50	293.00	294.00	295.50	(1.50)	150	307.25	293.75	13.50	9612	2/9/97	38.30	7.68	25.00	8.50	139.23	2.11
Beximco Pharma	10/50	491,600	68.40	67.20	67.80	67.10	0.70	217,250	68.10	67.30	0.80	9612	30/11/97	8.02	8.45	3.00	4.42	59.12	1.15
Beximco Synthetics	100/20	25,680	209.50	205.00	205.50	207.75	(2.25)	400	206.00	210.50	(4.50)	9612	9/9/97	29.75	6.91	20.00	9.73	118.42	1.74
Glaxo Bangladesh	10/50					81.00						9612	30/4/98	6.78	11.95	2.75	3.40	42.45	1.91
Imam Button	100/50	350	100.00	96.00	97.50	97.00	0.50	100	98.00	90.75	7.25	9706	24/12/97	7.59	12.85	10.00	10.26	100.31	0.97
JH Chemical	100/50	45,150	97.00	85.50	86.00	94.75	(8.75)			95.00		9712						100.00	0.86
Kohinoor Chemicals	100/5	725	78.00	75.00	77.00	73.50	3.50	500	80.00	75.00	5.00	9406	27/2/95	(7.77)				(270.20)	
Libra Pharma	100/20					287.25				330.00		9706	24/12/97	28.25	10.17	20.00	6.96	253.05	1.14
National Polymer	100/10	550	204.50	199.00	200.25	192.50	7.75			180.00		9706	29/9/97	38.82	5.16	20.00	9.99	169.44	1.18
Orion Infusion	100/20					40.75				34.43		9606	3/2/97	8.09	5.04	17.00	41.72	102.38	0.40
Perfume Chemical	100/50	4,000	76.00	70.00	70.25	69.00	1.25			68.75		9806	30/4/98	1.62	43.36			108.11	0.65
Petro Synthetic	10/50					12.00						9612	2/10/97	(10.66)				(41.17)	
Pharma Aids	100/5	5	70.00	70.00	70.00	70.00						9706	29/12/97	(6.01)				117.61	0.60
Pharmaco	100/5	90	53.00	51.25	52.00	51.00	1.00					9706	30/3/98	3.14	16.56			58.58	0.89
Rahman Chemicals	100/10	9,590	32.00	27.00	31.25	27.00	4.25					9612	13/11/97	(11.71)				(47.06)	
Reckitt & Colman	10/50	750	98.50	93.00	96.60	97.00	(0.40)	150	101.30	101.50	(0.20)	9801	19/5/98	4.83	20.00	2.75	2.85	25.63	3.77
Renata	100/5					365.00						9712	17/6/98	39.14	9.33			140.98	2.59
Square Pharma	100/20	760	750.00	742.00	743.75	738.50	5.25	220	746.75	739.50	7.25	9803	13/8/98	114.27	6.51	45.00	6.05	677.49	1.10
TBL	100/5					60.00				85.50		9712	30/7/98	(313.75)				(1,362.00)	
The Ibnsina	100/10	310	156.00	154.00	154.25	152.00	2.25			145.00		9706	5/3/98	19.15	8.05	15.00	9.72	108.49	1.42
Wata Chemicals	100/20					193.00				305.33		9712	26/8/98	3.85	50.13	10.00	5.18	190.18	1.01
Paper & Printing																			
Azadi Printers	100/10											9606	24/12/97	(13.48)				(393.60)	
Eagal Box	10/50	250	56.00	55.00	57.40	52.40	5.00					9606	14/10/98	(62.66)				(134.90)	
MAQ Enterprises	100/50	7,100	70.00	62.00	66.50	60.25	6.25	250	66.25	57.50	8.75	9612		12.24	5.43			126.94	0.52
MAQ Paper	100/20	1,800	109.00	102.00	105.00	102.00	3.00			125.25		9712	20/9/98	18.47	5.68	10.00	9.52	123.04	0.85
Monospool Paper	100/5	120	41.00	36.50	38.50	39.25	(0.75)					9606	15/9/98	1.88	20.48			178.33	0.22
Padma Printers	10/50					21.00						9612	23/12/96					10.00	2.10
Paper Process	100/10	380	26.25	23.00	24.50	23.50	1.00					9612	26/12/97	2.62	9.35			82.03	0.30
Sonali Paper	10/50	200	19.00	19.00	19.00	18.00	1.00			20.00		9606	30/12/96	1.07	17.76	1.50	7.89	10.19	1.86
Services & Real Estate																			
BD Hotel	10/50											9712	17/9/98	5.52		30.00		290.43	
BD Services	10/50											9612	24/12/97	1.78		1.00		36.52	
Eastern Housing	100/20	15,580	146.00	143.50	144.25	140.25	4.00	3,980	143.75	139.50	4.25	9707	28/12/97	18.99	7.60	16.00	11.09	122.67	1.18
Samorita Hospital	100/50	700	112.00	108.00	110.75	106.50	4.25			106.00		9706	19/3/98	3.91	28.32			109.22	1.01
Shine Pukur Holdings	100/50	229,500	99.50	95.00	96.75	92.75	4.00	120,750	97.50	92.50	5.00	9612	30/11/97	10.21	9.48	10.00	10.34	103.50	0.93
Miscellaneous																			
Apex Footwear	100/20	180	260.00	250.00	254.00	251.00	3.00			249.25		9712	14/5/98	21.92	11.59	25.00	9.84	207.24	1.23
Apex Tannery	100/10	5,630	286.00	270.00	279.25	269.25	10.00	1,250	277.00	266.00	11.00	9706	28/12/97	2.71	103.04	25.00	8.95	413.98	0.67
Aramit	10/50	14,500	47.50	46.10	46.30	46.80	(0.50)	200	46.00	46.90	(0.90)	9712	27/9/98	3.49	13.27	2.30	4.97	26.79	1.73
Aramit Cement	100/50	21,700	139.00	133.50	135.00	132.50	2.50	2,200	134.25	131.25	3.00	9712						100.00	1.35
Bata Shoe	10/100	4,500	111.00	107.90	110.60	108.50	2.10					9712	3/6/98	11.92	9.28	9.00	8.14	37.01	2.99
BD Luggage	100/50	2,750	80.00	77.00	78.75	72.75	6.00	100	75.00	58.00	17.00	9606						100.00	0.79
Bengal Fine Ceramic	100/50	1,200	141.00	137.00	138.25	129.75	8.50	360	140.25	135.00	5.25	9706	24/12/97	9.10	15.19	10.00	7.23	100.48	1.38
BEXIMCO	10/100	22,600	66.50	64.00	64.90	65.20	(0.30)	7,600	68.50	67.50	1.00	9612	28/8/97	4.89	13.27	2.50	3.85	21.68	2.99
BSC	100/5					90.00				102.00		9606	19/12/96	(74.44)				(556.00)	
Chittagong Cement	100/5	4,985	644.00	622.00	640.25	624.50	15.75	4,595	644.00	631.50	12.50	9706	22/1/98	34.95	18.32	30.00	4.69	160.30	3.99
Confidence Cement	100/20	5,120	280.00	265.00	274.75	261.50	13.25	2,960	273.00	262.75	10.25	9706	31/3/98	9.77	28.12	5.00	1.82	218.08	1.26
Excelsior Shoes	100/50	124,500	70.00	66.00	67.75	65.00	2.75	10,960	70.75	63.75	7.00	9709	31/3/98	8.02	8.45			121.58	0.56
Fu-Wang Ceramic	100/50	7,800	130.25	128.00	129.25	127.50	1.75	100	129.00	126.75	2.25	9710		5.24	24.67			106.87	1.21
GQ Ball Pen	10/50	3,450	150.00	134.00	143.40	134.10	9.30			135.00		9712	24/8/98	8.97	15.99	3.50	2.44	99.11	1.45
Highspeed Ship	100/5											9712	22/9/98	7.50		7.00		134.07	
Himadri	10/100											9612	29/9/97	1.13				12.86	
Lexco	100/10	8,240	169.75	160.00	162.75	153.75	9.00			154.00		9712	10/9/98	10.80	15.07	10.00	6.14	550.47	0.30
Mari BD Shilpa & Engg	100/50	3,700	125.00	109.00	119.50	108.75	10.75	1,250	113.00	109.25	3.75	9706	29/12/97	13.54	8.83	11.00	9.21	218.88	0.55
Meghna Cement	100/50	2,900	187.00	184.00	186.50	180.25	5.25	650	185.25	180.50	4.75	9712	24/9/98	14.29	12.98	10.00	5.39	108.76	1.71
Monno Ceramic	100/5	380	560.00	521.00	533.25	524.75	8.50	25	531.00	519.50	11.50	9706	21/12/97	52.94	10.07	30.00	5.63	233.97	2.28
Niloy Cement	100/50	5,150	154.75	149.00	152.75	147.50	5.25	450	151.50	144.00	7.50	9703						100.00	1.53
Paragon Leather	100/50	20,000	86.00	81.50	82.00	78.00	4.00	3,100	80.25	75.50	4.75	9706	27/5/98	9.44	8.69	10.00	12.20	113.73	0.72
Phoenix Leather	100/5					300.00						9606	5/1/97	38.26	7.84			12.89	23.27
Rose Heaven Ball Pen	10/500	944,000	27.30	26.20	26.30	27.10	(0.80)	423,500	26.50	28.30	(1.80)	9702		0.90	29.22			16.44	1.60
Savar Refractories	100/5	5,680	60.00	52.00	55.25	50.50	4.75					9706	25/3/98	(9.18)				100.75	0.55
Standard Ceramic	100/50	150	165.00	160.00	162.25	153.00	9.25			155.00		9706	23/6/98	13.37	12.14	10.00	6.16	231.99	0.70
Tespick Industries	100/10					98.00						9706	24/12/97	1.24	79.03			128.69	0.76
The Engineers	100/5					252.00						9608	27/12/97	75.82	3.32	10.00	3.97	387.50	0.65
Usmania Glass	100/5	265	350.00	331.00	335.75	320.75	15.00	10	320.00	315.00	5.00	9706	6/3/98	(3.66)		15.00	4.47	340.72	0.99
Insurance																			
BGIC	100/10	90	270.00	267.00	269.25	270.00	(0.75)	20	275.00	275.00		9712	10/9/98	39.57	6.80	25.00	9.29	234.52	1.15
Central Insurance	100/20					168.50				175.00		9712	16/9/98	26.00	6.48	20.00	11.87	157.46	1.07
Delta Life Insurance	100/5	80	625.00	610.00	614.25	616.50	(2.25)			625.00		9612	24/6/97			26.00	4.23	100.00	6.14
Eastern Insurance	100/20					165.00				205.31		9712	12/8/98	28.93	5.70	20.00	12.12	158.46	1.04
Eastland Insurance	100/20					168.00				180.00		9712	27/7/98	31.01	5.42	18.00	10.71	213.01	0.79
Federal Insurance	100/50					188.00				136.00		9612	22/8/98	18.45	10.19	18.00	9.57	151.09	1.24
Green Delta Insurance	100/10					496.00		3,000	500.00	520.00	(20.00)	9712	25/6/98	58.11	8.52	35.00	7.07	282.66	1.75
Janata Insurance	100/20	180	116.00	110.00	113.50	110.00	3.50	460	115.25	114.00	1.25	9612	1/12/97	(43.76)				102.20	1.11
Karnaphuli Insurance	100/20	20	152.00	152.00	152.00	151.25	0.75					9612	20/8/97	39.80	3.82	20.00	13.16	177.10	0.86
National Life Insurance	100/20					170.00				332.50		9712	4/7/98					100.00	1.70
People Insurance	100/20					550.00				603.00		9712	7/9/98	31.34	17.55	21.00	3.82	243.19	2.26
Phoenix Insurance	100/20	500	232.00	230.00	230.25	229.75	0.50			240.00		9712	20/5/98	38.56	5.97	30.00	13.03	205.42	1.12
Pragati Insurance	100/10	200	526.00	520.00	523.25	526.00	(2.75)			560.00		9712	22/7/98	79.08	6.62	35.00	6.69	438.47	1.19
Purabi Insurance	100/50					72.50						9512	30/9/96	(3.28)				102.05	0.71
Reliance Insurance	100/50	250	305.00	290.50	298.00	290.50	7.50			380.00		9712	22/6/98	50.43	5.91	30.00	10.07	363.45	0.82
Rupali Insurance	100/20	200	217.00	216.00	216.00	216.00		140	211.00	256.00	(45.00)	9712	10/8/98	32.55	6.64	25.00	11.57	254.12	0.85
Sandhani Life Insurance	100/50	200	95.00	95.00	95.00	90.00	5.00			105.00		9612	20/11/97					100.00	0.95
United Insurance	100/10	20	308.00	308.00	308.00	280.00	28.00					9712	17/5/98	27.90	11.04	20.00	6.49	206.28	1.49

DEBENTURE

Name	Nature of Debenutre	Year of Float	Date of Maturity	Date of Conversion	Interest Due	FV/ML Tk/Nos	Day's Closing Price DSE Tk	Day's Closing Price CSE Tk
Aramit Cement	14%, 20% Convertible, 80% Redeemable	1998	September, 2008	September, 2000	Mar, Sep	2500/2	2,150.00	2,152.00
BCIL	17%, 20% Convertible, 80% Redeemable	1993	December 31, 1999	February 1, 1995	Jan, Jul	480/1		
BD Lugadge	14%, 20% Convertible, 80% Redeemable	1996	September 5, 2003	September 5, 1998	Mar, Sep	2500/2		
BD Zipper	14%, 20% Convertible, 80% Redeemable	1995	August 1, 2002	August 1, 1997	Feb, Aug	1800/2		
BEXIMCO	17%, 100% Redeemable	1989	October 11, 1998		Oct, Apr	162/1		
Beximco Denims	14%, 100% Redeemable	1995	July 10, 2005		Jan, Jul	2500/2		
Beximco Fisheries	14%, 100% Redeemable	1994	May 1, 2004		Jan, Jul	2571.42/1	2,250.00	
Beximco Infusion	17%, 100% Redeemable	1992	October 31, 2000		Oct, Apr	700/2		
Beximco Synthetics	14%, 100% Redeemable	1993	September 1, 2003		Mar, Sep	1963/2		
Beximco Textile	14%, 100% Redeemable	1995	July 1, 2005		Jan, Jul	2500/2		
Beximco Knitting	14%, 20% Convertible, 80% Redeemable	1994	July 1, 2004	July 1, 1995	Jan, Jul	2056/2		
Eastern Housing	15%, 10% Convertible, 90% Redeemable	1994	January 1, 2000	July 1, 1995	Jan, Jul	1687.5/1		

COMPANY CALENDAR

Company	Declaration Year End	Div/Bon/Rght	Book Closure From	To	AGM/EGM Date & Time	Venue	Company	Declaration Year End	Div/Bon/Rght	Book Closure From	To	AGM/EGM Date & Time	Venue
Eagle Box					10/15/98, 10am	Office Premises	Beximco Knitting	9712	20%	20/10/98	15/11/98	5/11/98 3.30p	Hotel Sonargaon
ICB		7%	11/10/98	21/10/98	10/21/98 3pm	Hotel Purbani	NTC	9812	10% I	12/10/98	21/10/98		
BEXIMCO Deb			01/10/98	10/10/98			ACI	Right Subs:		30/09/98	18/10/98		
BEXIMCO	9712	25%	07/10/98	05/11/98	5/11/98 10.30a	Hotel Sonargaon	CMC Kamal			21/10/98	10/11/98	10/11/98	
Beximco Denims	9712	30%	07/10/98	05/11/98	5/11/98 3.30p	Hotel Sonargaon	Beximco Synthetics	9712	25%	21/10/98	19/11/98	9/11/98 10.30a	Hotel Sonargaon
Beximco Infusion Deb	9712		15/10/98	30/10/98			Beximco Fisheries	9712	10% F	21/10/98	19/11/98	9/11/98 3.30p	Hotel Sonargaon
Desh Garments				EGM	10/12/98 3pm	Awal Centre, Banani	Aramit Cement	Last date of Renunciation			18/10/98		
Padma Textile	9712	25%	12/10/98	08/11/98	/11/98 10.30a	Hotel Sonargaon	JH Chemical	Last date of Renunciation			18/10/98		
Beximco Textile	9712	5%	13/10/98	08/11/98	8/11/98 3.30pm	Hotel Sonargaon	Al-Arafa	Last date of Renunciation			18/10/98		
Beximco Infusion	9712	25%	20/10/98	15/11/98	5/11/98 10.30a	Hotel Sonargaon	Uttara Bank			10/26/98	11/24/98	11/24/98	

NOTES

FI/ML	: Face Value / Market Lots	Vol	Volume	P/E (x)	Price/Earning (Times)	Price/NAV(x)	Price/Net Asset Value(Times)	Avg	Average
TK/Nos	: Taka/Number of Shares	EPS	Earning Per Share	DPS	Dividend Per Share	Tkm	Taka in Million	Prev	Previous

Nos: Numbers. Chg: Change.

Prepared by The Daily Star in collaboration with Securities Consultants Limited