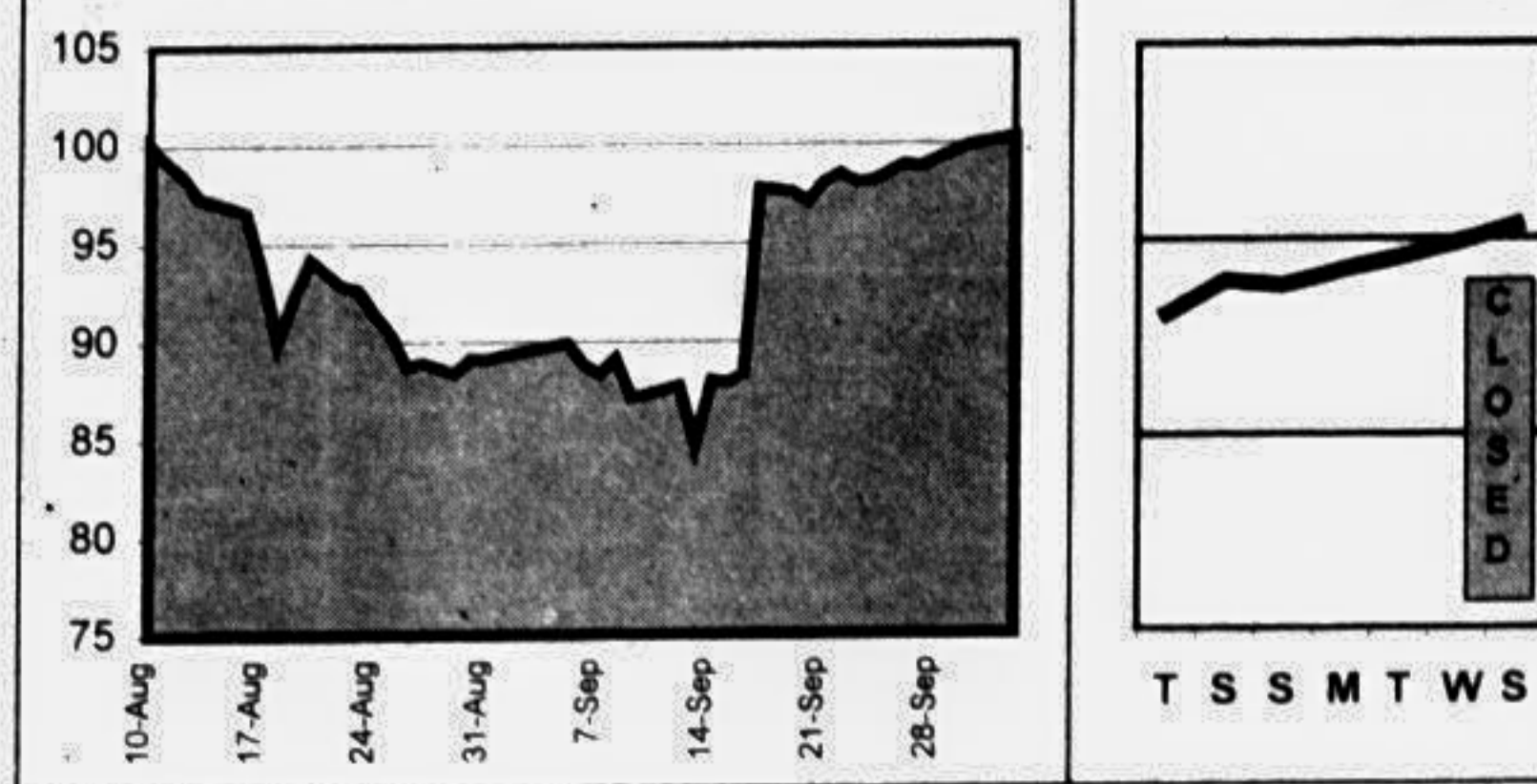


STAR 50 Index

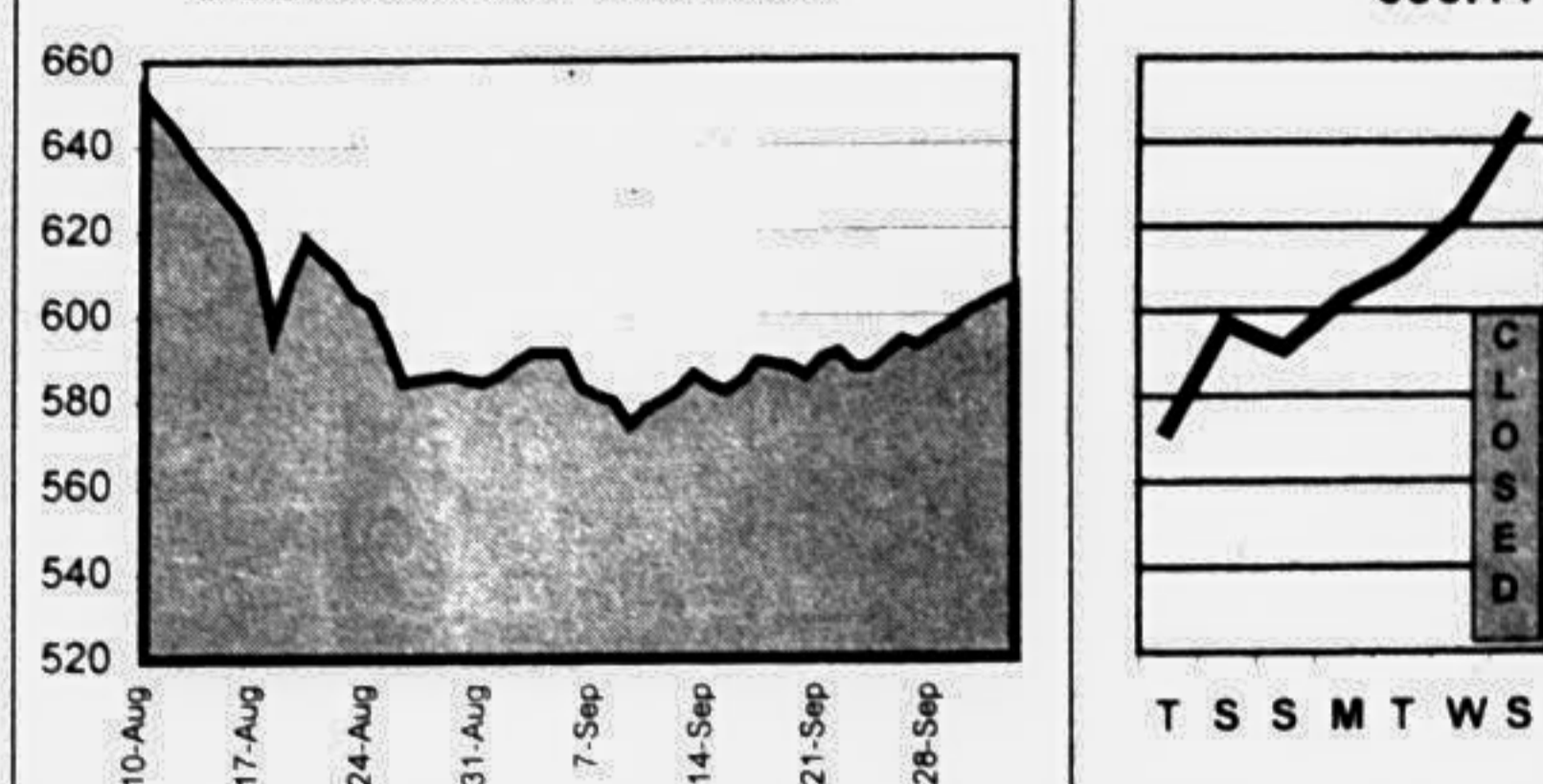
100.32



Fifty companies have been chosen for calculation of the STAR 50 Index based on their market capitalisation, liquidity, free float and corporate track record. The Base Period for the Index is August 10, 1998. The calculation has been done according to the widely used International Finance Corporation formula.

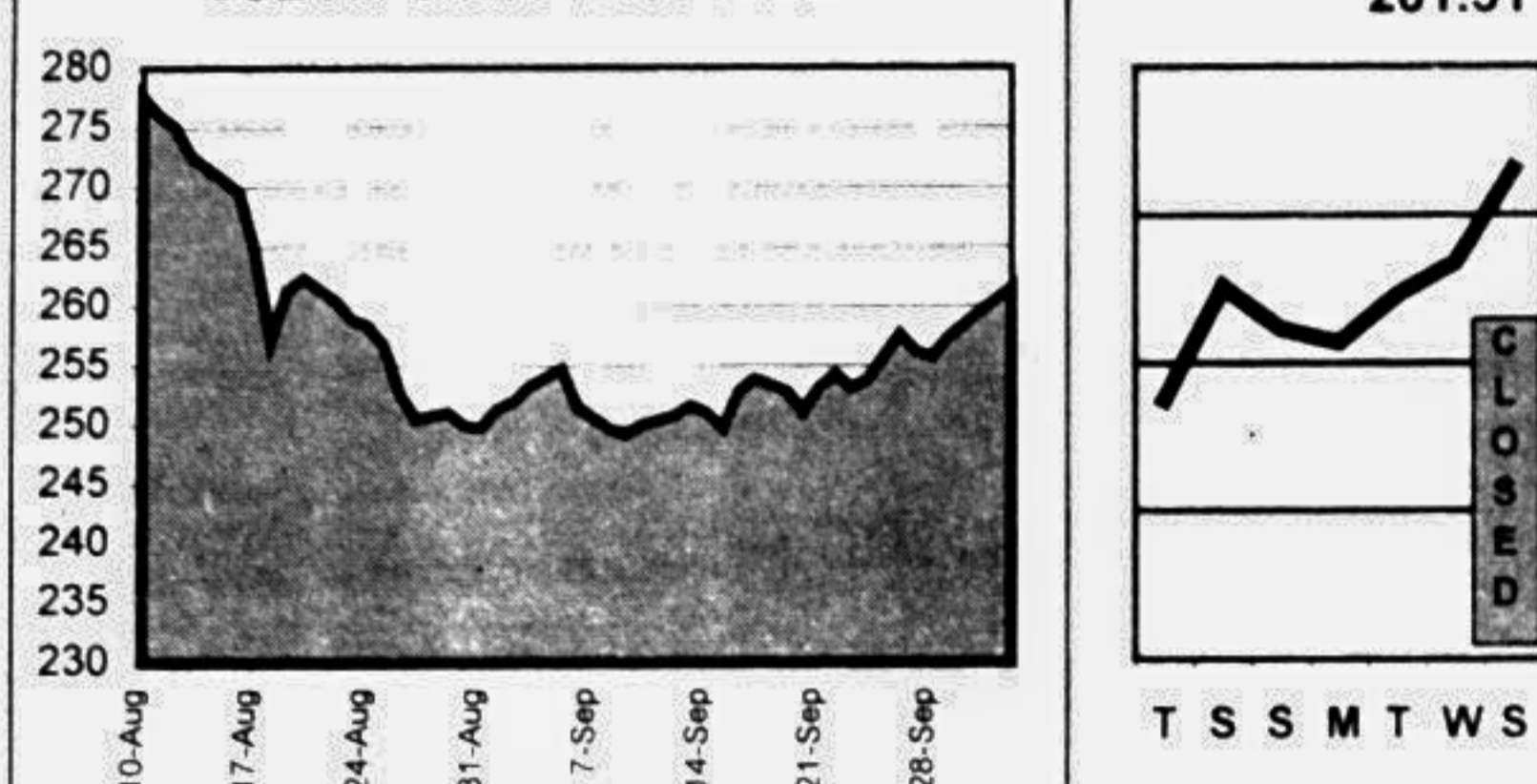
DSE All Share Price Index

606.11



CSE All Share Price Index

261.51



DAY'S MARKET

October 3, 1998

Table with columns: DSE, CSE, All Share Price Index, Change in Index (pts), Market Capitalisation (Cr Tk), Turnover Volume (000), etc.

DAY'S MARKET LEADERS

Table with columns: DSE, Vol, Value, CSE, Vol, Value. Lists top performers like Beximco Pharma, ACI, etc.

TURNOVER LEADERS

Table with columns: DSE, Vol, Value, CSE, Vol, Value. Lists high-volume stocks like Beximco Pharma, ACI, etc.

CAPITAL GAINERS

Table with columns: DSE, Vol, Change, CSE, Vol, Change. Lists stocks with significant price increases like Dhaka Veg, M. Hossain Garm, etc.

CAPITAL LOSERS

Table with columns: DSE, Vol, Change, CSE, Vol, Change. Lists stocks with significant price decreases like Uttara Bank, Reliance Ins, etc.

LEAGUE TABLE

Large table with columns: Company Name, Market Performance (Dhaka Stock Exchange, Chittagong Stock Exchange), AGM, Financial Performance. Lists various companies and their metrics.

Main LEAGUE TABLE with columns: Company Name, Market Performance (Dhaka Stock Exchange, Chittagong Stock Exchange), AGM, Financial Performance. Lists various companies and their metrics.

Miscellaneous table containing various company-specific data and financial details.

Table with columns: Name, Nature of Debenure, Year of Float, Date of Maturity, Date of Conversion, Interest Due, FV/ML, Day's Closing Price. Lists financial instruments.

Table with columns: Company, Declaration, Book Closure, AGMEGM, Company, Declaration, Book Closure, AGMEGM. Lists company events.

Table with columns: FV/ML, Vol, PE (x), Price/Earning (Times), Price/NAV(x), Price/Net Asset Value(Times), Avg, Average Nos, Numbers. Lists financial ratios.