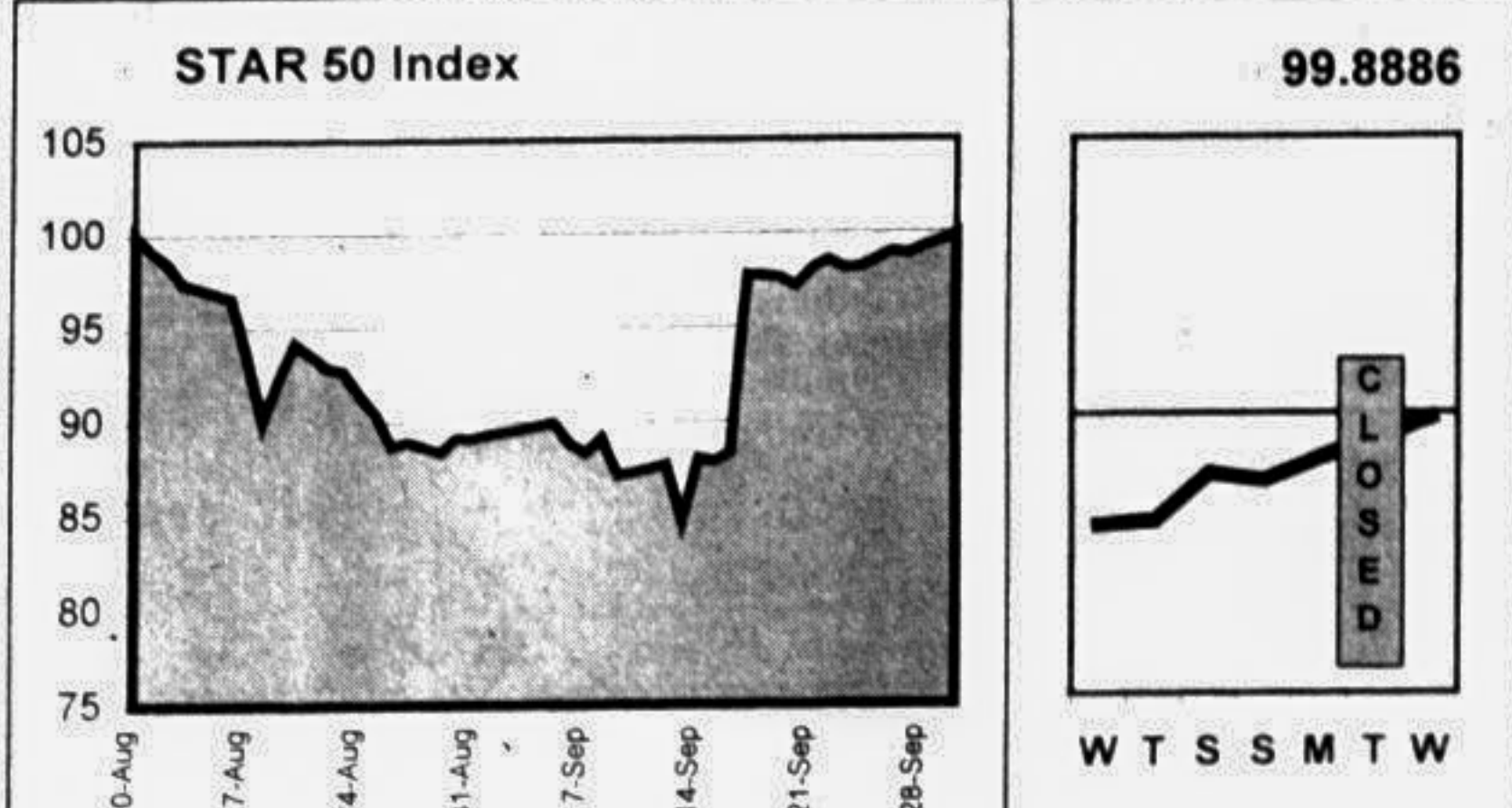


The Daily Star BUSINESS



Five companies have been chosen for calculation of the STAR 50 Index based on their market capitalisation, liquidity, free float and corporate track record. The Base Period for the Index is August 10, 1998. The calculation has been done according to the widely used International Finance Corporation formula. For details please see Page 7.

TODAY'S MARKET September 30, 1998. Table with columns for DSE and CSE, listing All Share Price Index, Change in Index (pts), Change in Index (%), Market Capitalisation (cr Tk), Market Capitalisation (miUS\$), Turnover Volume (000), Turnover Value (cr Tk), No. of Issues Traded, No. of Issues Gained, No. of Issues Incurred Loss, No. of Issues Unchanged, Price Earning Ratio (x), and Dividend Yield (%).

TODAY'S MARKET LEADERS

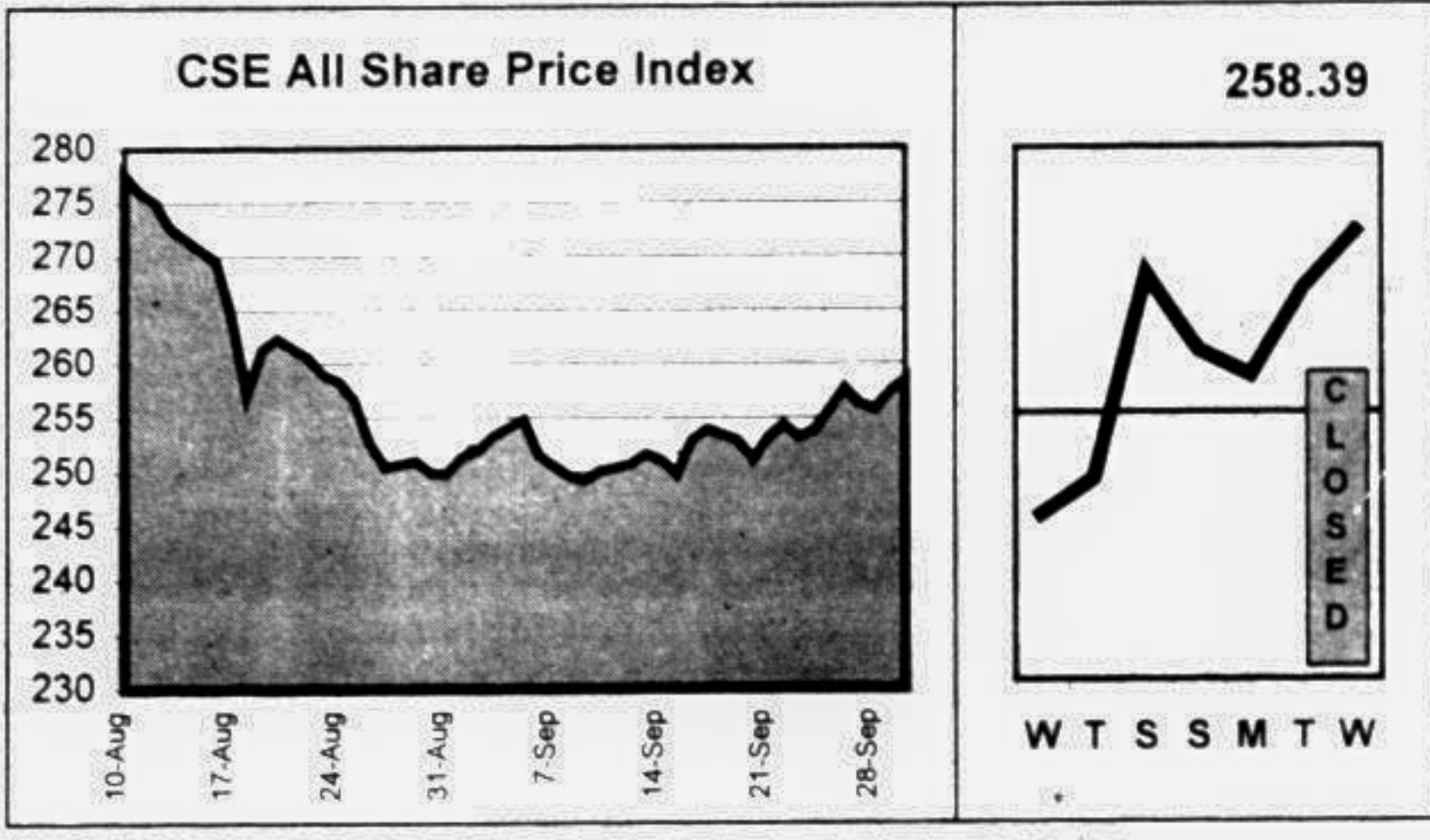
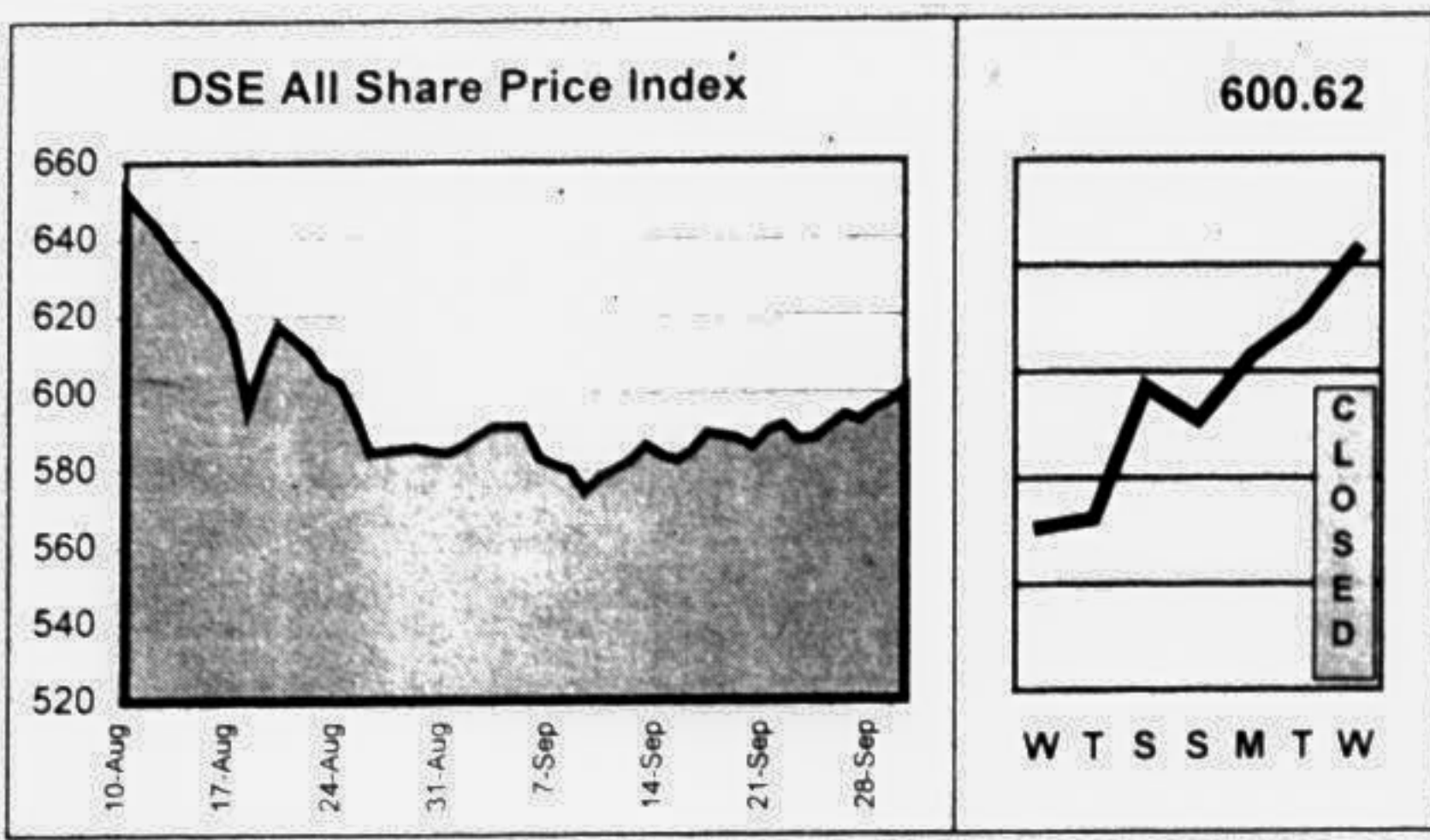
Table of Turnover Leaders with columns for DSE and CSE, listing company names, volume, and value.

CAPITAL GAINERS

Table of Capital Gainers with columns for DSE and CSE, listing company names, deviation, and change.

CAPITAL LOSERS

Table of Capital Losers with columns for DSE and CSE, listing company names, deviation, and change.



LEAGUE TABLE. Large table with columns for Company Name, Market Performance (Dhaka Stock Exchange, Chittagong Stock Exchange), AGM, and Financial Performance (EPS, PE, DPS, Yield, NAV per Share, P/B Ratio).

LEAGUE TABLE. Large table with columns for Company Name, Market Performance (Dhaka Stock Exchange, Chittagong Stock Exchange), AGM, and Financial Performance (EPS, PE, DPS, Yield, NAV per Share, P/B Ratio).

Miscellaneous. Table listing various companies and their market performance metrics.

DEBENTURE. Table listing debenture details including Name, Nature of Debenture, Year of Float, Date of Maturity, Date of Conversion, Interest, FV/ML, and Day's Closing Price (DSE, CSE).

COMPANY CALENDAR. Table listing company events including Declaration, Dividend, Book Closures, AGM, and Venue.

FV/ML, TK/No. Table with columns for Face Value / Market Lots, Volume, Volume, P/E (x), Price/Earning (Times), Price/NAV(x), Price/Net Asset Value (Times), Avg. Prev., Average Nos., and Numbers.