# Dhaka Stock Prices

*At the close of trading on September 16, '96*

## Market loses Tk 225cr

# 32-point fall in index

**Star Report**

The Dhaka Stock Exchange All Share Price Index experienced a massive fall on Monday.

The price index declined by 32.09 points, going down to 1578.06 from 1545.97.

The market capitalisation lost Tk 224.55 crore slipping to Tk 10816.45 crore from Tk 11041.00 crore.

Both the transactions in volume and value fell by two per cent and 11 per cent respectively.

The leading gainers of the day was Olympic Industries with a rise of Tk 179.81 per share while the losers were led by Bangladesh Lamps with a fall of Tk 363.40 per share.

Beximco Knitting (Deb), Beximco Fisheries (Deb), AMCL Pran, Amam Sea Food and BD Zipper (Deb) were also significant gainers of the day.

IDLC, Singer Bangladesh, Metalex Corporation, National Tubes, Kay & Que and Delta Life Insurance were also major losers.

### Last date of Renunciation

| Name of Company | Date |
|---|---|
| Dhaka Fisharies | 30/9/96 |
| Alltex Ind. | 30/9/96 |
| Kay & Que | 8/10/96 |
| Shampur Sugar Mills | 8/10/96 |
| Bengal Fine Ceramic | 11/10/96 |

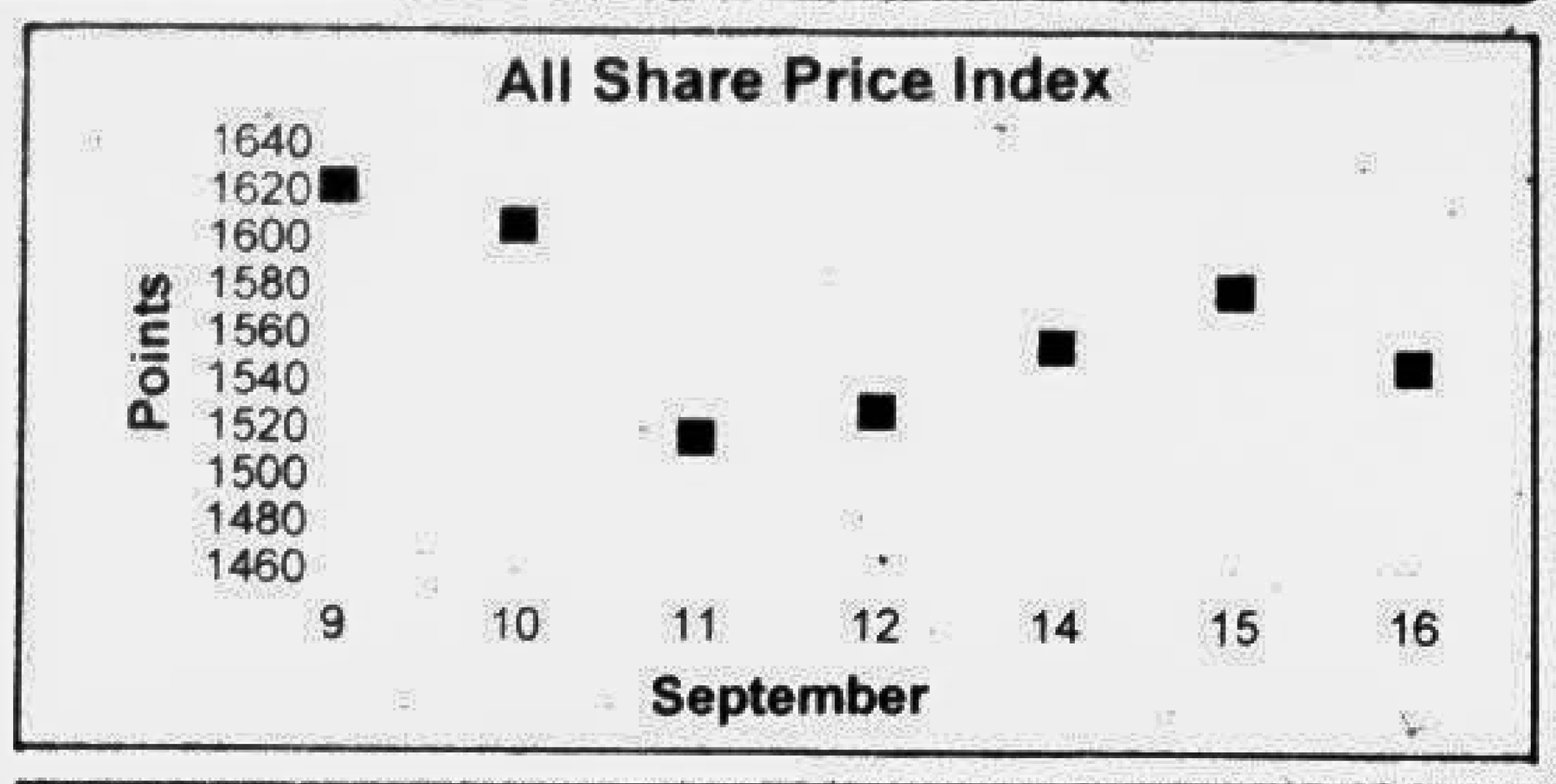


## DSE at a glance

| | |
|---|---|
| Total Number of Listed Securities | 208 |
| Total Number of Companies | 190 |
| Total Number of Mutual Funds | 7 |
| Total Number of Debentures | 11 |
| Total No. of Shares & Debentures | 394680163 |
| Day's DSE All Share Price Index | 1545.97 |
| Day's Market Capital Tk | 10816.45cr |
| Day's Transaction in Volume | 896543 |
| Day's Transaction in Value Tk | 17.71cr |
| Day's Total Issues Traded | 123 |
| Day's Issues Gained | 32 |
| Day's Issues Incurred Losses | 85 |
| Day's Issues Unchanged | 6 |
| Day's Total No. of Hawlas | 3236 |

## PEEP INTO ISSUES

| Company | Book Closure | AGM/EGM | Date | Venue & Time | Dividend Proposed |
|---|---|---|---|---|---|
| Purabi General Ins. | 07/09/96-30/09/96 | AGM | 30/09/96 | Hotel Sonargaon | |
| Beximco Synthetic (Deb) | 14/08/96-31/08/96 | | | (Half yearly interest) | |
| Pubali Bank | 12/09/96-26/09/96 | AGM | 26/09/96 | 26, Dilkusha C/A 10am | |
| National Life Ins | 21/09/96-07/10/96 | AGM | 07/10/96 | Hotel Sonargaon 3:30pm | |
| BLTC | 19/09/96-26/09/96 | AGM | 26/09/96 | Hotel Purbani 11:30am | 25 1B:5 |
| GQ Ball Pen | 12/09/96-25/09/96 | AGM | 25/09/96 | Shohag Community Centre 11am | 55 1B:2 1R:2 (Premium of Tk 90.00) |
| Saleh Carpet | 13/09/96-26/09/96 | AGM | 26/09/96 | Jiban Bima Bhaban Ctg, 11 am | |
| Padma Printers | 14/09/96-30/09/96 | AGM | 30/09/96 | Head Office, Dhaka, 3:30 pm | |
| Shine Pukur | 16/09/96-01/01/96 | AGM | 01/10/96 | Hotel Sonargaon, 3:30 pm | 5(1) |
| Eastland Camellia | 21/09/96-27/09/96 | AGM | 27/09/96 | Pagla Ghat, N. Ganj, 9 am | |
| Sreepur Tex | 19/09/96-25/09/96 | AGM | 25/09/96 | Hotel Purbani 11.30am | — |
| Ambee Ph. | 12/09/96-22/09/96 | AGM | 22/09/96 | 184/1, Tejgaon I/A 11am | — |
| Petro Synthetic | 20/09/96-29/09/96 | AGM | 29/09/96 | — | — |
| Lexco Ltd | 16/09/96-26/09/96 | AGM | 26/10/96 | House No 50, Road 6/A, 11 am | 22 |
| Beximco (Deb) | 26/09/96-10/10/96 | AGM | | | (Half yearly Interest) |
| Meghna Cement | 14/09/96-19/09/96 | AGM | 19/09/96 | Hotel Royel Int. Khulna 11am | |
| Rabeya Flower | 15/09/96-22/09/96 | AGM | 22/09/96 | 55, Purana Palton 11.30am | |
| Bd. Hotels | 12/09/96-19/09/96 | AGM | 19/09/96 | 1, Dilkusha C/A 11am | 30 |
| Bengal Steel | 27/09/96-30/09/96 | AGM | 30/09/96 | 218/A, Tejgaon I/A 10 am | |
| S.T.M | 21/09/96-28/09/96 | AGM | 28/09/96 | S.T.M Reg. Office Batali Hills Chittagong 3 pm | |
| Quasem Drycells | 26/09/96-30/09/96 | AGM | | | 1R: 1 Premium of 100% |

# Latest position & performance of DSE-listed issues

| Company | FV/ML (Taka) | Average Closing Rate (Taka) | Change +/- (Taka) | No. of Share/ Deb. Traded | Last AGM Date | Total Divi. % |
|---|---|---|---|---|---|---|
| **BANKS (13)** | | | | | | |
| AB Bank | 100/5 | 225.65 | | | 31.08.95 | - |
| City Bank | 100/5 | 225.00 | | | 24.12.95 | - |
| I.F.I.C | 100/5 | 250.00 | | | 10.10.95 | - |
| Islami Bank | 1000/1 | 6000.00 | .00 | 14 | 08.08.96 | 18 |
| National Bank | 100/5 | 224.52 | -12.91 | 2600 | 19.09.95 | 10 |
| Pubali Bank | 100/5 | 90.00 | | | 20.01.96 | - |
| Rupali Bank | 100/10 | 165.00 | | | 20.01.96 | - |
| U.C.B.L | 100/5 | 165.82 | | | 27.09.95 | - |
| Uttara Bank | 100/5 | 110.00 | | | 03.12.95 | - |
| Al Baraka Bank | 1000/1 | 1400.00 | -50.00 | 74 | 10.09.95 | - |
| IDLC | 100/20 | 4100.00 | -293.85 | 140 | 12.05.96 | 35 |
| Eastern Bank | 100/20 | 97.50 | | | 14.12.95 | - |
| ULC | 100/20 | 2214.38 | +16.83 | 320 | 15.04.96 | 18 |
| **INVESTMENT (8)** | | | | | | |
| I.C.B | 100/5 | 180.00 | | | 23.10.95 | 7.5 |
| 1st ICB M Fund | 100/5 | 2100.00 | | | - | 60 |
| 2nd ICB M Fund | 100/5 | 950.00 | | | - | 42 |
| 3rd ICB M Fund | 100/5 | 559.00 | -1.45 | 100 | - | 28 |
| 4th ICB M Fund | 100/10 | 750.00 | | | - | 41 |
| 5th ICB M Fund | 100/10 | 540.00 | -11.04 | 160 | - | 30 |
| 6th ICB M Fund | 100/10 | 350.22 | -7.63 | 920 | - | 20 |
| 7th ICB M Fund | 100/50 | 387.89 | 5.54 | 960 | - | 18 |
| **ENGINEERING (20)** | | | | | | |
| Aftab Auto | 100/5 | 500.08 | +3.41 | 625 | 21.12.95 | - |
| Aziz Pipes | 100/5 | 1699.60 | -14.75 | 630 | 15.07.96 | 30 |
| Olympic Indus. | 100/5 | 1218.52 | +179.81 | 4570 | 13.12.95 | 20 |
| Bangladesh Lamps | 100/5 | 4122.92 | -363.40 | 325 | 23.08.95 | 15 |
| Bengal Steel | 10/50 | 20.00 | | | 24.12.95 | - |
| Eastern Cables | 100/5 | 700.26 | -44.00 | 6805 | 27.03.96 | 10 |
| Karim Pipe | 100/5 | 636.24 | +18.75 | 1430 | 30.11.95 | 15 |
| Monno Jutex | 100/5 | 4316.67 | | | 28.12.95 | 50 |
| Monno Jute Staf | 100/5 | 900.00 | | | 27.09.95 | 20 |
| Singer Bangladesh | 100/5 | 12530.77 | -279.58 | 195 | 21.05.96 | 81 |
| Atlas Bangladesh | 10/50 | 443.76 | -7.75 | 2700 | 27.12.95 | 36 |
| BD Autocars | 100/5 | 241.47 | | | 30.12.95 | - |
| Quasem Drycells | 10/50 | 112.23 | +6.60 | 25200 | 14.12.95 | 20 |
| Renwick Jajneswar | 100/5 | 360.00 | +12.27 | 25 | 30.12.95 | - |
| Metalex Corp | 100/5 | 750.00 | -70.00 | 50 | 24.04.96 | - |
| Howlader PVC | 100/10 | 129.59 | -52.57 | 970 | 18.02.93 | 16 |
| National Tubes | 100/10 | 2063.91 | -201.03 | 680 | 28.03.96 | 25 |
| B Thai Aluminium | 100/10 | 565.14 | -28.57 | 1450 | 27.07.95 | 15 |
| BD. Electricity | 100/10 | 300.00 | | | 30.12.95 | - |
| Anwar Galvanizing | 100/50 | 301.91 | -17.79 | 6200 | - | - |
| Kay & Que | 100/50 | 1246.73 | -143.27 | 1300 | - | - |
| **FOOD & ALLIED (30)** | | | | | | |
| A B Biscuit | 100/5 | 150.00 | | | 30.12.95 | - |
| Alpha Tobacco | 10/50 | 190.71 | -9.29 | 3600 | 12.12.95 | 35 |
| Amam Sea Food | 100/5 | 5600.00 | +22.50 | 40 | 17.12.95 | - |
| Apex Foods | 100/5 | 5787.12 | -26.93 | 495 | 17.12.95 | 25 |
| Aroma Tea | 100/5 | 145.00 | | | 27.12.90 | - |
| Tripti Inds Food | 100/5 | 347.67 | -25.75 | 5925 | 26.08.96 | 17 |
| Bangas | 100/5 | 252.00 | .00 | 2000 | 30.12.95 | 17 |
| B L T C | 100/5 | 1500.00 | 15.00 | 30 | 11.09.95 | 27.5 |
| B T C | 10/50 | 220.54 | -7.36 | 7350 | 20.06.96 | 60 |
| E L Camellia | 100/5 | NT | | | 21.09.96 | - |
| Froglegs Export | 10/50 | 20.00 | +.07 | 2300 | 30.12.91 | - |
| Gemini Sea Food | 100/5 | 821.94 | | | 31.12.95 | - |
| N T C | 100/5 | 400.00 | | | 25.04.96 | 10 |
| Yousuf Flour | 10/50 | NT | | | 30.12.95 | - |
| Dhaka Vegetables | 100/5 | 166.36 | | | 22.10.95 | - |
| Zeal Bangla Sugar | 10/50 | 25.40 | -2.53 | 23150 | 27.12.95 | - |
| Rupon Oil | 10/100 | 13.29 | -.11 | 10000 | 27.04.95 | - |
| Tulip Dairy | 100/10 | 760.00 | | | 30.03.95 | - |
| Ctg. Vegetables | 100/10 | 219.49 | -.12 | 4140 | 30.12.95 | 10 |
| Rabeya Flour | 10/50 | NT | | | 14.09.95 | - |
| B D Plantation | 100/5 | 870.00 | | | 28.12.95 | - |
| Hill Plantation | 100/5 | 1200.00 | | | 28.12.95 | - |
| B Fisheries | 100/20 | 261.73 | -13.67 | 4820 | 01.06.96 | 20 |
| Bengal Biscuits | 100/20 | 209.90 | -10.10 | 2460 | 23.06.96 | 20 |
| Meghna Shrimp | 100/20 | 159.09 | -10.63 | 3620 | 16.08.95 | 10 |
| Raspit Food | 100/50 | 723.75 | | | - | - |
| AMCL Pran | 100/50 | 1233.47 | +24.82 | 2450 | - | - |
| Dhaka Fisheries | 100/50 | 406.98 | -19.17 | 2850 | - | - |
| Modern Industries | 100/5 | 210.00 | | | 18.07.96 | 8 |
| Shampur S. Mill | 10/100 | | | | | |
| **FUEL & POWER (4)** | | | | | | |
| BOC Bangladesh | 10/50 | 350.62 | +.79 | 17530 | 04.02.96 | 40 |
| Padma Oil Co | 10/50 | 570.41 | +5.30 | 1850 | 27.03.96 | 30 |
| Eastern Lubricant | 10/50 | NT | | | 29.03.96 | 30 |
| National Oxygen | 100/10 | 220.00 | | | 29.06.96 | - |
| **JUTE (8)** | | | | | | |
| Islam Jute | 100/5 | 106.00 | | | 30.12.95 | - |
| Jute Spinner | 100/5 | 145.00 | | | 30.03.96 | 10 |
| Mutual Jute | 100/5 | NT | | | 31.03.96 | - |
| Northern Jute | 10/200 | 54.51 | -3.76 | 8200 | 28.12.95 | - |
| Shamsher Jute | 100/5 | NT | | | 14.12.95 | - |
| Sonali Aansh | 100/5 | 200.00 | | | 27.12.95 | - |
| Ahad Jute | 100/10 | NT | | | 28.12.95 | - |
| Saleh Carpet | 10/200 | 17.74 | -2.15 | 17200 | 08.08.96 | - |
| **Textile(38)** | | | | | | |
| Alhaj Textile | 10/50 | NT | | | 29.12.94 | |
| Ashraf Textile | 10/50 | 38.19 | -1.39 | 60700 | 24.12.95 | 15 |
| GMG Ind | 10/50 | 30.00 | | | 30.12.95 | |
| Quasem Textile | 10/50 | 17.00 | | | 26.06.96 | |
| S T M (ORD) | 100/5 | 40.00 | | | 30.09.95 | |
| Stylecraft | 100/5 | 1400.00 | | | 17.12.95 | 20 |
| Swan Textile | 100/5 | 51.00 | | | 23.01.96 | |
| Rahim Textile | 100/5 | 150.00 | | | 28.03.96 | 7.5 |
| Quasem Silk | 10/100 | 17.00 | -1.00 | 200 | 26.06.96 | |
| Saiham Textile | 100/10 | 105.00 | | | 23.11.95 | 10 |
| Modern Dyeing | 100/5 | 80.00 | | | 31.12.95 | |
| Eagle Star Textile | 10/50 | 30.67 | -1.37 | 21650 | 05.12.95 | 10 |
| Desh Garments | 100/10 | 100.00 | +10.00 | 40 | 07.12.95 | |
| Dulamia Cotton | 100/10 | 120.53 | -4.47 | 640 | 30.11.95 | 10 |
| Tallu Spinning | 100/10 | 130.00 | .00 | 140 | 31.08.95 | 15 |
| Ambee Textile | 100/10 | NT | | | 26.06.96 | |
| Tamijuddin | 100/10 | 191.00 | | | 28.12.95 | 12 |
| Padma Textile | 100/20 | 399.50 | -10.67 | 4040 | 21.03.96 | 20 |
| Apex Spinning | 100/20 | 256.08 | | | 18.12.95 | 10 |
| B Knitting | 100/20 | 159.83 | -2.30 | 3770 | 17.06.96 | |
| Dynamic Textile | 100/20 | 77.86 | +5.11 | 12940 | 20.08.96 | - |
| Mithun Knitting | 100/20 | 115.00 | -.58 | 600 | 30.12.95 | 12 |
| Mita Textile | 100/20 | 102.81 | -.95 | 3120 | 28.12.95 | 10 |
| B. Dyeing | 100/20 | 240.54 | -19.22 | 3920 | 27.06.96 | 17 |
| Delta Millers | 100/20 | 125.89 | -1.98 | 3700 | 25.12.95 | 12.50 |
| Apex Weaving | 100/50 | 132.90 | -5.40 | 8950 | 14.12.95 | - |
| Dandy Dyeing | 100/50 | 71.48 | -.44 | 1350 | 28.07.96 | - |
| Sonargaon Texti | 100/50 | 121.00 | +9.37 | 300 | 07.08.96 | - |
| Beximco Textiles | 100/50 | 131.16 | -8.84 | 6350 | 20.05.96 | - |
| BD. Zipper Indus | 100/50 | 165.80 | -14.20 | 2500 | - | - |
| B Denims | 100/50 | 257.13 | -11.16 | 3900 | 15.05.96 | - |
| Prime Textile | 100/50 | 227.80 | +2.02 | 750 | 29.03.96 | 15 |
| MH Garments | 100/50 | 85.00 | | | - | - |
| Sajib Garment | 100/50 | 70.09 | | | - | - |
| Chic Tex Ltd | 10/500 | 16.16 | -.89 | 192300 | - | - |
| Sreepur Textile | 100/50 | 109.89 | -.33 | 4400 | - | - |
| Monno Fabrics | 100/50 | 124.05 | +.56 | 43700 | - | - |
| Alltex Industries | 100/50 | 124.55 | +.02 | 75650 | - | - |
| **PHARMACEUTICALS & CHEMICALS (24)** | | | | | | |
| Ambee Pharma | 10/50 | 63.30 | -1.27 | 12400 | 23.09.95 | - |
| Bangla Process | 100/5 | 80.00 | | | 31.12.95 | - |
| Beximco Pharma | 10/50 | 140.77 | -6.83 | 87750 | 15.06.96 | 40 |
| Glaxo | 10/50 | 180.00 | .00 | 5000 | 21.04.96 | 10 |
| A C I | 10/50 | 184.34 | +4.56 | 8920 | 05.09.96 | 15 |
| Petro Synthetic | 30.00 | 36.00 | -.82 | 1900 | 30.09.95 | - |
| Renata Ltd | 100/5 | 800.00 | .00 | 55 | 17.07.96 | 20 |
| Pharmaco | 100/5 | 196.51 | | | 27.03.96 | 11.50 |
| Progressive Plasti | 100/5 | 267.16 | | | 27.09.90 | - |
| Reckitt & Colman | 10/50 | 304.71 | +1.47 | 1700 | 16.05.96 | 25 |
| Therapeutics | 100/5 | 180.00 | | | 14.12.95 | - |
| Pharma Aids | 100/5 | 210.00 | -20.00 | 100 | 31.12.95 | - |
| Kohinoor Chemical | 100/5 | 254.06 | -24.37 | 505 | 27.02.95 | 10 |
| Ibn Sina | 100/10 | 320.00 | | | 07.03.96 | 11.5 |
| Rahman Chem | 100/10 | 150.00 | | | 31.12.95 | - |
| BCIL | 100/10 | 481.44 | -31.85 | 1600 | 28.12.95 | 15 |
| Wata Chemical | 100/20 | 1079.75 | +10.97 | 5500 | 19.06.96 | 20 |
| Beximco Infusion | 100/10 | 553.74 | +4.31 | 1230 | 15.06.96 | 20 |
| N Polymer | 100/10 | 1296.44 | -58.63 | 800 | 22.11.95 | 40 |
| B Synthetic | 100/20 | 226.10 | -22.12 | 4080 | 22.05.96 | 20 |
| Libra Pharma | 100/20 | 878.06 | | | 28.12.95 | 20 |
| Orion Infusion | 100/20 | 253.22 | -10.85 | 9660 | - | - |
| Square Pharma | 100/20 | 866.40 | -3.82 | 2380 | 03.08.96 | 32.5 |
| Imam Button | 100/50 | 283.54 | -16.39 | 2600 | | |
| **PAPER & PRINTING (7)** | | | | | | |
| Padma Printers | 10/50 | 40.00 | .00 | 10000 | 30.09.93 | |
| Sonali Paper | 10/50 | 35.00 | | | 30.03.95 | 5 |
| Eagle Box | 10/5 | 70.00 | | | 10.02.94 | |
| Monospool Paper | 100/5 | 185.00 | -5.00 | 200 | 30.09.95 | - |
| Paper Processing | 100/10 | 91.12 | -24.88 | 770 | 30.09.95 | - |
| Azadi Printers | 100/10 | NT | | | 29.12.94 | - |
| Maq Paper | 100/20 | 390.00 | -2.93 | 200 | 04.05.96 | 16 |
| **SERVICES & REAL ESTATE (4)** | | | | | | |
| Bangladesh Hotel | 10/50 | 12.00 | | | 28.09.95 | 25 |
| Bd Service | 10/50 | NT | | | 27.12.94 | - |
| S Pukur Holdings | 100/5 | 114.70 | | | 11.04.95 | 25 |
| Eastern Housing | 100/20 | 143.80 | +4.65 | 17280 | 06.12.95 | 15 |
| **MISCELLANEOUS (22)** | | | | | | |
| Apex Tannery | 100/5 | 744.82 | +19.15 | 5085 | 21.10.95 | 30 |
| Aramit | 10/50 | 280.00 | -25.38 | 850 | 01.09.96 | 15 |
| Bata Shoe | 10/100 | 190.08 | -14.63 | 16100 | 02.06.96 | 30 |
| B Shipping | 100/5 | 443.33 | | | 31.12.95 | - |
| G Q Ball Pen | 10/50 | 560.00 | | | 12.08.95 | 45 |
| Monno Ceramic | 100/5 | 1114.83 | +12.38 | 3485 | 27.12.95 | 30 |
| Phoenix Leather | 100/5 | 300.00 | | | 27.03.96 | - |
| Usmania Glass | 100/5 | 1540.96 | +8.37 | 1825 | 03.02.96 | 25 |
| The Engineers | 100/5 | NT | | | 29.12.94 | 8 |
| Savar Refractories | 100/5 | 180.00 | -12.50 | 200 | 21.03.96 | - |
| Milon Tanneries | 100/5 | 300.00 | | | - | - |
| Beximco Ltd | 10/100 | 206.98 | 5.25 | 10700 | 17.06.96 | 25 |
| Ctg. Cement | 100/5 | 3893.70 | -48.34 | 1870 | 12.03.96 | 30 |
| Himadri Ltd | 10/100 | NT | | | 21.09.95 | - |
| High Speed | 100/5 | NT | | | 29.12.94 | - |
| Texpick Ind | 100/10 | NT | | | 26.12.95 | - |
| New Dhaka Refac | 100/20 | 50.00 | | | 25.07.96 | - |
| Apex Footwear | 100/20 | 556.57 | -30.37 | 2070 | 23.07.96 | 25 |
| Confidence Cem | 100/20 | 1509.31 | -16.49 | 6420 | 31.12.95 | 5 |
| Meghna Cement | 100/50 | 820.95 | -1.70 | 11450 | - | - |
| Lexco Ltd | 100/50 | 711.76 | | | - | - |
| Bengal Ceramics | 100/50 | 727.33 | -4.06 | 5800 | - | - |
| **INSURANCE (18)** | | | | | | |
| BGIC | 100/10 | 580.67 | -16.46 | 150 | 07.09.95 | 22 |
| Green Delta | 100/10 | 1102.86 | | | 04.07.96 | 22 |
| United Ins | 100/10 | 600.00 | -50.00 | 50 | 13.04.96 | 17 |
| Peoples Ins. | 100/10 | 718.33 | | | 27.06.96 | 20 |
| Eastern Ins | 100/20 | 334.08 | -1.63 | 980 | 19.09.95 | 10 |
| Janata Ins | 100/20 | 372.90 | -28.13 | 2600 | 04.09.96 | 16 |
| Phoenix Ins | 100/20 | 618.15 | -12.11 | 2200 | 31.07.96 | 21 |
| Eastland Ins | 100/20 | 301.34 | -12.24 | 1420 | 22.08.96 | 16 |
| Central Ins | 100/20 | 340.44 | -13.70 | 1080 | 07.08.95 | 10 |
| Karnaphuli Ins | 100/20 | 350.05 | +2.16 | 3720 | 09.08.95 | 7 |
| Rupali Ins | 100/20 | 752.06 | -28.08 | 1800 | 22.07.96 | 20 |
| National Ins | 100/50 | 720.93 | | | | |
| Federal Ins | 100/50 | 336.29 | -13.78 | 2400 | 19.08.96 | 15 |
| Reliance Ins | 100/50 | 656.00 | -20.43 | 250 | 26.08.96 | 20 |
| Purabi Ins | 100/50 | 297.39 | +12.59 | 1450 | | |
| Delta Life Ins | 100/50 | 1679.55 | -63.78 | 1276 | 27.06.96 | 12 |
| Pragati Ins | 100/50 | 1005.94 | -7.06 | 800 | 21.08.96 | 25 |
| Sandhani Ins | 100/50 | 359.49 | -1.39 | 1950 | 25.08.96 | - |
| **DEBENTURES (11)** | | | | | | |
| BCIL (17%) | 1120/1 | 1108.33 | | | | |
| Beximco (17%) | 835/1 | 800.00 | -20.00 | 5 | | |
| B Infusion (17%) | 1100/2 | 1300.00 | | | | |
| B Synthetic (14%) | 2500/2 | 2400.00 | | | | |
| B Knitting (14%) | 2400/2 | 1930.00 | +30.00 | 50 | | |
| BD. Zipper (14%) | 2500/2 | 2100.00 | +50.00 | 8 | | |
| B Pharma (17%) | 141/1 | 300.00 | | | | |
| B Fisheries (14%) | 3000/1 | 2530.00 | +29.00 | 14 | | |
| E Housing (15%) | 4500/2 | 4370.00 | | | | |
| B Textiles (14%) | 2500/2 | 2010.00 | -10.00 | 32 | | |
| B Denims (14%) | 2500/2 | 2150.00 | | | | |

Note FV= Face Value ML=Market Lot NT=Not Traded AL=Allot-ment Letter (-)=Loss

# PEREGRINE BANGLADESH INDEX

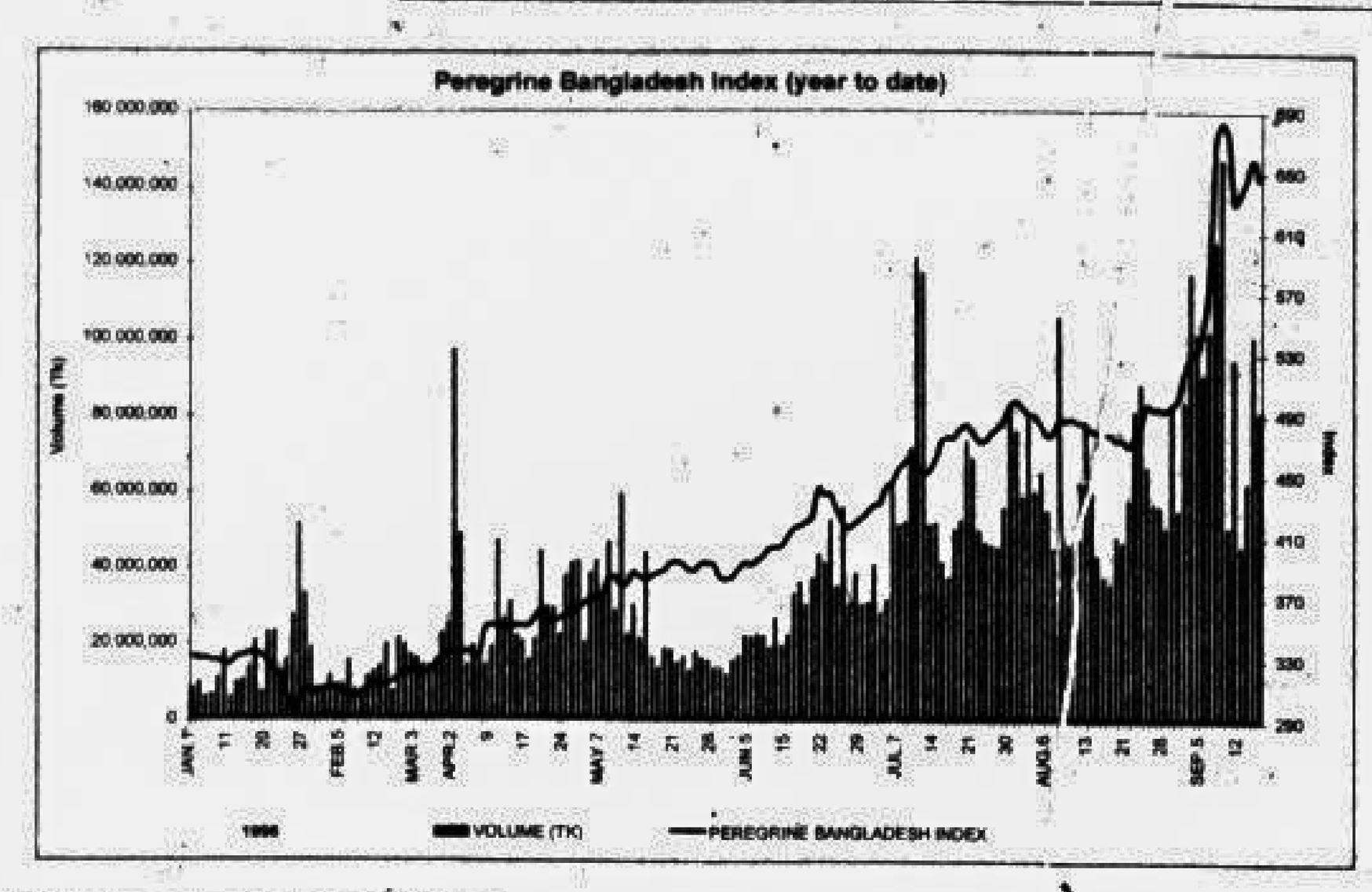


| 16 Sep 9 | | | |
|---|---|---|---|
| Today's index | 646.20 | Market Ca(Tk) | 67,354,017,615 |
| Yesterday's index | 659.51 | Total turn(er (Tk) | 80,871,416 |
| Point change | (13.32) | Issues adv(iced | 10 |
| % change: | | Issues decli(d | 14 |
| 1 day | (2.02) | Issues unch(ged | 1 |
| 1 week | (5.44) | Top gainer — Olympic Industries | (+) 17.31% |
| YTD | 94.60 | Top loser — Beximco Synthetics | (-) 8.91% |

## Today's market comment

The PBI ended the day down 2.02 per cent in retail profit taking. Beximco Synthetics, Bata Shoes and Bangladesh Lamp were the top losers as they declined by 8.91 per cent, 7.15 per cent and 76 per cent respectively. The cement stocks also declined with Chittagong Cement and Meghna Cement down by 1.22 per cent and 0.2 per cent respective. However, there were some speculative buying that resulted in a 17.31 percent rise in Olympic Industries along with a 3.34 per cent rise in Eastern House. Some of the 'Blue Chip' stocks also gained for the day as Apex Tannery and Mono Ceramic appreciated by 2.64 per cent and 1.12 per cent respectively.

### Peregrine Bangladesh Index

| 16 Sep. 1996 Company | Average Price (Tk) | % change 1 day | % change 1 week | % change From Jan 1 '96 | Year End | Net Profit 95 (Tk m) | P/E 95 (X) | Market Capitalization (Tk m) | DPS* 95 (Tk) | Yield (%) |
|---|---|---|---|---|---|---|---|---|---|---|
| Singer Bangladesh | 12530.77 | (2.18) | (5.03) | 217.16 | 31-Dec | 105.02 | 132.21 | 1 85.10 | 54.00 | 0.43 |
| Bangladesh Tobacco Co. (BTC) | 220.50 | (3.25) | (16.76) | 30.22 | 31-Dec | 309.51 | 28.50 | 820.00 | 6.00 | 2.72 |
| Chittagong Cement Clinker | 3898.70 | (1.22) | (0.16) | 429.61 | 30-Jun | 49.06 | 102.51 | 929.32 | 30.00 | 0.77 |
| Beximco Pharma | 140.77 | (4.63) | 7.97 | 102.49 | 31-Dec | 310.26 | 13.38 | 452.72 | 3.20 | 2.27 |
| British Oxygen Company (Bangladesh) | 350.62 | 0.23 | 5.43 | 87.16 | 30-Sep | 81.10 | 54.83 | 446.53 | 4.00 | 1.14 |
| Shine Pukur | 114.70 | 0.00 | (3.12) | 44.53 | 31-Dec | n.a | n.a | 290.44 | n.a | n.a |
| Industrial Development Leasing Co. (IDLC) | 4100.00 | (6.69) | (9.19) | 123.47 | 31-Dec | 69.42 | 44.30 | 3,75.00 | 35.00 | 0.85 |
| Bata Shoe | 190.08 | (7.15) | (19.53) | 66.76 | 31-Dec | 135.94 | 19.13 | 2,0.29 | 2.50 | 1.32 |
| Square Pharma | 866.40 | (0.44) | (2.25) | 33.70 | 31-Mar | 170.44 | 12.71 | 2,.00 | 26.00 | 3.00 |
| Meghna Cement Mills | 828.95 | (0.20) | (2.51) | 237.69 | 31-Dec | n.a | n.a | 1,6.17 | n.a | n.a |
| Monno Fabrics | 124.05 | 0.45 | 0.80 | (13.45) | 31-Dec | n.a | n.a | 1,4.58 | n.a | n.a |
| United Leasing Co. | 2214.38 | 0.77 | (10.12) | 157.86 | 31-Dec | 44.07 | 35.17 | 1,5.07 | 18.00 | 0.81 |
| Padma Textile Mill | 399.50 | (2.60) | (10.26) | 8.12 | 31-Dec | 140.49 | 9.98 | 1,2.25 | 20.00 | 5.01 |
| Eastern Cables | 700.26 | (5.91) | (12.31) | 197.10 | 30-Jun | 49.24 | 28.45 | 1,4.52 | 10.00 | 1.43 |
| Bangladesh Lamps | 4182.92 | (6.76) | (1.23) | 39.51 | 31-Dec | 37.50 | 40.20 | 1,5056 | 40.00 | 0.96 |
| Monno Ceramics | 1114.83 | 1.12 | 2.19 | 42.93 | 30-Jun | 58.53 | 25.71 | 1,5.02 | 20.00 | 1.79 |
| Beximco Textiles | 131.16 | (6.31) | (14.51) | 2.58 | 31-Dec | (124.46) | n.a | 1,4.21 | 0.00 | 0.00 |
| Apex Tannery | 744.82 | 2.64 | (1.89) | 15.22 | 30-Jun | 44.12 | 25.73 | 1,5.11 | 15.00 | 2.01 |
| Prime Textiles | 227.80 | 0.89 | 3.57 | (20.51) | 30-Jun | 72.00 | 12.09 | 0.20 | n.a | n.a |
| Reckitt & Colman | 304.71 | 0.48 | 1.19 | 130.06 | 31-Dec | 37.54 | 38.35 | 1 9.75 | 1.67 | 0.55 |
| Apex Foods Ltd. | 5787.12 | (0.46) | 1.46 | 127.84 | 30-Jun | 34.86 | 31.56 | 1,0.02 | 25.00 | 0.43 |
| Eastern Housing | 143.80 | 3.34 | (16.26) | 8.37 | 31-Jul | 97.24 | 9.18 | 2.38 | 15.00 | 10.43 |
| Advanced Chemical Industries (ACI) | 184.34 | 2.54 | 5.37 | 83.17 | 31-Dec | 38.08 | 35.58 | 1,0692 | 1.60 | 0.87 |
| Olympic Industries | 1218.52 | 17.31 | 15.14 | 93.83 | 31-Mar | 30.72 | 32.77 | 1,0061 | 15.00 | 1.23 |
| Beximco Synthetics | 226.10 | (8.91) | (15.78) | 31.87 | 31-Dec | 76.02 | 8.92 | 6730 | 20.00 | 8.85 |

* Adjusted for bonus and right issues
* P/E: Price Earning ratio: The price of a share divided by earnings per share. (Earning per share equal to net rofit divided by number of shares).
Yield: Dividend Yield (DY) represents a stock's dividend per share divided by its market price per share (that is multiplied by 100)



A European model seen displaying Aarong-made 1997 summer clothes with kantha stitch at the European Fashion Show held in Zurich, Switzerland recently. In its first ever participation in an international show Aarong displayed 32 pieces of women's wear made of Bangladeshi fabrics designed by Ms Mahin Khan, Design Manager of Aarong.

# Exchange Rates

## Sonali Bank

The following are the Sonali Bank's dealing rates to public for some selected foreign currencies with Bangladesh Taka as on Sept 16, '96

| | Selling | | Buying | | |
|---|---|---|---|---|---|
| | T.T. & OD | B.C | T.T (Clean) | O.D Sight | O.D Transfer |
| USD 1 B.TK | 42.4610 | 42.5015 | 42.1650 | 42.0045 | 41.9095 |
| GBP 1 B.TK | 66.2345 | 66.2977 | 65.2597 | 65.0113 | 64.8643 |
| DM 1 B.TK | 28.2193 | 28.2463 | 27.7401 | 27.6345 | 27.5720 |
| FRF 1 B.TK | 8.2812 | 8.2891 | 8.1385 | 8.1076 | 8.0892 |
| CAD 1 B.TK | 31.1552 | 31.1849 | 30.6190 | 30.5025 | 30.4335 |
| SFR 1 B.TK | 34.3724 | 34.4052 | 33.7795 | 33.6509 | 33.5748 |
| J.YEN 1 B.TK | 0.3883 | 0.3886 | 0.3778 | 0.3764 | 0.3755 |

A) T.T. (DOC) US Dollar spot buying Taka 42.0847
B) Usance export bill buying rates (B. Taka for one unit of US. Dollar)

| 30 Days DA | 60 Days DA | 90 Days DA | 120 Days DA | 180 Days DA |
|---|---|---|---|---|
| 41.7316 | 41.3803 | 41.0289 | 40.6775 | 39.9748 |

C) US Dollar sight export bill 3 months forward purchase: Same as O.D. sight export bill. Indicative rates (B. Taka for one unit of foreign currency)

| Currency | | | Selling T.T. & O.D. | Buying O.D. Transfer |
|---|---|---|---|---|
| Saudi Riyal | 1= | Tk | 11.3217 | 11.1738 |
| UAE Dirham | 1= | Tk | 11.5606 | 11.4098 |
| Kuwaiti Dinner | 1= | Tk | 141.6783 | 139.6053 |
| D. Guilder | 1= | Tk | 25.0996 | 24.7663 |
| S. Krona | 1= | Tk | 6.3119 | 6.2253 |
| Malaysian Ringgit | 1= | Tk | 16.9613 | 16.7377 |
| Singapore Dollar | 1= | Tk | 30.1462 | 29.7378 |

# Shipping Intelligence

**Chittagong port**

Berth position and performance of vessels as on 16.9.96

| Berth No | Name of vessels | Cargo | L. port call | Local agent | Date of arrival | Leaving |
|---|---|---|---|---|---|---|
| J/1 | Ignatiy Sergeyev | Cement | Lan | Delmure | 11/9 | 22/09 |
| J/2 | Socrates | Sugar (G) | Dub | BMA | 6/9 | 17/9 |
| J/3 | Socrates | C. Peas | Sig | AASS | 6/9 | 22/9 |
| J/4 | Stavroforos | Sugar (G) | Urb | MBA | 8/9 | 19/9 |
| J/6 | Marianna-s | Gi (Copra) | ara | IPL | 8/9 | 19/9 |
| J/7 | Al Salma (48) | G/Gi | Kara | ASLL | 13/9 | 16/9 |
| J/8 | Egelantirsgracht | Wheat (G) | Cal | SW | 12/9 | 17/9 |
| J/10 | Puk Chang | C. Clink | Sing | Seacom | 23/8 | 18/9 |
| J/11 | Qc Teal | Cont | Sing | QCSL | 16/9 | 18/9 |
| J/12 | Meghna | Cont | Sing | RSL | 11/9 | 17/9 |
| J/13 | Fong Soon | cont | sing | AML | 11/9 | 16/9 |
| CCT/1 | lanka Mahapola | Cont | Col | Baridhi | 13/9 | 17/9 |
| CCT/2 | Padma | Cont | Sing | RSL | 14/9 | 18/9 |
| CCT/3 | Sintra | Cont | sing | Pil (B) | 13/9 | 18/9 |
| RM/14 | Mun Su Bong | Cement | Sing | MSTPL | 12/7 | 18/9 |
| CCJ | Sandra-K | C. Clink | M. Kas | Seacom | 8/9 | 25/9 |
| RM/5 | Golden YI | Cement | Sin | VML | 3/9 | 16/9 |
| RM/6 | Tanja Jacob | Hifo | Sing | MSTPL | 13/9 | 17/9 |
| DOJ | Banglar Shourabh | C Oil | | BSC | R/A | 16/9 |
| DDJ/1 | Tanary Star | dle | Para | PSAL | 7/6 | 30/9 |
| DDJ/2 | Banglar gourab | Repair | - | BSC | R/A | 16/9 |
| CUFJL | Blue North | | | | | |

The above are the shipping position and performance of vessels of Chittagong Port as per berthing sheet of CPA supplied by **HRC Group, Dhaka**.

# Chittagong Stock Exchange

## Index rises

Forty-four listed securities were traded on the Chittagong Stock Exchange floor on Monday, of which 23 issues gained and the rest 21 incurred loss.

The CSE All Securities Price Index marked a 0.9413 per cent rise and reached to 626.26 points.

A total of 170,144 issues valued at Tk 20,985,839.50 were traded on the day.

Market capitalisation stood at Tk 58.45 billion.

### Day's trading performance

| Company Name | Closing Rate | Previous | Differences | No of Securities Traded | Value in Taka |
|---|---|---|---|---|---|
| Rupali Ins | 765.05 | 758.35 | 6.70 | 880 | 673240.00 |
| Janata Ins | 412.12 | 416.38 | 4.26 | 980 | 403880.00 |
| Central Ins | 373.17 | 377.15 | -3.98 | 580 | 216440.00 |
| Federal Ins | 358.58 | 359.45 | -0.87 | 1200 | 430300.00 |
| Delta Life Ins | 1733.83 | 1700.00 | 33.83 | 269 | 466399.50 |
| National Life | 777.33 | 700.67 | 76.66 | 750 | 583000.00 |
| BGIC | 622.50 | 618.29 | 4.21 | 100 | 62250.00 |
| Pragati Ins | 1017.00 | 1005.00 | 12.00 | 200 | 203400.00 |
| Sandhani Life | 399.24 | 405.00 | -5.76 | 1250 | 499050.00 |
| Apex Weaving | 147.31 | 147.57 | -0.26 | 3850 | 567150.00 |
| Beximco Textile | 156.56 | 154.14 | 2.42 | 900 | 140900.00 |
| Beximco Synthe | 274.17 | 283.16 | -8.99 | 120 | 32900.00 |
| Beximco Denims | 286.45 | 298.00 | -11.55 | 550 | 157550.00 |
| Sajib Knitwear | 86.30 | 76.00 | 10.30 | 500 | 43150.00 |
| Chic Tex Ltd | 18.70 | 17.59 | 1.11 | 93500 | 1748200.00 |
| Sreepur Textile | 120.00 | 124.86 | -4.86 | 100 | 12000.00 |
| Monno Fabrics | 125.92 | 128.95 | 3.03 | 8900 | 1120700.00 |
| Eagle Star | 39.78 | 45.63 | -5.85 | 5900 | 234700.00 |
| Alltex Indust | 127.04 | 127.23 | -0.19 | 6600 | 838450.00 |
| Square Pharma | 930.00 | 840.00 | 90.00 | 120 | 111600.00 |
| ACI Ltd | 180.62 | 174.75 | 5.87 | 3200 | 577957.00 |
| Beximco Infus | 560.00 | 410.00 | 150.00 | 50 | 28000.00 |
| Beximco Pharma | 148.39 | 143.45 | 4.94 | 10050 | 1491270.00 |
| Reckitt & Colman | 301.92 | 291.64 | 10.28 | 1250 | 377000.00 |
| Ambee Pharma | 80.60 | 79.80 | 0.80 | 4050 | 326425.00 |
| Imam Button | 309.88 | 310.54 | -0.66 | 1300 | 402850.00 |
| Raspit Food | 753.33 | 800.00 | -46.67 | 150 | 113000.00 |
| Beximco Fisheries | 295.00 | 297.17 | 2.17 | 500 | 147500.00 |
| AMCL (Pran) | 1258.82 | 1253.82 | 5.00 | 550 | 692350.00 |
| Ctg Vegetable | 256.93 | 200.00 | 56.93 | 960 | 246650.00 |
| Confid Cement | 1501.69 | 1543.83 | 42.14 | 520 | 780880.00 |
| Ctg Cement | 4018.53 | 3952.99 | 65.54 | 500 | 2009265.00 |
| Quasem Drycells | 121.06 | 123.64 | -2.58 | 1700 | 205880.00 |
| Anwar Galvan | 335.76 | 356.19 | 20.43 | 2300 | 772250.00 |
| Apex Tannery | 799.10 | 765.09 | 34.01 | 1240 | 990880.00 |
| Apex Foot wear | 625.00 | 621.08 | 3.92 | 60 | 37500.00 |
| Shine Pukur | 122.10 | 122.55 | -0.45 | 9300 | 1135575.00 |
| Padma Oil | 617.38 | 605.00 | 12.38 | 650 | 401300.00 |
| BOC (BD) Ltd | 360.84 | 366.58 | 5.74 | 1900 | 685600.00 |
| 7th ICB M F | 490.67 | 390.00 | 0.67 | 210 | 82040.00 |
| Usmania Glass | 1388.94 | 1410.00 | 21.06 | 360 | 500020.00 |
| Aramit | 305.53 | 301.43 | 4.10 | 750 | 229150.0 |
| Beximco | 206.06 | 200.17 | 5.89 | 1600 | 32970( |
| Monno Ceramic | 1102.65 | 1108.33 | 5.68 | 245 | 270' |

### CSE at a glance

| | |
|---|---|
| All Securities Price Index | 626.26 |
| Day's Change in Index | 0.9413% |
| Total Turn over in Value in Taka | 20,985,839.50 |
| Total Turn over in Volumes | 170,144 |
| Total Issues Capital in Taka | 13,505,088,169.00 |
| Total Closing Market Capital in Taka | 58,456,332,018.00 |
| Total Number of Listed Securities | 77 |
| Total Number of Companies | 70 |
| Total Number of Mutual Funds | 7 |
| Day's Contract Numbers | 840 |
| Day's Issues Traded | 44 |
| Day's Issues Gained | 23 |
| Day's Issues Incurred Loss | 21 |
| Day's Issues Unchanged | 0 |